

GENERAL W.V.W.A. NOTES:

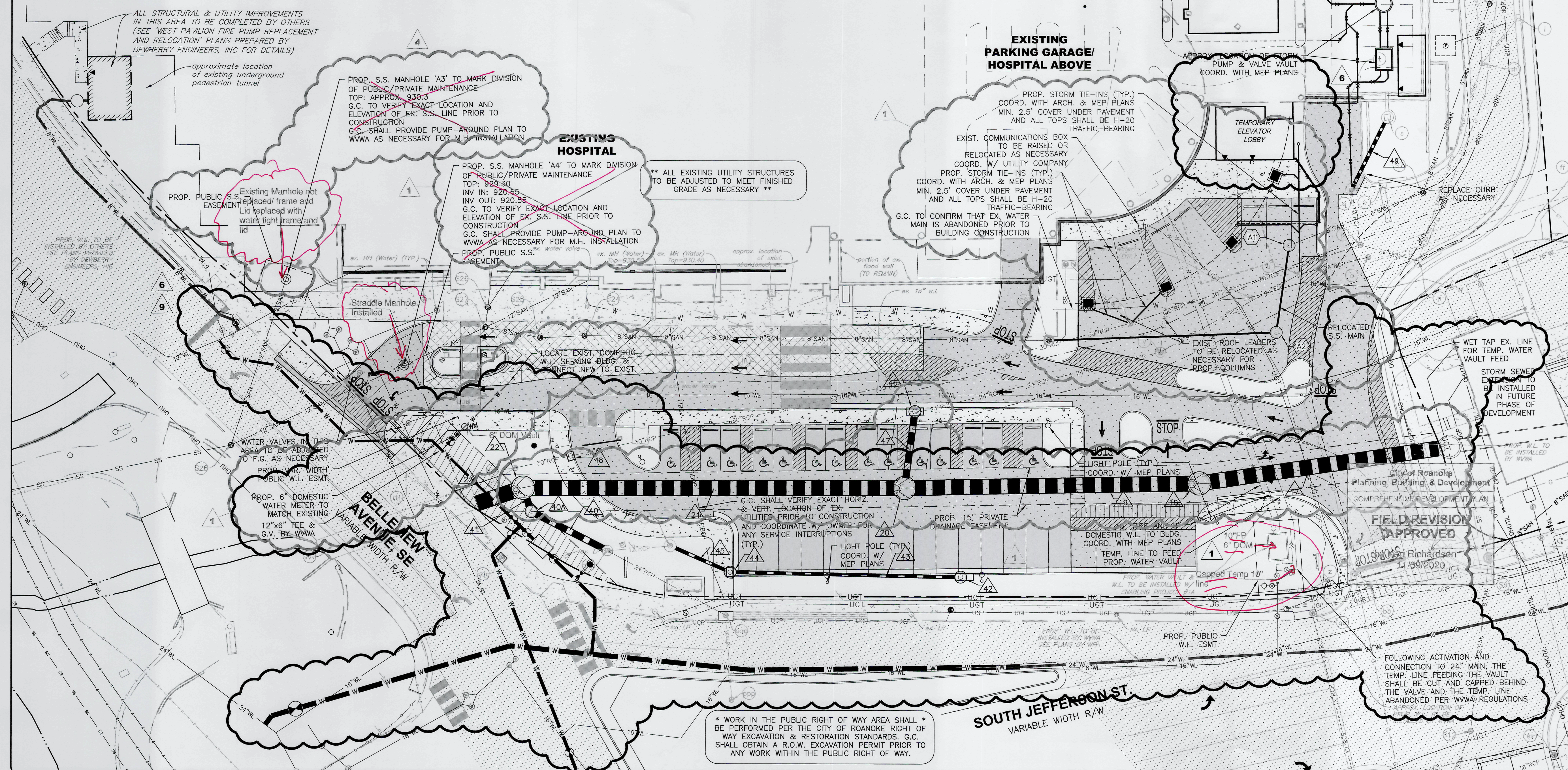
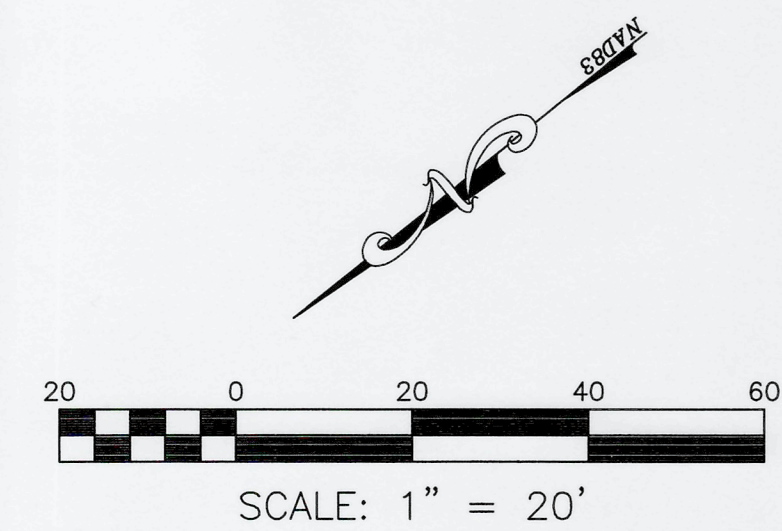
1. ALL CONSTRUCTION METHODS AND MATERIALS SHALL CONFORM TO THE LATEST WVWA DESIGN AND CONSTRUCTION STANDARDS.
2. THE CONTRACTOR OR DEVELOPER IS REQUIRED TO NOTIFY THE WESTERN VIRGINIA WATER AUTHORITY IN WRITING AT LEAST THREE (3) DAYS PRIOR TO ANY CONSTRUCTION. PLEASE CONTACT MARK SINK AT (540) 537-3460.
3. ALL WORK SHALL BE SUBJECT TO INSPECTION BY THE WESTERN VIRGINIA WATER AUTHORITY.
4. FIELD CORRECTIONS SHALL BE APPROVED BY THE WESTERN VIRGINIA WATER AUTHORITY PRIOR TO THE START OF CONSTRUCTION.
5. THE CONTRACTOR SHALL MAINTAIN A MINIMUM OF 18" CLEARANCE VERTICALLY AND 2' MINIMUM HORIZONTALLY FROM OUTSIDE OF PIPE TO OUTSIDE OF PIPE AT ALL WATER SANITARY SEWER CROSSINGS OF ANY OTHER UTILITIES. WHERE THIS CANNOT BE ACHIEVED ADDITIONAL MEASURES IN ACCORDANCE WITH WVWA STANDARDS SHALL BE ENFORCED.
6. IT IS THE CONTRACTOR'S RESPONSIBILITY TO HAVE ALL EXISTING UTILITIES LOCATED AND POTHOLED TO VERIFY LOCATIONS. THIS PLAN REVIEW DOES NOT REMOVE THE CONTRACTOR'S RESPONSIBILITY TO RELOCATE ANY EXISTING CONFLICTS FOUND DURING CONSTRUCTION.
7. REFER TO PLAN SET AND WVWA DETAILS FOR SPECIFIC CONSTRUCTION STANDARDS.
8. ALL PAVEMENT IN THE PUBLIC RIGHT OF WAY SHALL BE RESTORED BASED ON THE CITY OF ROANOKE RIGHT OF WAY EXCAVATION AND RESTORATION STANDARDS.

UTILITY NOTES:

1. ALL UTILITY SERVICE LATERALS OR LINES, INCLUDING ELECTRIC, SHALL BE INSTALLED UNDERGROUND PER SECTION 36.2-610, WATER & SEWER CONNECTIONS SHALL CONFORM TO WVWA UTILITY STANDARDS AND INTERNATIONAL BUILDING CODE.
2. G.C. SHALL DISCONNECT AND ABANDON WATER LINE, LOCATED AT EXISTING BRICK BUILDING BEING DEMOLISHED IN A FUTURE DEVELOPMENT PHASE, PER DEMOLITION PERMIT REQUIREMENTS.
3. G.C. TO ENSURE THAT REQ'D COVER IS MAINTAINED OVER ALL EXISTING UTILITIES TO REMAIN.


W.V.W.A. WATER NOTES:

1. ALL WATER CONNECTIONS TO EXISTING LINES SHALL BE COORDINATED WITH AND PERFORMED BY THE WESTERN VIRGINIA WATER AUTHORITY. G.C. SHALL PROVIDE ALL MATERIALS REQUIRED FOR THE PROPOSED WATERLINE INCLUDING THE TAPPING SLEEVE AND VALVE. WVWA TO PERFORM THE ACTUAL TAP ON THE EXISTING WATERLINE.
2. ALL WATER AND SANITARY SEWER FACILITIES ARE TO BE INSTALLED ACCORDING TO THE WESTERN VIRGINIA WATER AUTHORITY DESIGN AND CONSTRUCTION STANDARDS.
3. .G.C. SHALL PROVIDE 5 DAYS NOTICE TO THE WVWA FOR ANY ANTICIPATED WATER OUTAGE TO ALLOW THE WVWA TIME TO SCHEDULE AND NOTIFY AFFECTED CUSTOMERS. (540) 537-3460
4. CONTRACTOR TO FURNISH AND INSTALL TAPPING SLEEVE AND VALVE, TAP TO BE MADE BY WVWA. CONTRACTOR SHALL BE RESPONSIBLE FOR EXCAVATION AND SHORING PER OSHA REGULATIONS.
5. G.C. WILL BE REQUIRED TO SUBMIT CONSTRUCTION DRAWINGS OF PROPOSED WATER VAULTS TO WVWA FOR REVIEW AND APPROVAL PRIOR TO CONSTRUCTION.



BALZER & ASSOCIATES
PLANNERS / ARCHITECTS
ENGINEERS / SURVEYORS

Roanoke / Richmond
New River Valley / Staunton
Harrisonburg / Lynchburg
www.balzer.cc
1208 Corporate Circle
Roanoke, VA 24018
540.772.9580



Inspectors
Asbuilts
Inspector: Brian
Whitenack
Contractor: EC
PACE
10/31/22

CARILION ROANOKE MEMORIAL HOSPITAL
CRYSTAL SPRING TOWER ADDITIONS & RENOVATIONS - ENABLING PROJECT #B
UTILITY PLAN

DRAWN BY: EJP
DESIGNED BY: SMH
CHECKED BY: CPB
DATE: 4/13/2020
SCALE: 1"=20'
REVISIONS:
5/20/2020 1
6/30/2020 4
9/16/2020 6
10/26/2020 F.R.#1 9

C4T
PROJECT NO. 04190036.00