1. SETTER TO BE A.Y. MCDONALD 72A2-15 WDD033, FORD VBH72-15NA1-23 OR APPROVED EQUAL.
2. SADDLES MUST BE USED WITH ALL PLASTIC DUCTILE IRON PIPE. SERVICE SADDLES SHALL BE USED IN ACCORDANCE WITH WATER DISTRIBUTION PIPING SPECIFICATION. SERVICE SADDLES FOR PLASTIC PIPE SHALL BE POWERSEAL 3417, OR 341DAS, ROMAC 202S, OR 306, OR FORD METER FS202 OR FS303. FOR DUCTILE IRON PIPE USE THE ABOVE OR POWERSEAL 3413, ROMAC 202 OR FORD METER F202.
3. METER BOX SHALL BE CARSONITE-STATES PLASTICS, INC. PLASTIC BOX WITH FORD "A" DOMESTIC SERIES FRAME WITH A MICOR DOMESTIC 12.25 CX LID WITH SENSUS RECESS AND WVWA LOGO. ADS CORRUGATED HDPE BOX WITH FORD "A" DOMESTIC SERIES FRAME WITH A MICOR DOMESTIC 12.25 CX LID WITH SENSUS RECESS AND WVWA LOGO OR APPROVED EQUAL. METER BOX SHALL NOT BE PLACED IN AREAS SUBJECT TO VEHICULAR TRAFFIC. IF TRAFFIC BEARING BOX IS REQUIRED, DESIGN ENGINEER SHALL CONSULT WITH PARTICIPATING UTILITY TO DETERMINE SITE SPECIFIC REQUIREMENTS.
4. WHENEVER SIDEWALK EXISTS OR IS PROPOSED, MODIFY METER LOCATION AS DIRECTED.
5. CORPORATION STOP SHALL BE FORD FB1000-4-G-44, MUELLER B-25008 OR APPROVED EQUAL.
6. SERVICE SHALL BE "K" TYPE COPPER, OR COPPER TUBE SIZE POLYETHYLENE (PE) 4710, SDR9 (200 psi).

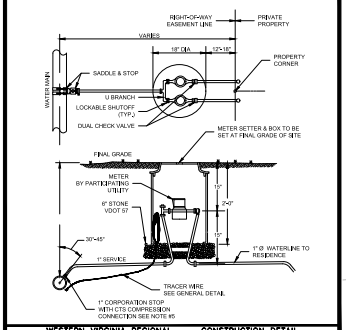

WESTERN VIRGINIA REGIONAL – CONSTRUCTION DETAIL

DOUBLE RESIDENTIAL WATER SERVICE (LINE PRESSURE UNDER 100 PSI) — W-4 — 09/07/17

1. TRAFFIC BEARING BOX AND LID REQUIRED IN TRAFFIC AREAS (CAPITOL FOUNDRY VB4PS).
2. SEWER LATERAL AND CLEANOUT PIPING SHALL BE ASTM D3034 SDR 26. SEWER LATERAL FITTINGS SHALL BE OF SAME SDR RATING AS THE SEWER MAIN. SCHEDULE 40 SOLVENT WELD PIPE AND FITTINGS MAY BE USED FOR THE SEWER LATERAL AND CLEANOUT ASSEMBLY WITH APPROVAL FROM THE PARTICIPATING UTILITY.
3. ALL PIPE SHALL BE OF SAME SIZE.
4. NO BENDS ARE ALLOWED IN THE LATERAL FROM THE MAIN TO THE CLEANOUT STACK WYE. (EXCEPT FOR DEEP SEWER, AS SHOWN BELOW).
5. ALL MAIN LINE TAPS ON ACTIVE MAINS SHALL BE PERFORMED BY PARTICIPATING UTILITY.
6. PIPING ON PRIVATE SIDE OF CLEANOUT TO BE INSTALLED PER GOVERNING JURISDICTION REQUIREMENTS.
7. MINIMUM LATERAL SIZE: 4" FOR RESIDENTIAL SERVICE, 6" FOR NON-RESIDENTIAL SERVICE.
8. SEWER CLEANOUTS SHALL BE SAME SIZE AS SEWER LATERAL.
9. MINIMUM COVER FOR ALL SEWER LATERALS SHALL BE THREE (3) FEET.
10. PROPERTY OWNER RESPONSIBLE FOR INSTALLING CLEANOUT ON PROPERTY LINE (IN ACCORDANCE WITH THIS DETAIL) WHEN MAINTENANCE OCCURS.
11. LOWEST SERVED FINISHED FLOOR ELEVATION SHALL BE A MINIMUM OF THREE FEET (3') ABOVE THE TOP OF THE MAIN AT THE POINT WHERE THE SERVICE LATERAL CONNECTS TO THE MAIN.
12. WHEN CONNECTING TO EXISTING LATERAL USE FERNCO FLEXIBLE COUPLING.

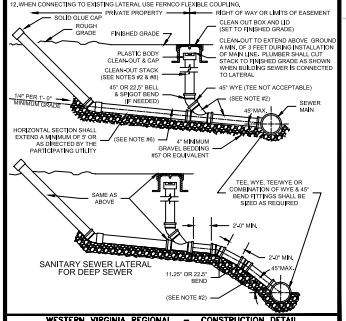

WESTERN VIRGINIA REGIONAL – CONSTRUCTION DETAIL

SANITARY SEWER LATERAL — S-8 — 01/01/14

WVWA DETAILS

No Scale

UTILITY NOTES:
1. THE ELECTRICITY AND NATURAL GAS ARE SUPPLIED BY A PRIVATE SYSTEM OWNED BY THE ROANOKE REGIONAL HOUSING DEVELOPMENT AUTHORITY
2. COORDINATE ALL UTILITY DISRUPTIONS WITH THE OWNER
3. ADJUST ALL MANHOLES, VALVE BOXES, VAULTS, CLEANOUTS, INLETS ...ETC. TO THE FINISHED GRADES.
4. ALL WORK IN THE RIGHT-OF-WAY SHALL ADHERE TO THE CITY OF ROANOKE RIGHT OF WAY EXCAVATION AND RESTORATION STANDARDS. THE ASPHALT REPAIRS SHALL BE MADE SEAMLESS THROUGH THE USE OF INFRARED TECHNOLOGY OR OTHER APPROVED TECHNOLOGY BY THE CITY OF ROANOKE.
5. ALL PAVEMENT PATCHES SHALL HAVE A MINIMUM WIDTH OF 1.0 FEET.
6. THE CONTRACTOR SHALL PROVIDE THE ARCHITECT WITH DIMENSIONED AS-BUILT DRAWINGS INDICATING LOCATIONS, ELEVATIONS, MATERIALS, ETC. OFF ALL UNDERGROUND UTILITIES. NO UTILITY TRENCHES SHALL BE BACKFILLED UNTIL THE AS-BUILT DRAWING ARE UPDATED.
7. COORDINATE ALL UTILITY CONFLICTS WITH THE ENGINEER, UTILITY OWNER AND THE HOUSING AUTHORITY.
8. ALL UTILITIES REQUIRE WARNING TAPE: ACID AND ALKALI RESISTANT POLYETHYLENE FILM WARNING TAPE MANUFACTURED FOR MARKING AND IDENTIFYING UNDERGROUND UTILITIES, MINIMUM SIX INCHES WIDE AND FOUR MILLS THICK, CONTINUOUSLY INSCRIBED WITH A DESCRIPTION OF THE UTILITY. ALL NON METALLIC UTILITIES SHALL ALSO WITH A METALIC CORE ENCASED IN A PROTECTIVE JACKET FOR CORROSION PROTECTION. DETECTABLE BY A METAL DETECTOR WHEN TAPE IS BURIED THIRTY INCHES DEEP AND COLOR CODED TO THE TO AMERICAN PUBLIC WORKS ASSOCIATION STANDARDS. REFER TO THE WESTERN VIRGINIA WATER AUTHORITY FOR WARNING TAPE AND DETECTABLE MARKING REQUIRED FOR ALL WATER AND SEWER LINES.
9. EXCAVATE TO PROPER ALIGNMENT, DEPTH, AND GRADE. EXCAVATE TO SUFFICIENT WIDTH TO ALLOW ADEQUATE SPACE FOR PROPER INSTALLATION, INSPECTION, AND COMPACTION OF UTILITIES AND PIPING PIPING.
10. PROVIDE MINIMUM OF ONE (1) COMPACTION, PORTABLE COMPACTION EQUIPMENT AND THIN LIFTS OF 3 TO 4 INCHES WILL BE REQUIRED TO ACHIEVE THE SPECIFIED DEGREE OF COMPACTION.
11. WATER AND SEWER SERVICE OR CONFLICTS SHALL BE COORDINATED WITH THE ENGINEER AND THE WESTERN VIRGINIA WATER AUTHORITY.
12. THE NATURAL GAS SERVICE OR CONFLICTS, SHALL BE COORDINATED WITH THE ENGINEER AND/ OR THE CITY OF ROANOKE REDEVELOPMENT HOUSING AUTHORITY.
13. ELECTRICAL SERVICE OR CONFLICTS SHALL BE COORDINATED WITH APPALACHIAN POWER (AEP) AND/ OR THE CITY OF ROANOKE REDEVELOPMENT HOUSING AUTHORITY, DEPENDING ON THE UTILITY OWNER.

NATURAL GAS NOTES:
14. ALL MATERIALS AND THE CONSTRUCTION METHODS SHALL MEET THE REQUIREMENTS OF THE ROANOKE GAS COMPANY SPECIFICATIONS.
15. THE LOCATION OF THE EXISTING GAS LINE SHOWN IS APPROXIMATE AND THE SIZE AND MATERIAL IS UNKNOWN.
16. THE CONTRACTOR SHALL LOCATE THE EXITING LINE AND INSTALL A NEW TEE WITH MATERIALS COMPATIBLE WITH THE EXISTING LINE.
17. THE CONTRACTOR SHALL INSTALL TWO NEW ISOLATION VALVES AND VALVE BOXES ON EACH OF THE THE DOWNWARD SIDE OF THE TEE AND WITHIN THREE TO 5 FEET OF THE TEE.
18. THE PROPOSED 1-INCH GAS LINE SHALL HAVE A MINIMUM OF 2' OF COVER
19. REFER TO THE MEP FOR ALL UTILITY ENTRANCE LOCATIONS AND REQUIREMENTS.

MATERIAL NOTES
20. ALL WATER AND SEWER PIPING AND INSTALLATION SHALL CONFORM TO THE REQUIREMENTS WESTERN VIRGINIA REGIONAL DESIGN AND CONSTRUCTION STANDARDS.

WATER NOTES:
21. THE WATER LINES OUTSIDE OF THE RIGHT-OF-WAY ARE PRIVATE
22. ALL MATERIALS AND CONSTRUCTION METHODS SHALL TO THE LATEST WESTERN VIRGINIA REGIONAL DESIGN AND CONSTRUCTION STANDARDS.
23. THE PROPOSED 1-INCH WATER LINE SHALL HAVE A MINIMUM OF 2 FEET OF COVER
24. REFER TO THE MEP FOR ALL UTILITY ENTRANCE LOCATIONS AND REQUIREMENTS
25. A MINIMUM COVER OF THREE (3) FEET IS REQUIRED OVER PROPOSED WATER LINES.
26. ALL WATER LINES SHALL BE INSTALLED AS SHOWN ON THE PLANS. ALL PIPES, VALVES, AND FITTINGS SHALL BE IN ACCORDANCE WITH THE LATEST EDITION OF THE AWWA STANDARDS, ALL LOCAL CODES AND THEIR STANDARDS AND THE WESTERN VIRGINIA WATER AUTHORITY STANDARDS AND SPECIFICATIONS.
27. WATER LINES SHALL BE PRESSURE TESTED, DISINFECTED, AND TESTED IN ACCORDANCE WITH AWWA STANDARDS (LATEST EDITION), WITH LOCAL LOCAL CODES AND THEIR STANDARDS AND THE WESTERN VIRGINIA WATER AUTHORITY.
28. THE CONTRACTOR SHALL PROVIDE ALL MATERIALS, EQUIPMENT, AND TEMPORARY TAPS AND SHALL PERFORM ALL WORK REQUIRED FOR STERILIZATION, TESTING, AND FLUSHING.
29. ALL TRENCHES SHALL BE THOROUGHLY COMPACTED TO PREVENT SETTLEMENT AND DAMAGE TO FUTURE PAVEMENT AND STRUCTURES AS SPECIFIED BY THE WESTERN VIRGINIA WATER AUTHORITY.
30. CONTRACTOR IS RESPONSIBLE FOR LOCATING AND UNCOVERING ALL VALVE VAULTS, METERS, ETC.... AFTER PAVING AND ADJUSTING TO FINAL GRADE.

ELECTRICAL NOTES:
31. REFER TO THE MEP PLANS FOR FOR CONDUIT AND FEED LOCATIONS AND REQUIREMENTS
32. THE ELECTRICAL CONDUITS SHALL BE A MINIMUM OF 2.0' BELOW FINISHED GRADE.

TELEPHONE SERVICE NOTES:
33. COORDINATE TELEPHONE/CABLE SERVICE CONNECTIONS WITH COX COMMUNICATIONS AND OR VERIZON. THE CONTRACTOR IS RESPONSIBLE FOR THE INSTALLATION OF THE UNDERGROUND FEED FROM THE CONNECTION POINT TO THE SERVICE ENTRANCE .

SANITARY SEWER NOTES:
34. THE SANITARY SEWER LINES OUTSIDE OF THE RIGHT-OF-WAY ARE PRIVATE
35. ALL WATER AND SEWER CONSTRUCTION METHODS AND MATERIALS SHALL CONFORM TO THE LATEST WESTERN VIRGINIA WATER AUTHORITY (WVWA) DESIGN AND CONSTRUCTION STANDARDS.
36. ALL WORK IN THE RIGHT-OF-WAY SHALL BE COORDINATED AND INSPECTED BY THE WVWA, CONTACT MARK SINK, 540-537-3460, 72 HOURS PRIOR TO CONSTRUCTION.
37. FIELD CORRECTIONS SHALL BE APPROVED BY THE ENGINEER AND THE WVWA PRIOR TO SUCH CONSTRUCTION.
38. ALL PROPOSED SANITARY LINES SHALL BE 6" PVC SCHEDULE 40 OR SDR-21
39. A MINIMUM OF THREE (3) FEET OF COVER IS REQUIRED OVER ALL SEWER LINES.
40. ALL TRENCHES SHALL BE THOROUGHLY COMPACTED TO PREVENT SETTLEMENT AND DAMAGE TO FUTURE PAVEMENT, STRUCTURES, AND UTILITIES.
41. CONTRACTOR IS RESPONSIBLE FOR LOCATING AND UNCOVERING ALL CLEANOUTS, MANHOLES, ETC... AFTER PAVING AND ADJUSTING TO FINAL GRADE.
42. THE CONTRACTOR SHALL MAKE THE CONNECTIONS TO THE EXISTING WVWA SANITARY SEWER SYSTEM PER THE WESTERN VIRGINIA REGIONAL DESIGN AND CONSTRUCTION STANDARDS AND REQUIREMENTS.

GENERAL NOTES:
43. ALL PROPOSED UTILITIES SHALL BE UNDERGROUND

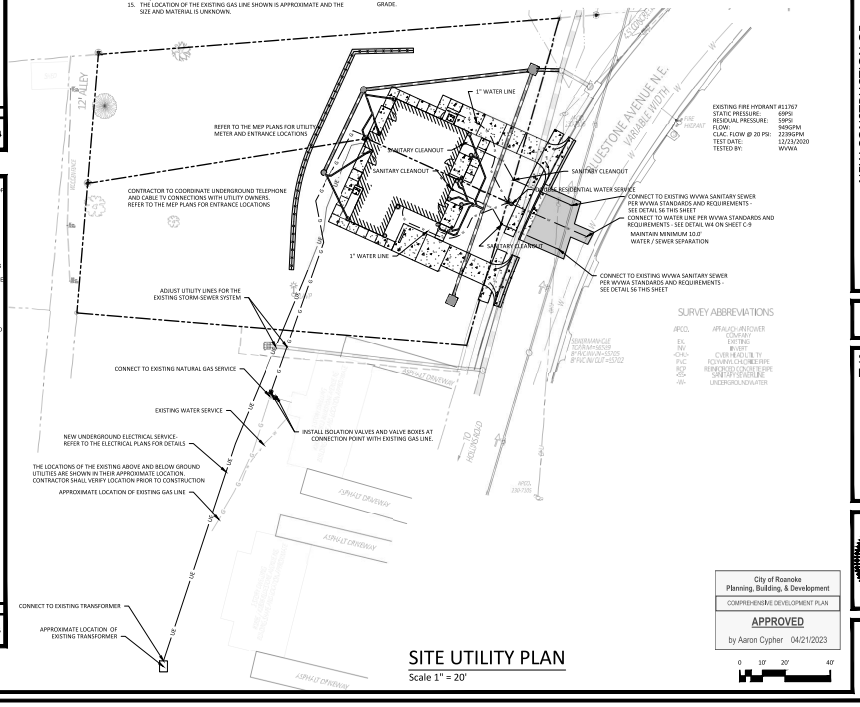

SITE UTILITY PLAN

Scale 1" = 20'

City of Roanoke
Planning, Building, & Development
COMPREHENSIVE DEVELOPMENT PLAN
APPROVED
by Aaron Cypher 04/21/2023

0 10' 20' 40'

DATE: Feb 03, 2020

REVISIONS

HUGHES ASSOCIATES
ARCHITECTS & ENGINEERS
658 ELM AVENUE SW | ROANOKE, VIRGINIA 24016
540.343.4802 www.hughesarch.com

NEW CONSTRUCTION OF
ONE PUBLIC HOUSING DUPLEX
BLUESTONE PARK
BLUESTONE AVE NW ROANOKE, VA 24012

DRAWN BY: mjs
CHECKED BY: dlp

SITE UTILITY PLAN

PROJECT No. 201001

09/21/2020
MARK JOHN AYLES
Lic. No. 034190
COMMONWEALTH OF VIRGINIA
PROFESSIONAL ENGINEER

COMMISSION No. 19023.007
SHEET C-7

© COPYRIGHT 2019 HUGHES ASSOCIATES ARCHITECTS & ENGINEERS A CORPORATION, CORPORATION