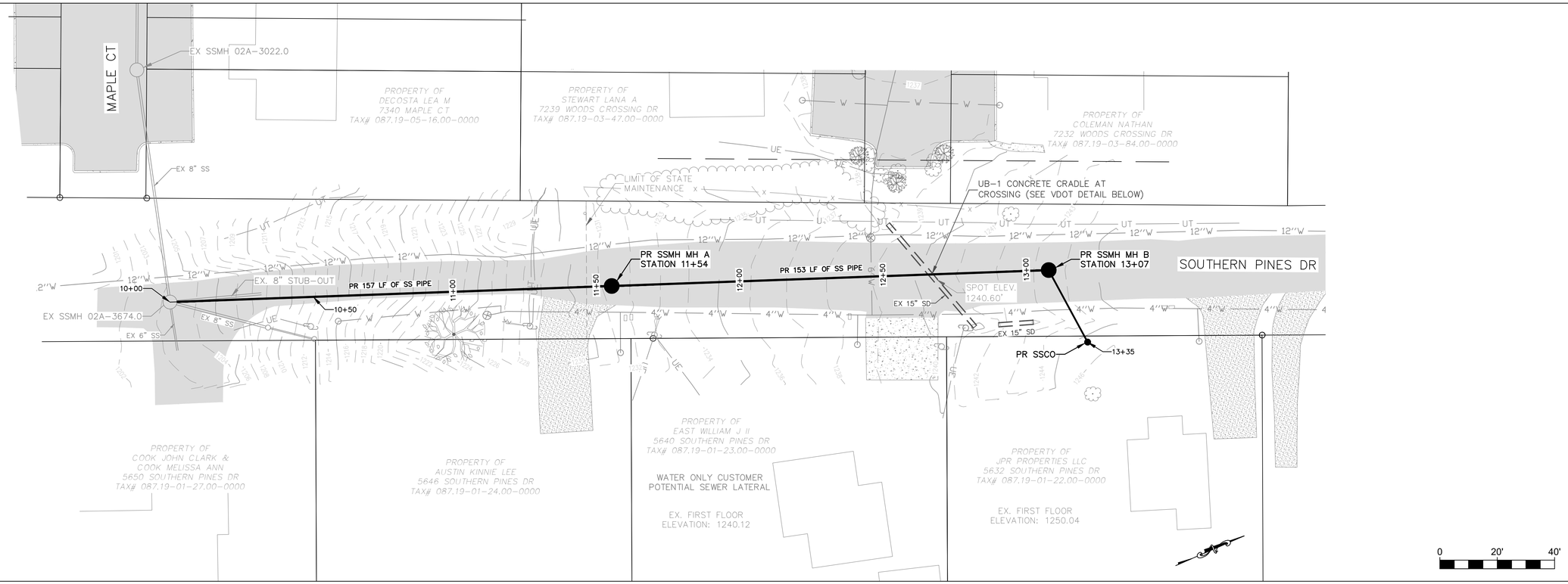

GENERAL NOTES:

1. PROPERTY LINES SHOWN ON THIS PAGE WERE SET BASED ON RECORDS AND FIELD SURVEY DATA.
2. ANY FIELD CHANGES THAT AFFECT A DESIGN STANDARD SHALL BE APPROVED BY THIS PLAN SETS ENGINEER OF RECORD.

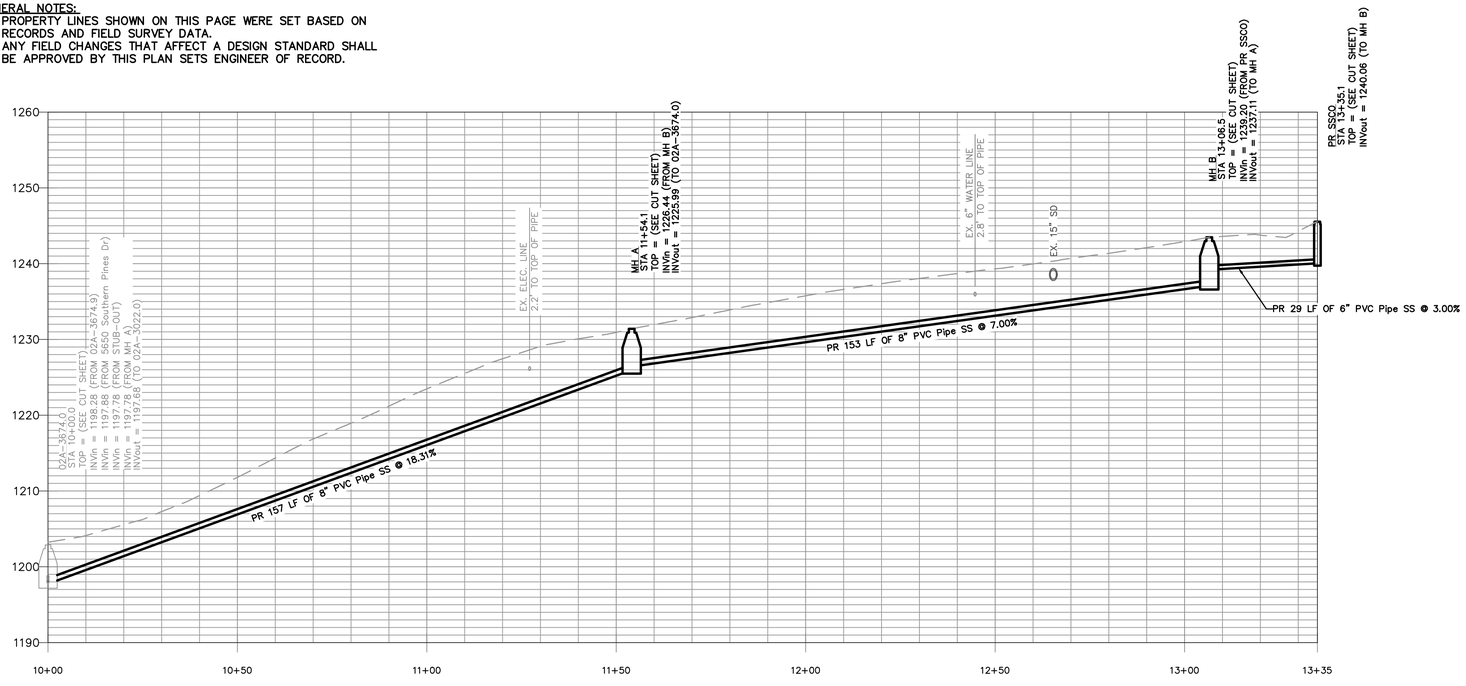

SEWERLINE "A"

SCALE
VERTICAL: 1" = 10'
HORIZONTAL: 1" = 20'

2016 ROAD & BRIDGE STANDARDS

UB-1

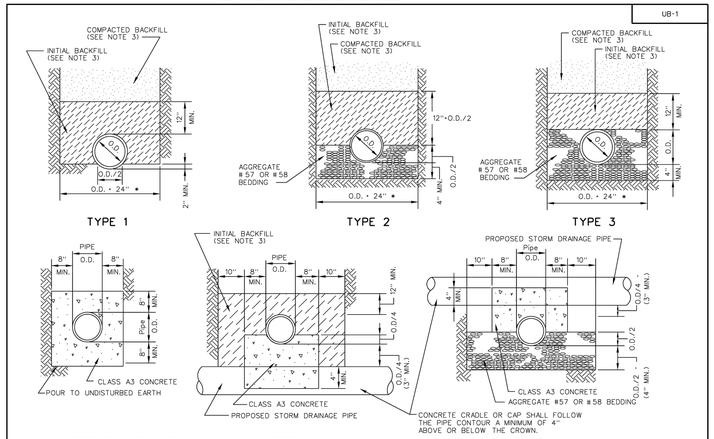

NOTES:

1. WHERE THE TRENCH BOTTOM IS IN ROCK, IT SHALL BE EXCAVATED TO A MINIMUM OF 8" BELOW THE BOTTOM OF THE PIPE BACKFILLED WITH BEDDING MATERIAL.
2. WHERE PIPE FOUNDATIONS ARE YIELDING, PIPE SHALL BE BEDDED ON A MINIMUM OF 8" BEDDING MATERIAL.
3. INITIAL AND COMPACTED BACKFILL SHALL MEET THE REQUIREMENTS OF SECTION 520 OF THE VDOT SPECIFICATIONS. CRUSHED GLASS CONFORMING TO THE SIZE REQUIREMENTS FOR CRUSHER RUN AGGREGATE SIZE 23 OR 26 AND MEETING THE REQUIREMENTS OF SECTION 520 OF THE VDOT SPECIFICATION MAY BE USED AS BACKFILL MATERIAL.

* FOR PIPE LESS THAN 12" THE TRENCH WIDTH MAY BE 36" MAXIMUM.

SPECIFICATION REFERENCE	UTILITY BEDDING AND PROTECTION (WATER AND SANITARY SEWER FACILITES) VIRGINIA DEPARTMENT OF TRANSPORTATION	VDOT ROAD AND BRIDGE STANDARDS
520		REVISION DATE / SHEET 1 OF 1 / 1401.01

2016 ROAD & BRIDGE STANDARDS

WESTERN VIRGINIA WATER AUTHORITY
ENGINEERING SERVICES
601 S JEFFERSON ST, SUITE 300
ROANOKE, VA 24011
540-853-5700

COMMONWEALTH OF VIRGINIA
TRENT E COX
Lic No. 0402050623
7/19/24
PROFESSIONAL ENGINEER

5632 SOUTHERN PINES DR
FAILED SEPTIC

PLAN & PROFILE

Rev	Description	Date	By

Designed: WVWA
Drawn: AJC
Checked: NSS
Approved:
Date: 2024
Project: FAILED SEPTIC

1
Sheet 1 of 1