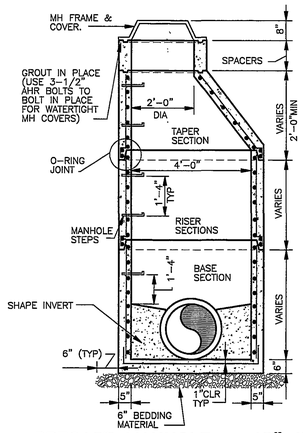

PRECAST MANHOLE – 48" ID

NO SCALE

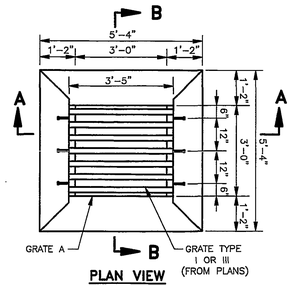

PLAN VIEW

SECTION A–A

(GRATE A SHOWN)

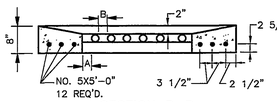

SECTION B–B

BAR SPACING CHART		
GRATE	MAXIMUM DIMENSION	
TYPE	A	B
I	1–1/2"	3"
III	1"	1"

DI–7 TOP UNIT

NO SCALE

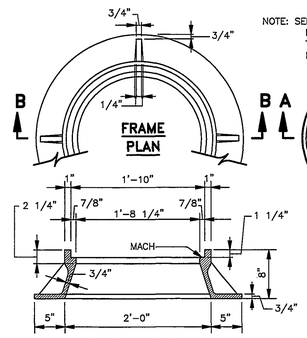

SECTION B–B

NOTE: SEE SPECIFICATIONS FOR IDENTIFICATION MARKINGS TO BE CAST IN TOP OF COVER. MARKINGS TO BE RAISED 3/8".

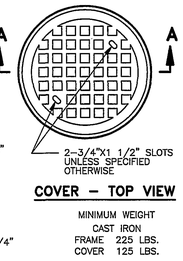

COVER – TOP VIEW

MINIMUM WEIGHT
CAST IRON
FRAME 225 LBS.
COVER 125 LBS.

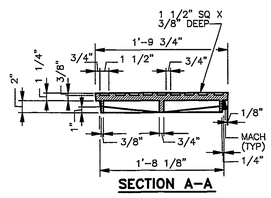

SECTION A–A

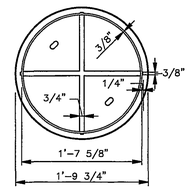

COVER – BOTTOM VIEW

STANDARD MANHOLE FRAME & COVER

NO SCALE

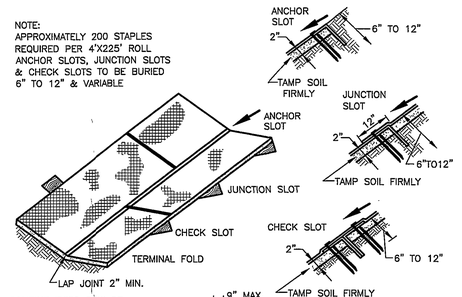

NOTE:
APPROXIMATELY 200 STAPLES REQUIRED PER 4'X225' ROLL ANCHOR SLOTS, JUNCTION SLOTS & CHECK SLOTS TO BE BURIED 6" TO 12" & VARIABLE

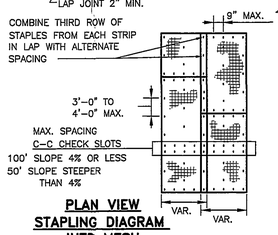

PLAN VIEW
STAPLING DIAGRAM
JUTE MESH

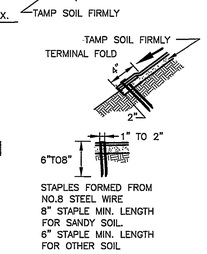

STAPLES FORMED FROM NO.8 STEEL WIRE
8" STAPLE MIN. LENGTH FOR SANDY SOIL.
6" STAPLE MIN. LENGTH FOR OTHER SOIL

SOIL STABILIZATION MAT–INSTALLATION

NO SCALE

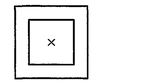

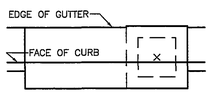

6' DI–2B

NOTES:

DROP INLETS SHALL BE CONSTRUCTED USING PRECAST UNIT ASSEMBLIES FOR BASE, RISER, AND TOP AS PER VDOT 103.01 OF VDOT "ROAD AND BRIDGE STANDARDS".

THE FOLLOWING DIAGRAMS INDICATE THE LOCATION OF COORDINATE POINTS FOR SANITARY SEWER AND STORM DRAIN STRUCTURES.

DROP INLET COORDINATE POINT LOCATIONS

NO SCALE

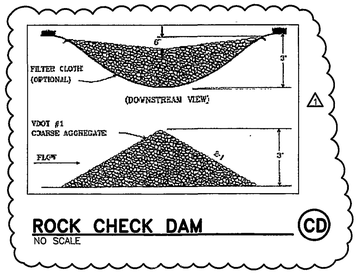

ROCK CHECK DAM (CD)

NO SCALE

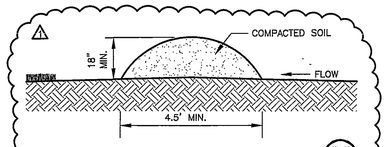

TEMPORARY DIVERSION DIKE (DD)

NO SCALE

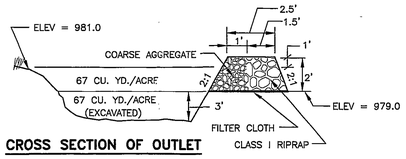

CROSS SECTION OF OUTLET

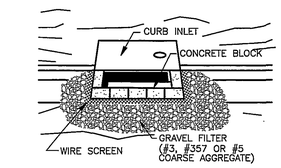

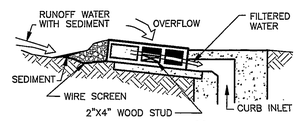

(CURB INLET) INLET PROTECTION (IP)

NO SCALE

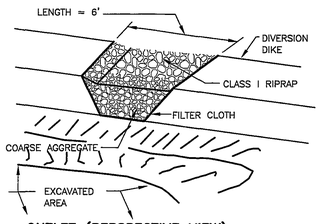

OUTLET (PERSPECTIVE VIEW)

TEMPORARY SEDIMENT TRAP (ST)

NO SCALE

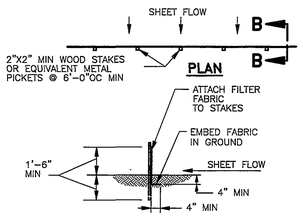

SECTION B–B

TEMPORARY SILT FENCE (SF)

NO SCALE

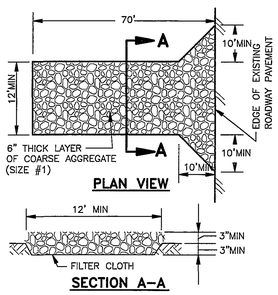

SECTION A–A

TEMPORARY CONSTRUCTION ENTRANCE (CE)

NO SCALE

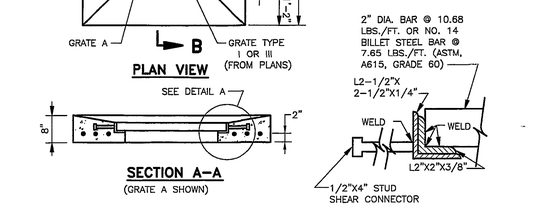

DETAIL A

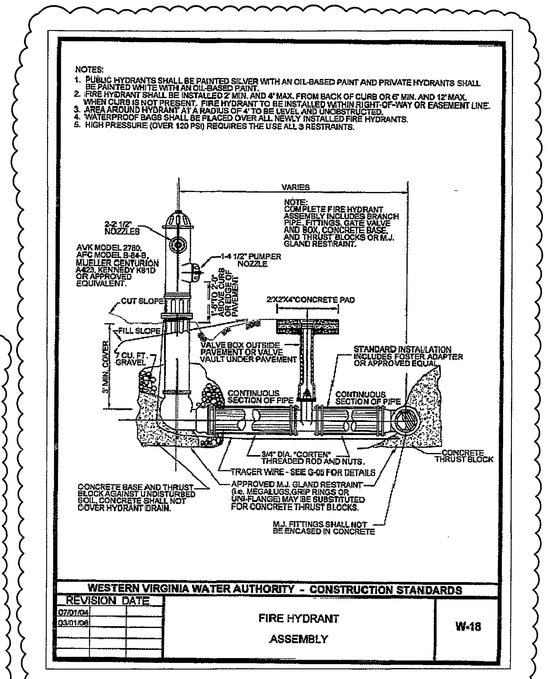

FIRE HYDRANT ASSEMBLY

NO SCALE

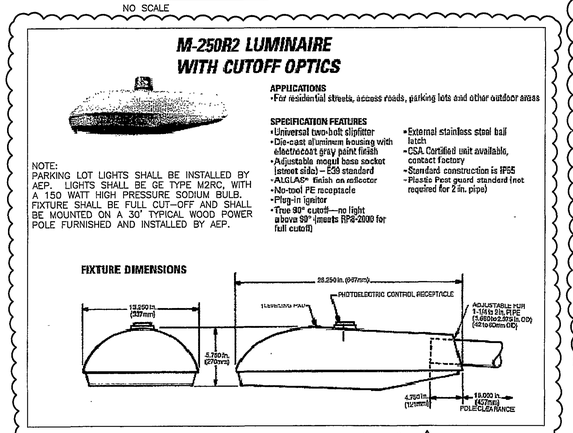

PARKING LOT LIGHTING (NIC)

NO SCALE

HSMM
ARCHITECTS ENGINEERS PLANNERS

HAYES, SEAY, MATTERN & MATTERN, INC.
1315 FRANKLIN ROAD
ROANOKE, VA 24016
(540) 857–3100 WWW.HSMM.COM

SEALS

COMMONWEALTH OF VIRGINIA
MARTY L. CROW
Lic. No. 36331
9/13/07
PROFESSIONAL ENGINEER

CONSULTANT

CONSULTANT

PARKING EXPANSION AND ROAD ADDITION

AKZO NOBEL COATINGS INC.
ROANOKE CITY, VIRGINIA

REV	DATE	DESCRIPTION	APP
1	9/13/07	ADD 1 – CITY COMMENTS	TSP

COMM NO: 60973
ISSUE DATE: AUGUST 15, 2007
DESIGNED BY: NTG DRAWN BY: NTG
CHECKED BY: DMH SUBMITTED BY: TSP

© HAYES, SEAY, MATTERN & MATTERN, INC., 2007. ALL RIGHTS RESERVED.

CIVIL

SITE AND UTILITY DETAILS

CS502