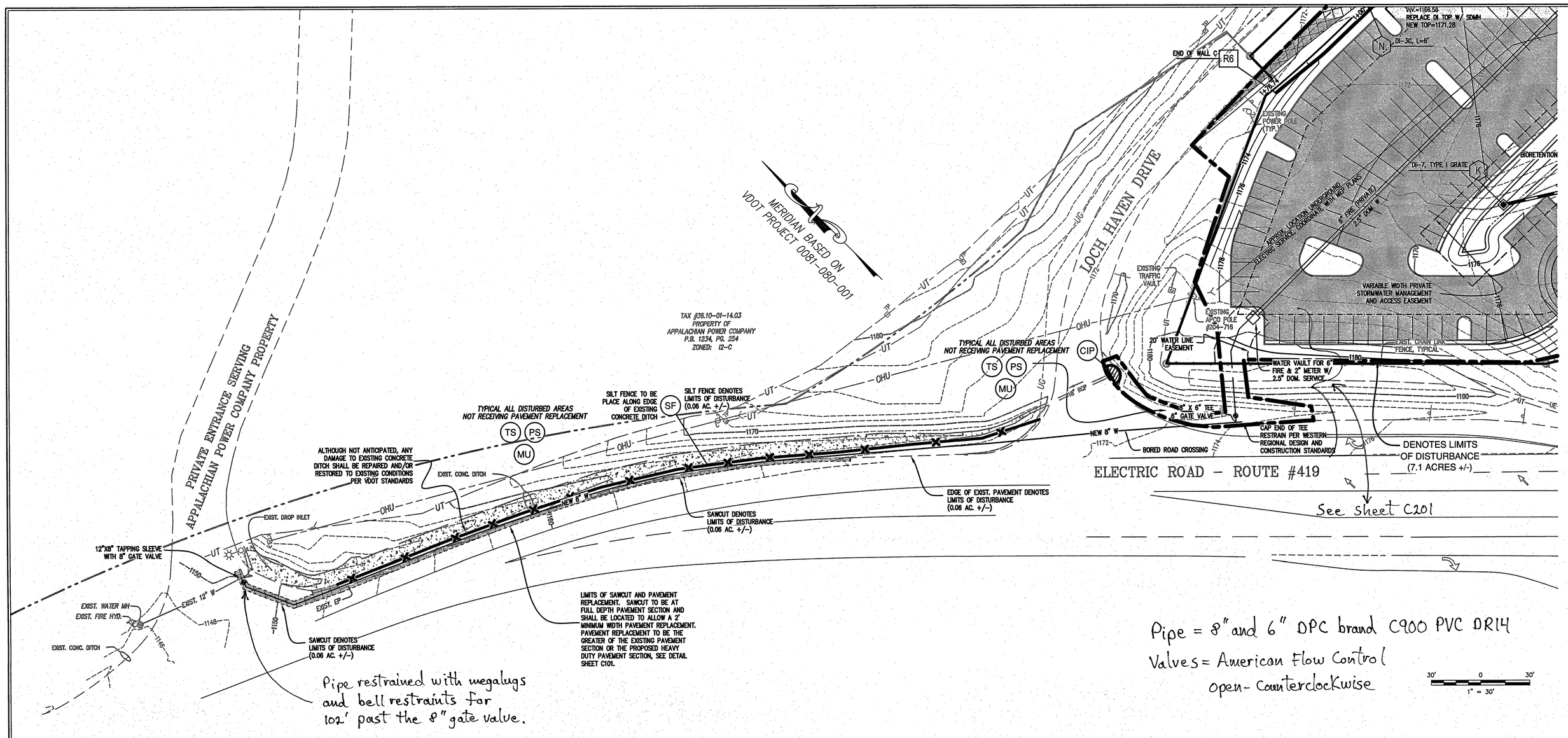

UTILITY NOTES:

1. ALL WATER AND SANITARY SEWER CONSTRUCTION SHALL BE IN ACCORDANCE WITH THE WESTERN REGIONAL DESIGN AND CONSTRUCTION STANDARDS.
2. ALL STORM DRAIN CONSTRUCTION SHALL BE IN ACCORDANCE WITH VDOT'S ROAD AND BRIDGE STANDARDS AND SPECIFICATIONS.
3. ALL WATER AND SANITARY SEWER LINES SHALL HAVE A MINIMUM OF 3.0 FEET OF COVER.
4. MAINTAIN A MINIMUM OF 18" CLEARANCE FROM OUTSIDE OF PIPE TO OUTSIDE OF PIPE AT ALL WATER, SANITARY SEWER, AND STORM DRAIN CROSSINGS. WHERE THIS CLEARANCE CAN NOT BE ACHIEVED, CONCRETE PIERS SHALL BE UTILIZED IN ACCORDANCE WITH THE WESTERN VIRGINIA WATER AUTHORITY'S WATER AND SANITARY SEWER STANDARDS.
5. SANITARY SEWER MAIN PIPE MATERIAL SHALL BE PVC, SDR-35, EXCEPT AS NOTED, OR APPROVED EQUAL.
6. CONNECTION TO EXISTING SANITARY SEWER MANHOLE WILL BE BY MEANS OF A CORE DRILL WITH NEW RUBBER BOOT INSTALLED. A WESTERN VIRGINIA WATER AUTHORITY INSPECTOR MUST BE ONSITE DURING CONNECTION TO MANHOLE. 48 HOUR NOTICE REQUIRED.
7. NEW OFF-SITE WATERLINE MAIN PIPE MATERIAL SHALL BE DUCTILE IRON PIPE, CLASS 350, OR APPROVED EQUAL. WORKING PRESSURE OF THE OFFSITE WATERLINE IS OVER 100 PSI.
8. NEW ON-SITE WATERLINE MAIN PIPE MATERIAL SHALL BE C900 PVC DR14 FOR 4" AND 6" WATERLINES, UNLESS OTHERWISE INDICATED, OR APPROVED EQUAL. PIPE MATERIAL FOR DOMESTIC SERVICE LINE TO BE TYPE "K" COPPER OR POLYETHYLENE IN ACCORDANCE WITH WESTERN REGIONAL DESIGN AND CONSTRUCTION STANDARDS.
9. ALL STORM DRAIN CONSTRUCTION SHALL BE IN ACCORDANCE WITH VDOT STANDARDS.
   - 9.1. ALL CMP PIPE SHALL BE ALUMINIZED STEEL, TYPE 2. 96" PIPE SHALL BE 14 GAUGE, 15" AND 24" SHALL BE 16 GAUGE.
   - 9.2. ALL HDPE PIPE SHALL BE ADS N-12, OR APPROVED EQUAL.
10. ALL NEW DROP INLETS AND STORM DRAIN MANHOLES SHALL HAVE VDOT STD. IS-1, INLET SHAPING.
11. ALL DRAINAGE STRUCTURES DEEPER THAN 4.0 FEET SHALL HAVE STEPS (VDOT STD. ST-1) INSTALLED.
12. SAFETY SLABS (VDOT STD. SL-1) ARE REQUIRED IN ALL NEW DRAINAGE STRUCTURES WITH A DEPTH OF 12.0 FEET OR GREATER. THE SPACING OF THE SLABS SHOULD BE 8 TO 12 FEET WITH NO SAFETY SLAB LOCATED WITHIN 6 FEET FROM THE TOP OR BOTTOM OF THE STRUCTURE.

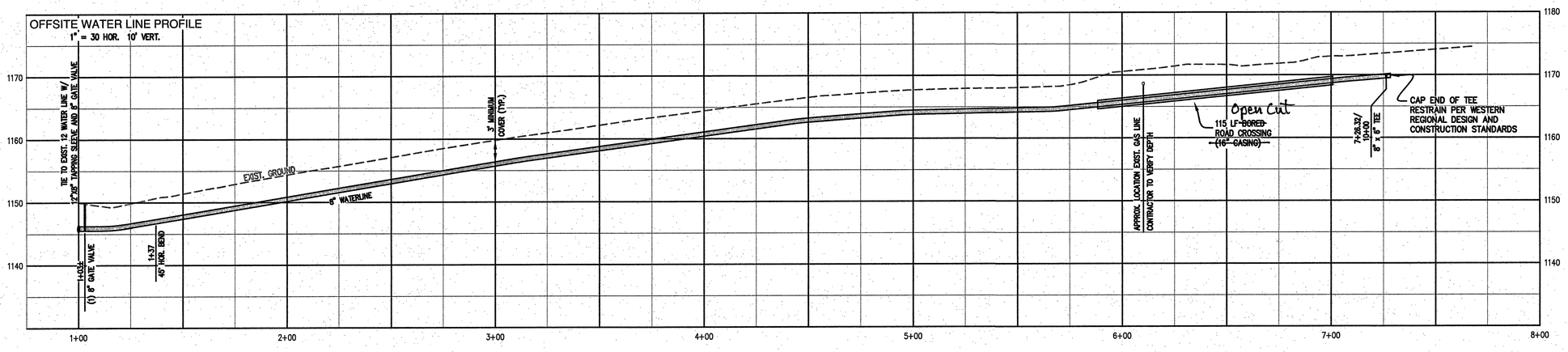

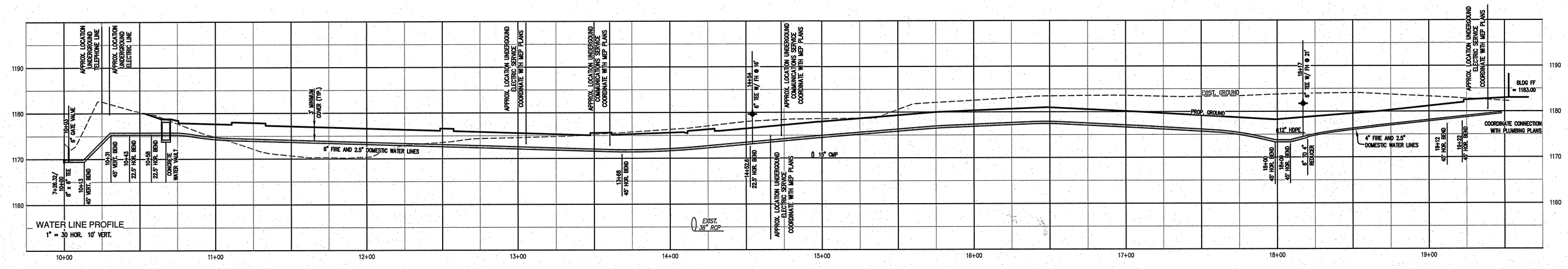

As-Built 8.14.15 Substantial Completion K. Winslow

Allstate.

pure development
810 E. 96th Street
Indianapolis, IN 46240
Phone: 317.574.0900

CSO Architects
ARCHITECTURE • INTERIOR DESIGN
8831 Keystone Crossing - Indianapolis, IN 46240
Main 317.848.7800 - Fax 317.574.0957 - csoinc.net

CIRCLE DESIGN GROUP, INC.
8320 E. EAST STREET, SUITE F
INDIANAPOLIS, INDIANA 46227
(317) 791-0200

C. RODNEY McCOMAS, P.E.
1717 East 116th Street, Suite 200
Carmel, Indiana 46032
317-580-0402
www.mccomaseng.com

LUMSDEN ASSOCIATES P.C.
ENGINEERS-SURVEYORS-PLANNERS
ROANOKE, VIRGINIA
1020 BOULEVARD AVENUE
P.O. BOX 20003
ROANOKE, VIRGINIA 24018
PHONE: (540) 772-4922
FAX: (540) 772-4928
E-MAIL: MAIL@LUMSDENPC.COM

PROJECT:
ALLSTATE
CATAWBA MAGISTERIAL DISTRICT
COUNTY OF ROANOKE, VIRGINIA

SCOPE DRAWINGS:
These drawings indicate the general scope of the project to be constructed. They do not indicate all details of the work of the building, the major architectural elements and the type of construction to be used in the building.
The drawings do not necessarily indicate or describe all work required for full performance and completion of the requirements of the Contract.
It is the duty of the general scope indicated or described, that the Contractor furnish all items required for the proper execution and completion of the work.

REVISIONS:
BRIDGING DOCUMENTS - JULY 31, 2014
2nd SUBMITTAL - OCTOBER 14, 2014

ISSUE DATE	DRAWN BY	CHECKED BY

DRAWING TITLE:
WATER LINE PLAN AND PROFILES

CERTIFIED BY:
COMMONWEALTH OF VIRGINIA
THOMAS C. DALE
Lic. No. 033002
10/14/2014
PROFESSIONAL ENGINEER

DRAWING NUMBER
C401

PROJECT NUMBER
14020
LAPC #2014-120