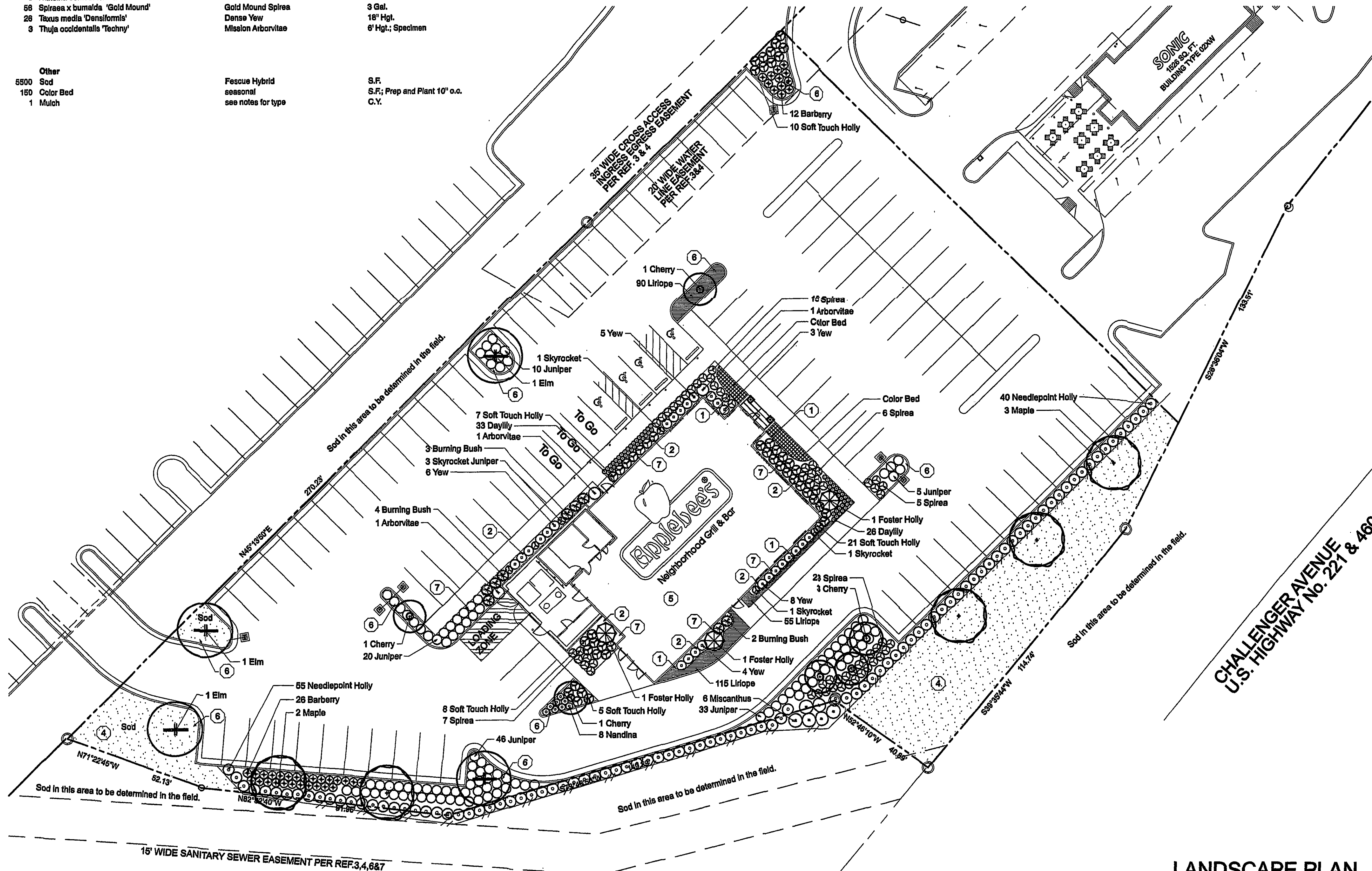


Applebee's Roanoke, VA


Qty	Botanical Name	Common Name	Size and Specification
Trees			
2	<i>Acer rubrum</i> 'October Glory'	October Glory Maple	2' Cal.; B & B
3	<i>Ilex attenuata</i> 'Fosterii'	Foster Holly	6' min. hgt.
6	<i>Prunus</i> 'Autumnalis'	Autumnalis Cherry	1.5" Cal.; B & B
4	<i>Ulmus</i> 'Allee'	Allee Elm	2" Cal.; B & B
Shrubs and Groundcovers			
38	<i>Beierbia thunbergii</i> 'Crimson Pygmy'	Crimson Pygmy Barberry	3 Gal
5	<i>Euconymus alatus compacta</i>	Dwarf Burning Bush	16" -24" Hgt.; B & B
59	<i>Hemerocallis</i>	Daylily	1 Gal.
51	<i>Ilex crenata</i> 'Soft Touch'	Soft Touch Holly	3 Gal.
98	<i>Ilex cornuta</i> 'Needlepoint'	Needlepoint Holly	3 Gal.
6	<i>Juniperus scopulorum</i>	Skyrocket Juniper	6' hgt.; straight leader
114	<i>Juniperus davidi</i>	Parson's Juniper	3 Gal.
280	<i>Liriodendron muscari</i> 'Big Blue'	Big Blue Liriodendron	4" pot; plant 16" O.C.
3	<i>Miscanthus sinensis</i> 'Gracillimus'	Maiden Grass	7 Gal.
8	<i>Nandina domestica</i> 'Harbour Dwarf'	Harbour Dwarf Nandina	3 Gal.
58	<i>Spiraea x bumalda</i> 'Gold Mound'	Gold Mound Spirea	3 Gal.
2	<i>Taxus media</i> 'Densiformis'	Dense Yew	16" Hgt.
3	<i>Thuja occidentalis</i> 'Techny'	Mission Arborvitae	6" Hgt.; Specimen
Other			
5500	Sod	Fescue Hybrid	S.F.
150	Color Bed	seasonal	S.F.; Prep and Plant 10" o.o.
1	Mulch	see notes for type	C.Y.

- ① **Bed edge shall be metal edging, black in color, installed along the perimeter of all planting beds. Do not install edging between planting bed and sidewalk or curb. See Detail Sheet L3.1-03.**
- ② **Planting areas with color beds or groundcover to be mulched with clean shredded cedar mulch at 3" minimum depth. River rock to be used in all other planting beds. Rock type to be tan to yellow-brown washed river rock 1"-3" in size.**
- ③ **All grass areas to be sodded with turf from a local source and cut the day of installation. Contractor is responsible for watering until final acceptance. Sodded areas shall be raked smooth to finished grade prior to installation.**
- ④ **Perimeter grass areas to be sodded.**
- ⑤ **General contractor to install 4" PVC irrigation sleeves, 2' deep beneath pavement connecting landscape areas. Contractor must verify requirements of local codes, utility companies and governing officials.**
- ⑥ **Earth berms and all planting islands to be built up with 15-18" of screened topsoil.**
- ⑦ **Weed Barrier Fabric to be installed in all planting beds.**

- 1.) Contractor responsible for locating and protecting all underground utilities prior to digging.
- 2.) Contractor responsible for protecting existing trees to be saved, from damage during construction. See Tree Protection Fencing Detail L3.1 - 04.
- 3.) The Landscape Contractor shall guarantee all plants installed for one full year from date of acceptance by the owner. All plants shall be alive and at a vigorous rate of growth at the end of the guarantee period. The Landscape Contractor shall not be responsible for acts of God or vandalism.
- 4.) Any plant that is determined dead, in an unhealthy or unsightly condition, lost its shape due to dead branches or other symptoms of poor, non-vigorous growth shall be replaced by the Landscape Contractor with the cost of replacement included in the bid or proposal price.
- 5.) Prior to installation, the Landscape Contractor shall inspect the subgrade, general site conditions, verify elevations, utility locations, irrigation, approve topsoil provided by General Contractor and observe the site conditions under which the work is to be done. Notify General Contractor of any unsatisfactory conditions, and work shall not proceed until such conditions have been corrected and are acceptable to the Landscape Contractor.
- 6.) All planting areas with seasonal color beds and groundcover to be mulched with clean shredded cedar mulch at a 3" minimum depth. River rock to be used in all other planting beds. Rock type to be tan to yellow-brown washed river rock, 1" - 3" in size.
- 7.) All annual and perennial beds to be tilled to a minimum depth of 15 inches and amended with 4 inches of organic material. Mulch color beds with 3" depth of clean shredded cedar mulch.
- 8.) Planting holes to be dug a minimum of twice the width of the root ball of both shrub and tree and to be amended with prepared backfill soil mixture (see note below). Stake all evergreen and deciduous trees. See Tree Staking/Planting Detail L3.1 - 01.
- 9.) Prepared backfill soil mixtures shall be mixed on site in one part topsoil, one part organic material (i.e., Nature's Helper or Pro Mix) and one part soil from excavated hole. Water thoroughly twice in first 24 hours and apply mulch immediately.
- 10.) Existing grass to be removed, if present, and topsoil to be spread smooth and hand raked to remove all rocks and debris larger than 1 inch in diameter prior to laying sod.
- 11.) Soil to be tested to determine fertilizer and lime requirements. Fertilizer and lime to be spread prior to laying sod.
- 12.) Sod to be delivered fresh (Cut less than 24 hours prior to arriving on site), laid immediately, rolled and watered thoroughly within one hour of installation.
- 13.) All changes to design or plant substitutions are to be authorized by the Landscape Architect.
- 14.) All landscape and sod areas to be 100% covered with an automatic irrigation system. See sheet L2.1 for irrigation design.
- 15.) Topsoil used for berming and backfilling of planting areas to be screened, clean topsoil.
- 16.) All landscaping shall be installed in conformance with ANSI Z60.1, the "American Standard for Nursery Stock", and the accepted standards of the American Association of Nurserymen.
- 17.) All sod and plant quantities listed in the plantlist are for the contractor's convenience. All numbers must be verified by the contractor.



LANDSCAPE PLAN




0 10 20 40
GRAPHIC SCALE IN FEET

WV/WA ID# 6PAL88



MANLEY LAND DESIGN INC
landscape architecture
51 old camden street alpharetta, georgia 30004
ph 770-442-8171 fax 770-442-1123
smnley@manleylanddesign.com



This document, and all plans, specifications and other information contained herein, are the exclusive property of APPLICABLE INTERNATIONAL, INC. These documents are delivered and accepted by you in trust and on the expressed condition that neither these documents nor the information contained herein will be copied, reproduced, disseminated or otherwise made available to any third party without the express written consent of APPLICABLE INTERNATIONAL, INC. **NOT FOR CONSTRUCTION/PROPERTY OF APPLICABLE INTERNATIONAL, INC.** No responsible person (individual or otherwise) without the express written consent of APPLICABLE INTERNATIONAL, INC. The design represented by these documents and plans is the exclusive property of APPLICABLE INTERNATIONAL, INC. APPLICABLE INTERNATIONAL, INC. and may not be used or copied without the express written consent of APPLICABLE INTERNATIONAL, INC. These documents and plans will be returned to APPLICABLE INTERNATIONAL, INC. upon request.

APPLEBECK'S INTERNATIONAL, INC.

Roanoke, VA

L1.1

March 6, 2006