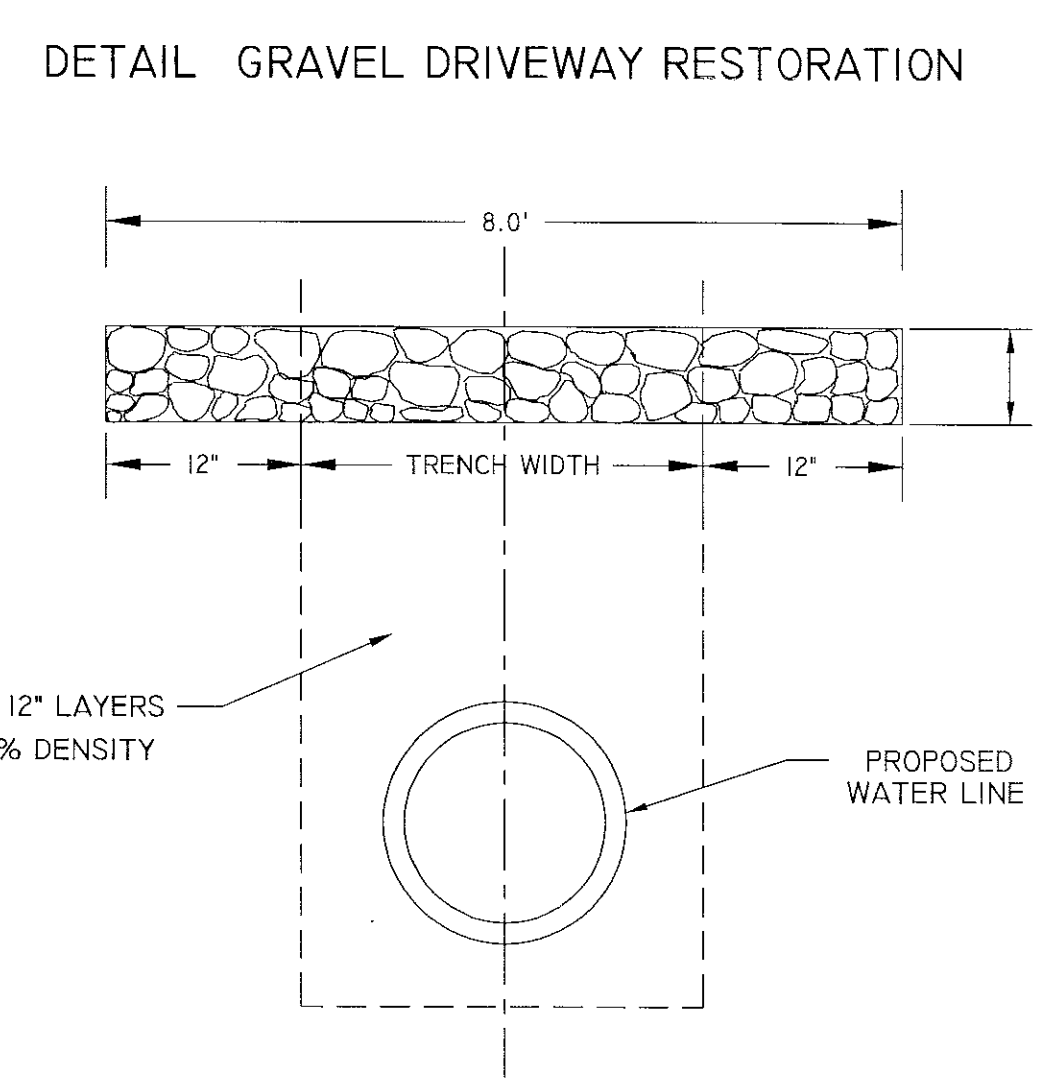
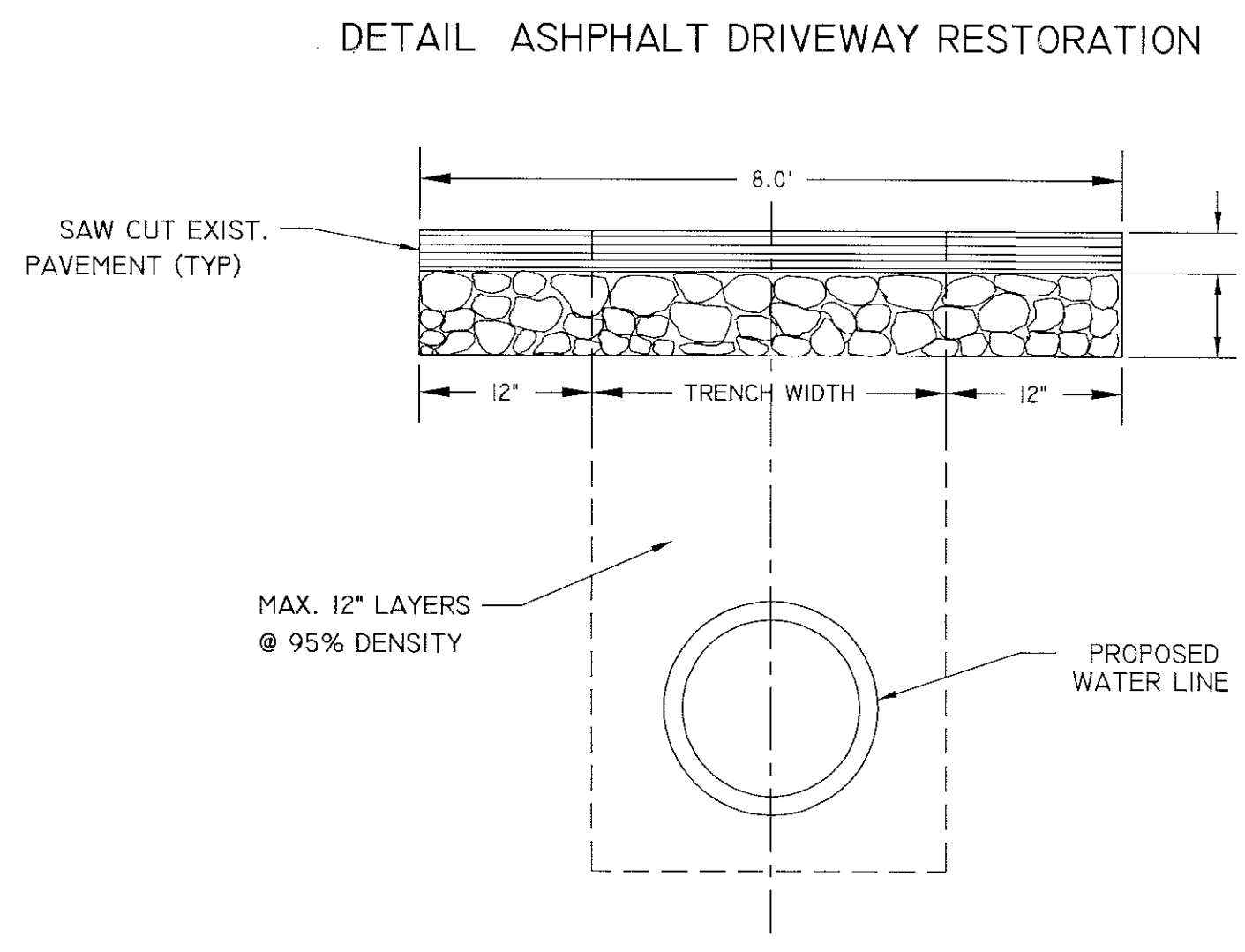
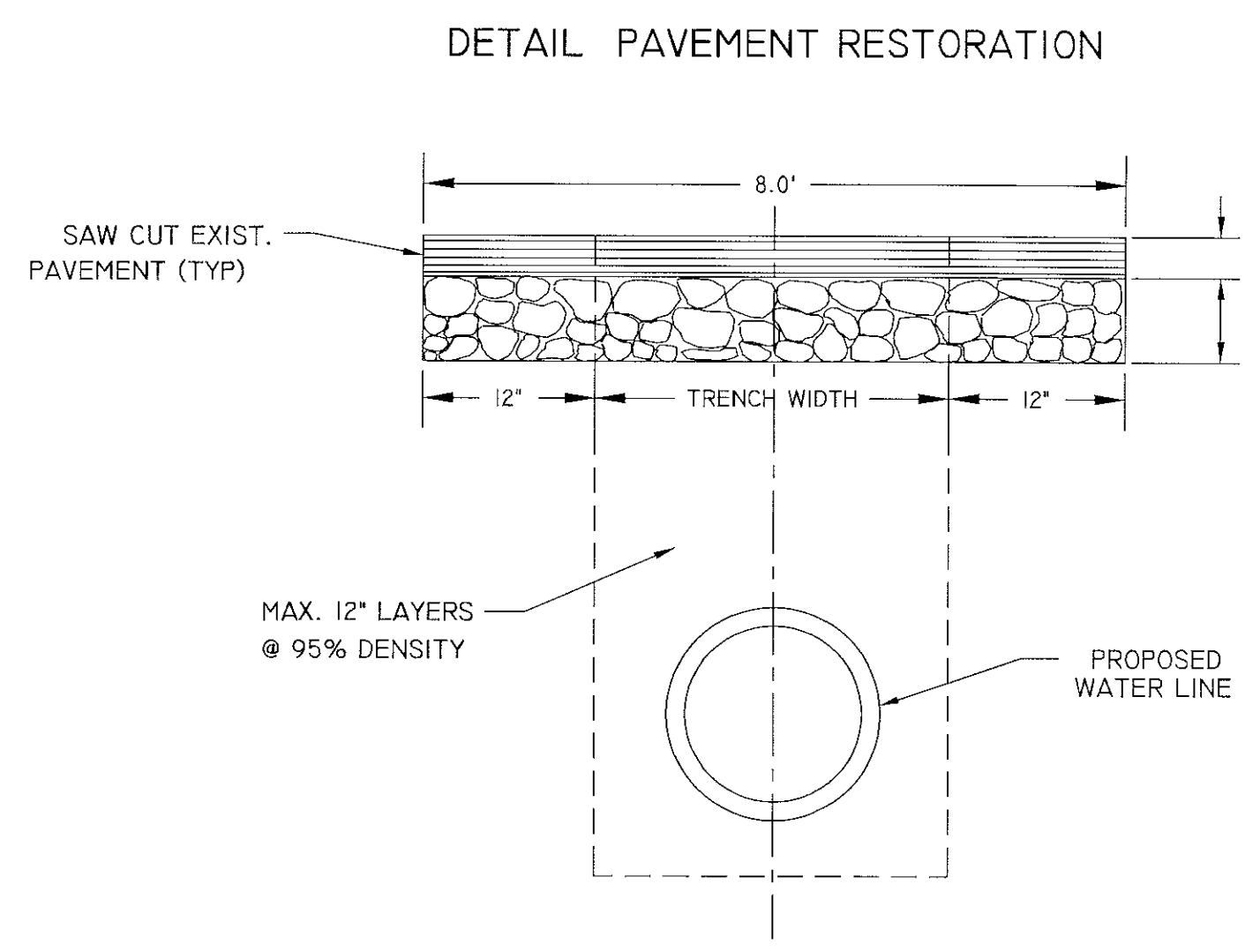



## ESTIMATED QUANTITIES

ITEM	UNIT	QUANTITY	REMARKS
1. 8-INCH WATER LINE	LF	6583	
2. 6-INCH WATER LINE	LF	8164	
3. 8-INCH GATE VALVE	EA	24	
4. 6-INCH GATE VALVE	EA	23	
5. 8-INCH BENDS	EA	9	
6. 6-INCH BENDS	EA	18	
7. 6"X6"X6" TEE	EA	5	
8. 6"X6"X8" TEE	EA	1	
9. 8"X8"X6" TEE	EA	5	
10. 8"X6" REDUCER	EA	2	
11. 2-INCH TAPPING SLEEVE	EA	1	
12. 6-INCH TAPPING SLEEVE	EA	3	
13. 8-INCH TAPPING SLEEVE	EA	1	
14. FIRE HYDRANT ASSEMBLY	EA	13	
15. AIR RELEASE VALVE ASSEMBLY	EA	14	
16. BLOW-OFF-ASSEMBLY	EA	13	
17. WATER SERVICE ASSEMBLY(SINGLE)	EA	156	
18. WATER SERVICE ASSEMBLY(DOUBLE)	EA	49	
19. ASPHALT PAVEMENT/DRIVEWAY REPLACEMENT	SY	60	
20. WATER SERVICE ROAD CROSSING- OPEN CUT EXCAVATION	LF	2288	
21. SEEDING AND SHOULDER RESTORATION	LF	14,747	
22. ASPHALT PAVEMENT/DRIVEWAY REPLACEMENT	SY	45	
23. BORED ROAD CROSSING W/16" DIA. CASING.	LF	426	
24. OPEN-CUT W/ 16" DIA. STEEL CASING	LF	160	



**GENERAL NOTES:**

1. ALL PAVEMENT AND DRIVEWAYS TO BE SAW CUT EVENLY PRIOR TO EXCAVATION.
2. ACCESS TO PROPERTY TO BE MAINTAINED AT ALL TIMES UNLESS APPROVED BY THE INSPECTOR OR PROJECT MANAGER.
3. TRAFFIC CONTROL TO BE PROVIDED BY CERTIFIED PERSONNEL IN ACCORDANCE WITH VDOT PERMIT.
4. STONE SHALL BE USED TEMPORARY UNTIL AN ASPHALT OVERLAY CAN BE SCHEDULED.
5. THE STREET SHALL BE CLEANED AT THE END OF EACH DAY.
6. WHERE APPLICABLE DITCH RESTORATION SHALL OCCUR AT LEAST ONCE A WEEK. NO DITCHES SHALL BE OPEN OVERNIGHT.
7. ALL DENUDED AREAS SHALL BE MULCHED AND SEEDED IN ACCORDANCE WITH VIRGINIA'S EROSION & SEDIMENT CONTROL HANDBOOK, LATEST EDITION.
8. ADDITIONAL EROSION & SEDIMENT CONTROL MEASURES MAY BE REQUIRED, SUCH AS INLET PROTECTION AND OR CHECK DAMS.
9. NO STORAGE AREAS FOR EQUIPMENT OR PIPE HAVE BEEN NEGOTIATED THE CONTRACTOR WILL BE RESPONSIBLE FOR ACQUIRING ANY AREAS NECESSARY. ROANOKE COUNTY WILL REQUIRE COPIES OF ALL AGREEMENTS.




DEPARTMENT OF  
COMMUNITY  
DEVELOPMENT

1		
2		
3		
4		
5		
6		
NO.	REVISIONS	DATE

## BRAMBLETON WATER LINE REPLACEMENT

DATE:	7/7/2000
SCALE:	NOT TO SCALE
DRAWING BY:	BWE
DESIGNED BY:	BWE
APPROVED BY:	GWS



UTILITY  
DEPARTMENT

SHEET  
19  
OF  
19