

JOEY-597-7Z40

UTILITY RELOCATION PLAN
FOR
***BRANDON OAKS NURSING &
REHABILITATION CENTER***

AS BUILTS
11-18-13
New Line

TAX PARCEL No: 5200117
SITUATED AT 3837 BRANDON AVENUE, S.W.
IN THE CITY OF ROANOKE, VIRGINIA

DATE: JUNE 27, 2013

PREPARED FOR

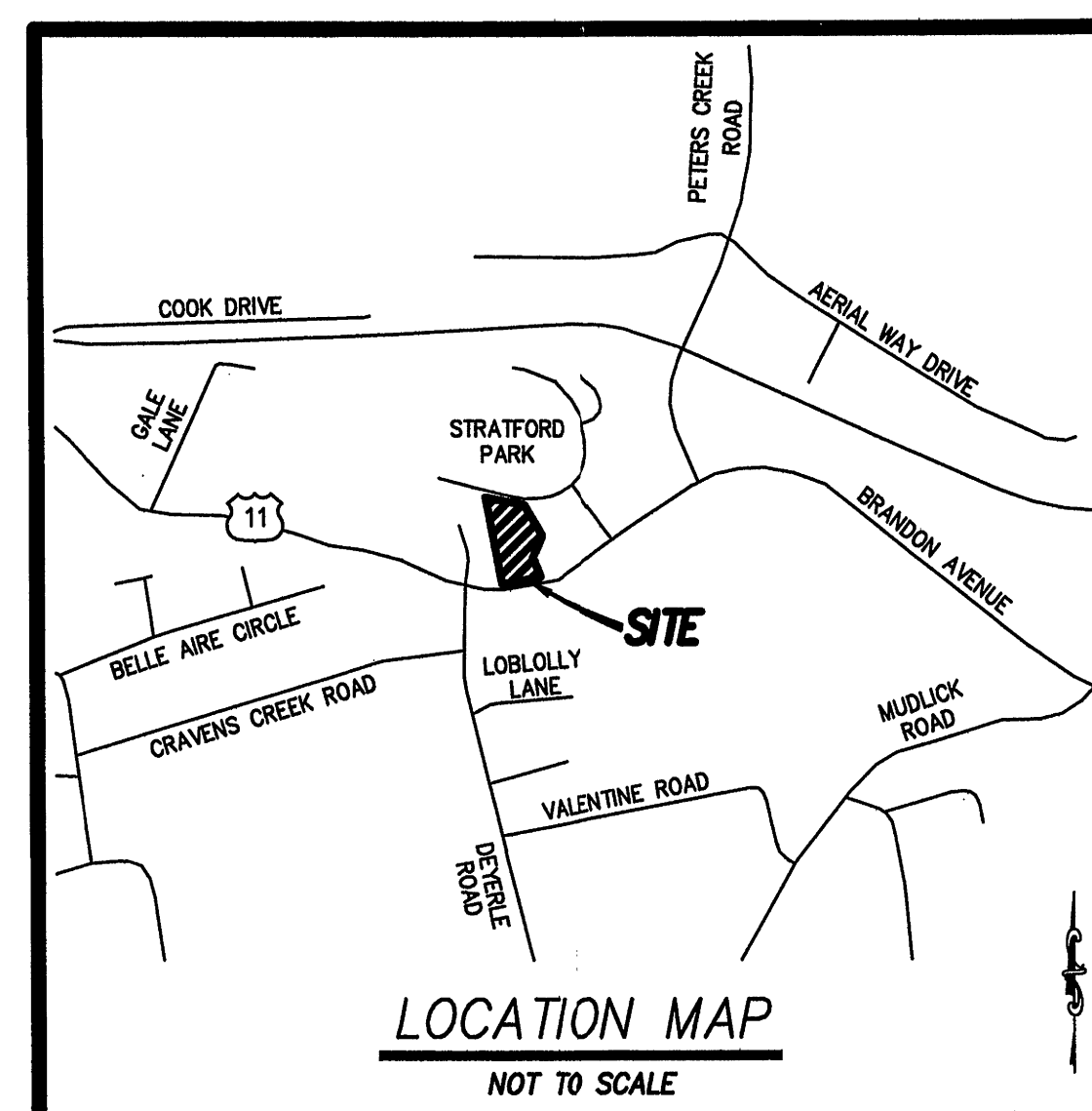

VIRGINIA LUTHERAN HOMES, INC

NOTICE: *All Landowners, Developers and Contractors*

FAILURE TO COMPLY WITH THE CITY OF ROANOKE CONSTRUCTION PROCEDURE
REQUIREMENTS LISTED BELOW MAY RESULT IN THE COSTLY REMOVAL OF STRUCTURES,
TIME DELAYS, OR THE ISSUANCE OF A STOP WORK ORDER.

CONSTRUCTION PROCEDURE REQUIREMENTS

1. **Right-of-Way Excavation Permit** – Prior to the commencement of any digging, alteration or construction within the public right-of-way (streets, alleys, public easements), a right-of-way excavation permit shall be applied for and obtained by the contractor from the City of Roanoke.
2. **Land Disturbance Permit** – An approved erosion and sediment control plan for any borrow/fill sites associated with the project must be submitted prior to the issuance of a land disturbance permit.
3. **Plans and Permits** – A copy of the plans as approved by the City (signed by the proper City officials) and all permits issued by the City shall be available at the construction site at all times of ongoing construction.
4. **Location of Utilities** – The contractor shall verify the location of all existing utilities prior to the commencement of any construction.
5. **Construction Entrance** – The contractor shall install an adequate construction entrance for all construction related egress from the site. Size and composition of construction entrance shall be as shown on the plans.
6. **Streets to Remain Clean** – It shall be the responsibility of the contractor to insure that the public street adjacent to the construction entrance remains free of mud, dirt, dust, and/or any type of construction materials or litter at all times.
7. **Barricades/Ditches** – The contractor shall maintain the integrity of all excavated ditches and shall furnish and ensure that all barricades proper and necessary for the safety of the public are in place.
8. **Sewer and Pavement Replacement** – Construction of sanitary sewers and the replacement of pavement shall be in accordance with approved standards and specifications of the City of Roanoke and the Western Virginia Water Authority
9. **Approved Plans/Construction Changes** – Any change or variation from construction design as shown on the officially approved plans shall be approved by the erosion and sediment control agent prior to said changes or variation in construction being made.
10. **Final Acceptance/City** – The owner or developer shall furnish the City of Roanoke's Planning Building and Development Department with a field surveyed final correct set of as-built plans of the newly constructed storm rain and/or stormwater management facilities prior to final acceptance and issuance of a certificate of occupancy by the City. As-built plans shall be provided in the State Plane Virginia South Coordinate System, NAD 1983, FIPS 4502 Feet, US Survey Feet, Datum NA 83, in the form of 1 paper copy and 1 digital AUTOCAD file.



--INDEX OF DRAWINGS--

SHEET No.	DESCRIPTION
1.	LUMSDEN ASSOCIATES COVER SHEET
2.	UTILITY RELOCATION AND EROSION & SEDIMENT CONTROL PLAN
3.	UTILITY PROFILES, NOTES & DETAILS
4.	EROSION & SEDIMENT CONTROL DETAILS AND UTILITY PROFILES

THIS PLAN IS FOR UTILITY RELOCATION ONLY RECEIVED


JUN 17 2013



LUMSDEN ASSOCIATES, P.C.
ENGINEERS-SURVEYORS-PLANNERS

4664 BRAMBLETON AVENUE, SW
P.O. BOX 20669
ROANOKE, VIRGINIA 24018

PHONE: (540) 774-4411
FAX: (540) 772-9445
E-MAIL: MAIL@LUMSDENPC.COM



<i>CITY APPROVAL STAMP</i>		REVISIONS	
	DATE		SHEETS
<p style="text-align: center; margin-bottom: 10px;">City of Roanoke Planning Building and Development</p> <p style="text-align: center; font-size: 2em; margin-bottom: 10px;">APPROVED</p> <div style="margin-top: 10px;"> <div style="display: flex; justify-content: space-between; align-items: center; margin-top: 5px;"> Development Reviewer Date </div> </div>		<small>COMMISSION NO.</small> <div style="font-size: 1.2em; font-weight: bold; text-align: right;">12-096</div>	
SHEET 1 OF 4			