THIS SHEET FOR UTILITY RELOCATION/ADJUSTMENT ONLY

DESIGN FEATURES RELATING TO CONSTRUCTION OR TO REGULATION AND CONTROL OF TRAFFIC MAY BE SUBJECT TO CHANGE AS DEEMED NECESSARY BY THE DEPARTMENT

REVISED	FHWA REGION	STATE	FEDERAL AID PROJECT	STATE ROUTE	STATE PROJECT	SHEET NO.
	3	VA.			U000-128-V18,PE-101 U000-128-V18,RW-201 U000-128-V18,C-501 U000-128-V18,B-611	9(9)

ANDERSON AND ASSOCIATES, Inc.
Engineers Surveyors Planners
Blacksburg, VA
Greensboro, NC

SUPERVISED BY R. WORLEY, T. STOWE
DESIGNED BY A. D. PYLES, CONSULTING ENGINEERS
COORDINATED BY J. MARSTON

16 L.F. 6" D.I. SANITARY SEWER PIPE
10+00 SANITARY SEWER PIPE =
FIFTH STREET OFF. REV. ℄ STA.
13+50, 22' LT.
SHEET (2)

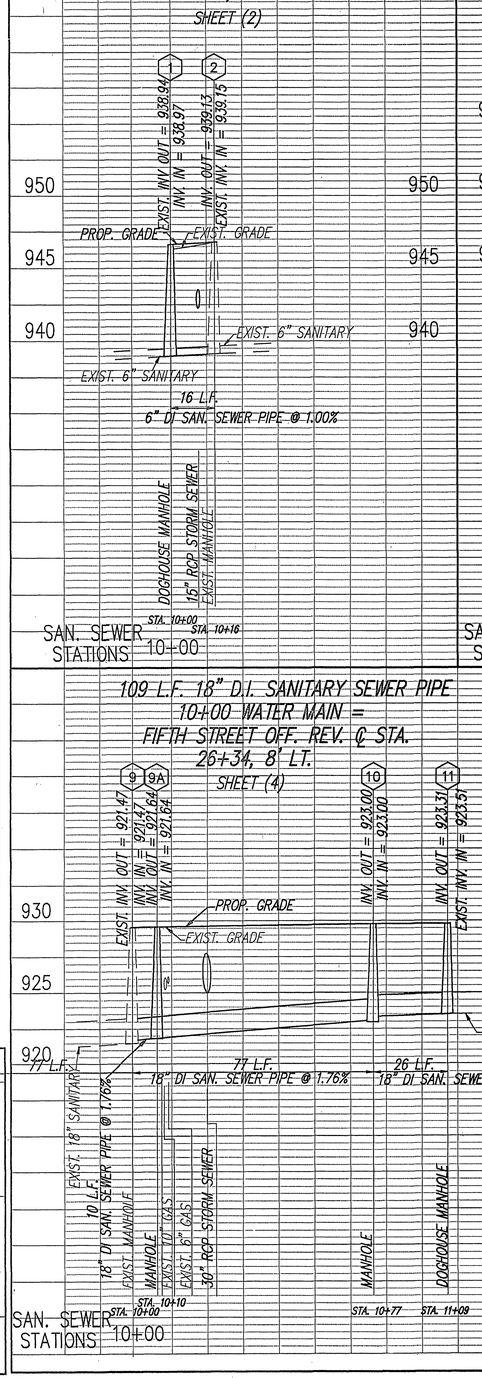

105 L.F. 8" SANITARY SEWER PIPE
16 L.F. 15" SANITARY SEWER PIPE
10+00 SANITARY SEWER PIPE =
FIFTH STREET OFF. REV. ℄ STA.
23+40, 2' RT.
SHEET (4)

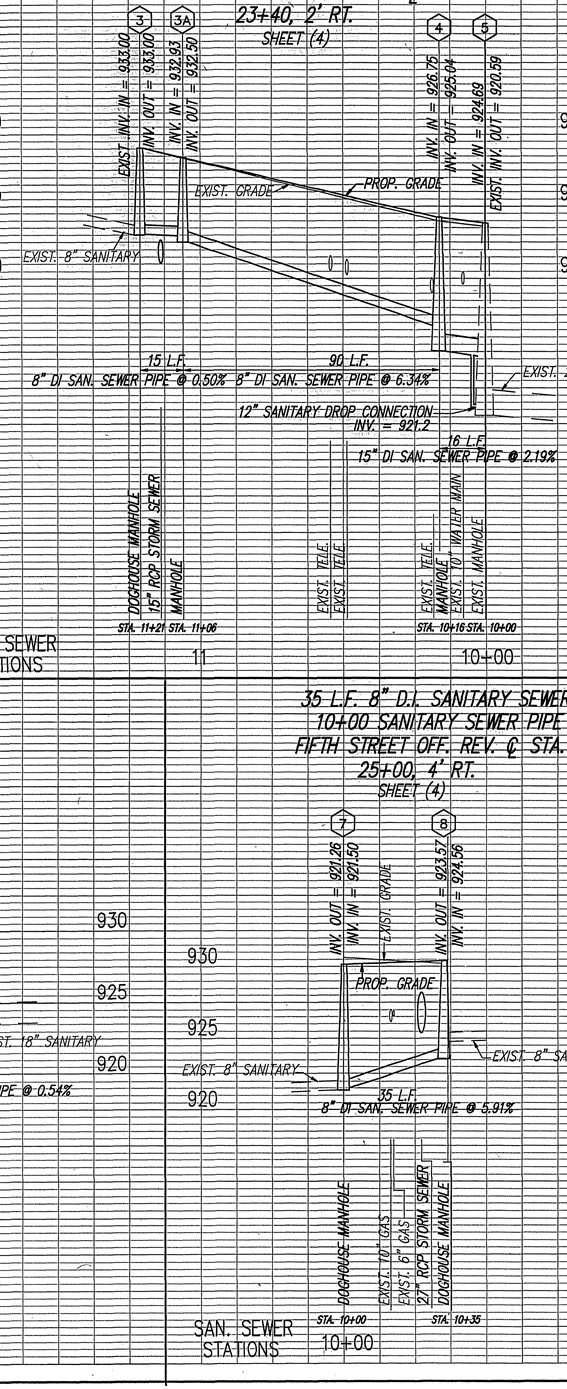

71 L.F. 15" D.I. SANITARY SEWER PIPE
10+00 SANITARY SEWER PIPE =
FIFTH STREET OFF. REV. ℄ STA.
23+31, 12' LT.
SHEET (4)



109 L.F. 18" D.I. SANITARY SEWER PIPE
10+00 WATER MAIN =
FIFTH STREET OFF. REV. ℄ STA.
26+34, 8' LT.
SHEET (4)

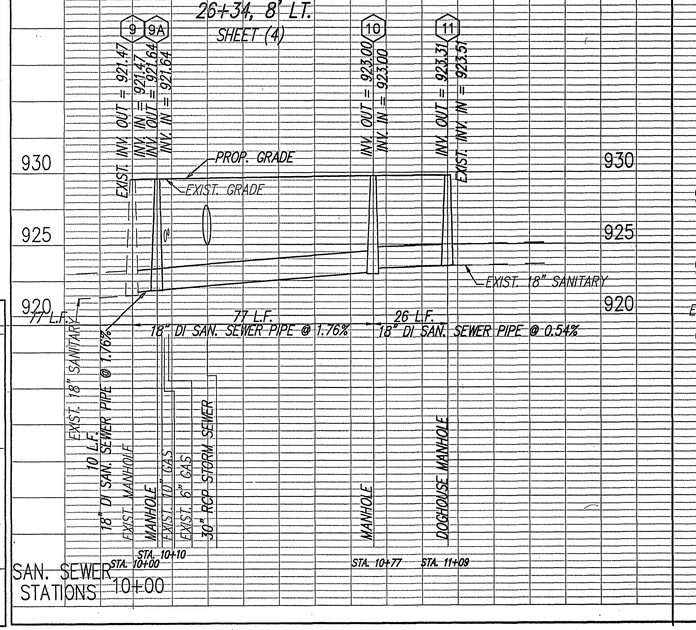

35 L.F. 8" D.I. SANITARY SEWER PIPE
10+00 SANITARY SEWER PIPE =
FIFTH STREET OFF. REV. ℄ STA.
25+00, 4' RT.
SHEET (4)

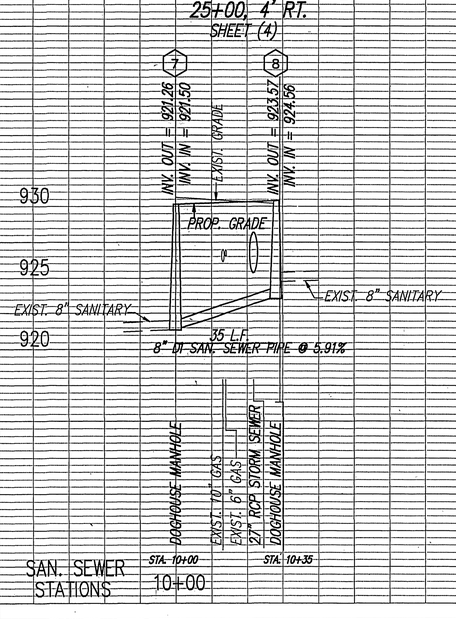

PLAN	DATE	BY
NOTE BOOK	SURVEYED	
NO.	PLOTTED	
	DRAWN/CHECKED	
	RIGHT OF WAY CHECKED	

7 AUG 92

PLAN NO.	PROJECT	FILE NO.	SHEET NO.
A	U000-128-V18	60 8 3	9(9)

A & A DOCUMENT NO. 08850-010 100%