
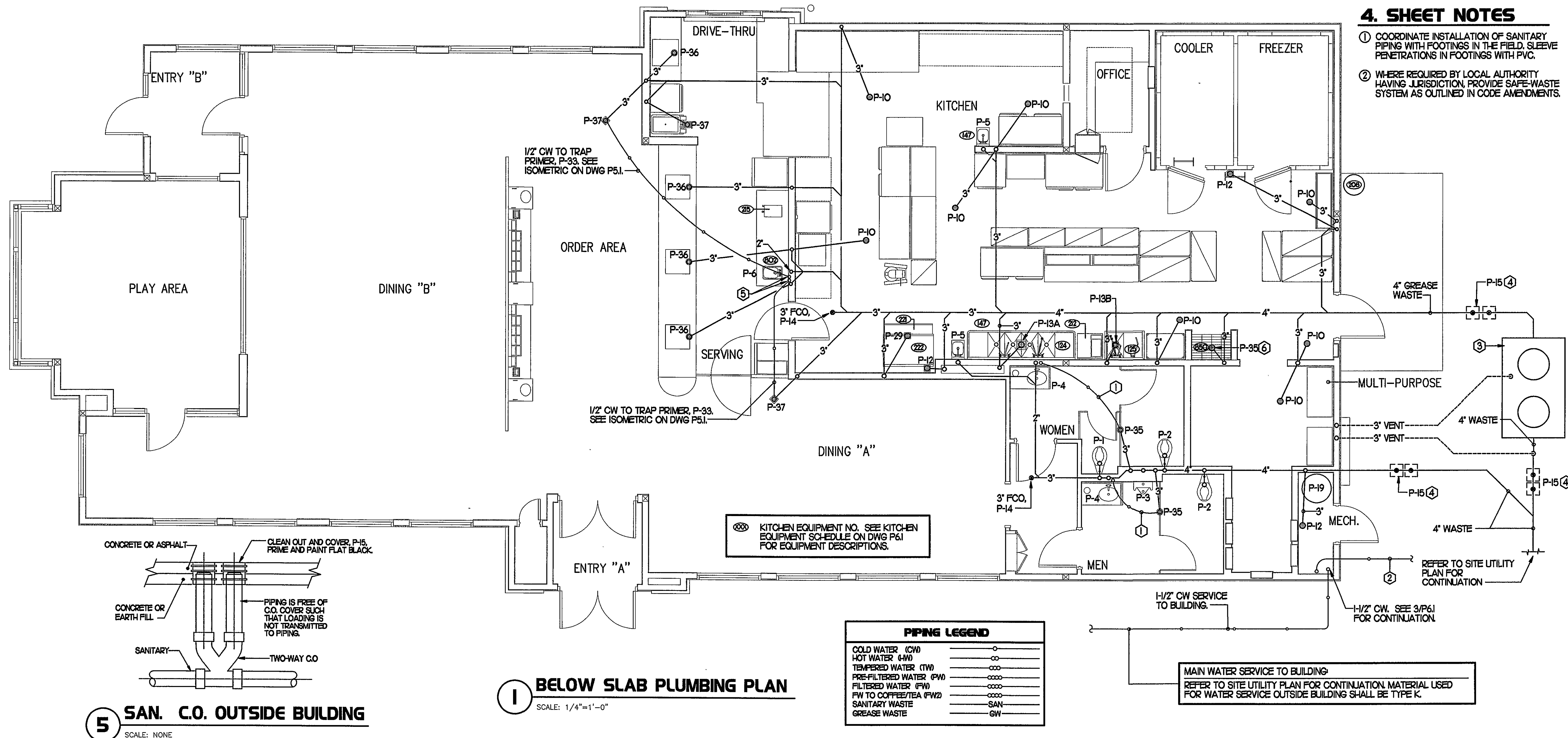


KEY NOTES

- ROUTE 1/2" CW TO TRAP PRIMER, SEE WASTE RISER DIAGRAM ON DWG P5.I.
- ROUTE 3/4" CW TO DUMPSTER PAD POST HYDRANT, SEE DETAIL 1/P6.I.
- GREASE TRAP - REFER TO DETAIL 2/P.I., REFER TO SITE UTILITY PLAN SHEET FOR EXACT LOCATION.
- 4" TWO-WAY CO, P-15. SEE DETAIL 5/P.I.I.
- 1/2" CW UP TO TRAP PRIMER, P-33. SEE ISOMETRIC ON DWG P5.I. LOCATE PRIMER AND DISTRIBUTION UNIT WITHIN WALL DIRECTLY BEHIND CABINET. SHOWN OFFSET HERE FOR SAKE OF CLARITY.
- INSTALL FLOOR DRAIN P-35 AT MOP SINK #850 WITH TOP OF STRAINER 0'-5" BFF.



5200 Buffington Rd.
Atlanta Georgia,
30349-2998

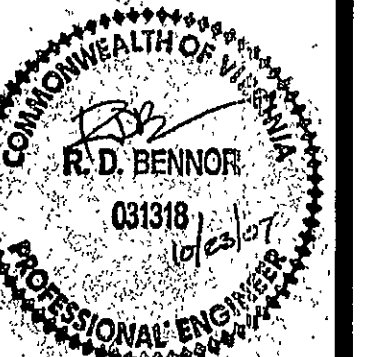
Revisions:

Mark Date By
#4 10/26/07
F.O.G. COMMENTS

Mark Date By
#4

Mark Date By
#4

Seal



BENOR ENGINEERING, LLC
3000 Langford Road
Building 2400
Norcross, GA 30071
(770) 729-1422 bus
(770) 729-0490 fax
contact@BenorEng.com

STORE
Chick-fil-A
FSU S06C

4110 Southern Hills
Drive S.W.
Roanoke, VA 24014

SHEET TITLE
BELOW SLAB
PLUMBING PLAN

DWG EDITION 07.1
REVISION

Job No. : 7017
Store : #2139
Date : 5/11/07
Drawn By : RWW
Checked By: RDB

Sheet

P-I.I