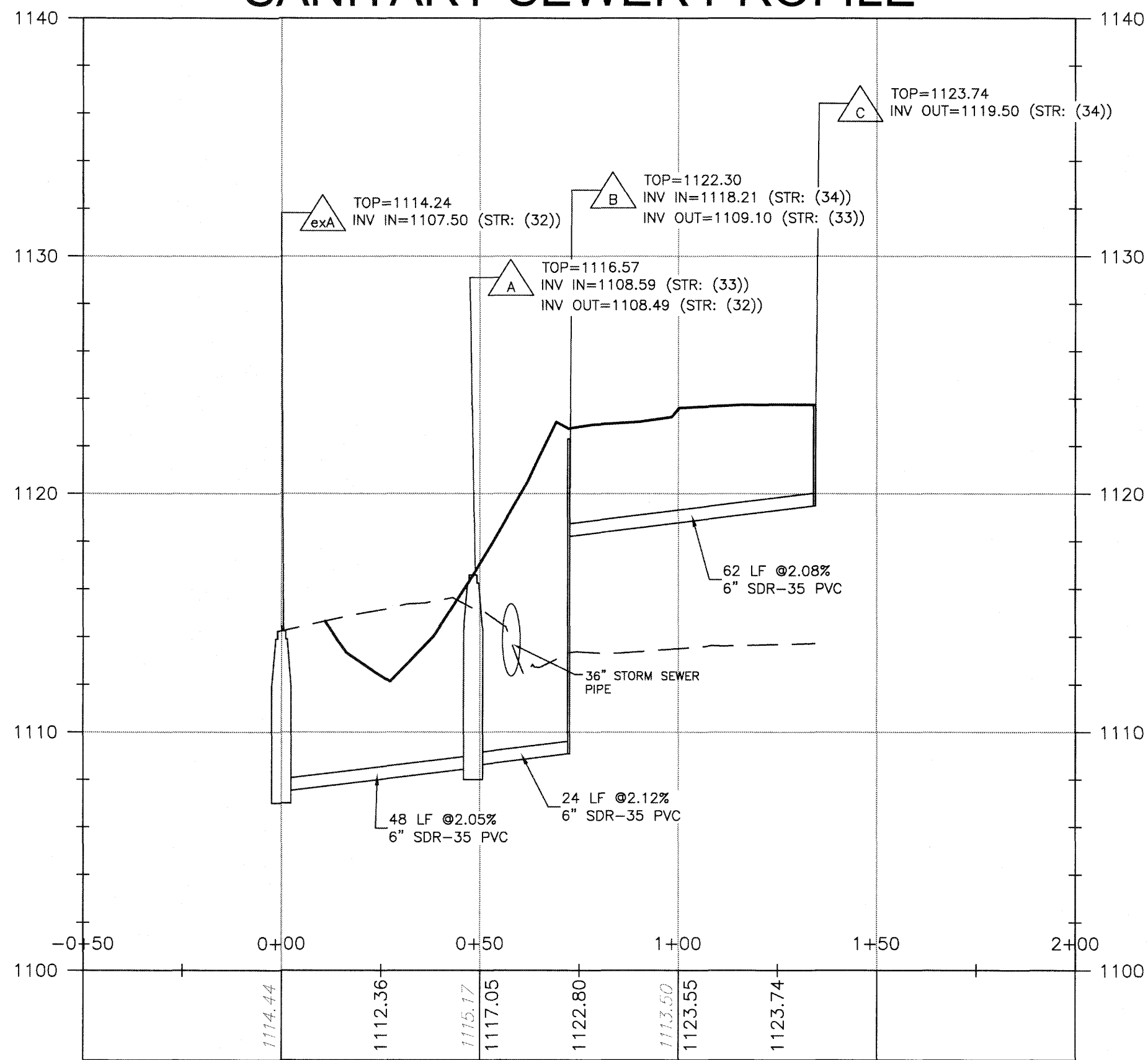
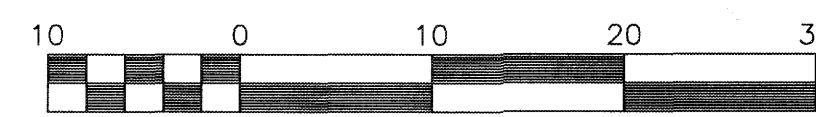


SANITARY SEWER PROFILE

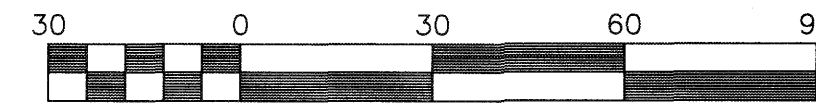


VERTICAL SCALE:



SCALE: 1" = 10'

HORIZONTAL SCALE:



SCALE: 1" = 30'

GENERAL W.V.W.A. NOTES:

1. ALL CONSTRUCTION METHODS AND MATERIALS SHALL CONFORM TO THE LATEST WVWA DESIGN AND CONSTRUCTION STANDARDS.
2. THE CONTRACTOR OR DEVELOPER IS REQUIRED TO NOTIFY THE WESTERN VIRGINIA WATER AUTHORITY IN WRITING AT LEAST THREE (3) DAYS PRIOR TO ANY CONSTRUCTION. PLEASE CONTACT MARK SINK AT (540) 537-3460/
3. ALL WORK SHALL BE SUBJECT TO INSPECTION BY THE WESTERN VIRGINIA WATER AUTHORITY.
4. FIELD CORRECTIONS SHALL BE APPROVED BY THE WESTERN VIRGINIA WATER AUTHORITY PRIOR TO THE START OF CONSTRUCTION.
5. THE CONTRACTOR SHALL MAINTAIN A MINIMUM OF 18" CLEARANCE VERTICALLY AND 2' MINIMUM HORIZONTALLY FROM OUTSIDE OF PIPE TO OUTSIDE OF PIPE AT ALL WATER, SANITARY SEWER CROSSINGS OF ANY OTHER UTILITIES. WHERE THIS CANNOT BE ACHIEVED ADDITIONAL MEASURES IN ACCORDANCE WITH WVWA STANDARDS SHALL BE ENFORCED.
6. IT IS THE CONTRACTOR'S RESPONSIBILITY TO HAVE ALL EXISTING UTILITIES LOCATED AND POTHOLED TO VERIFY LOCATIONS. THIS PLAN REVIEW DOES NOT REMOVE THE CONTRACTOR'S RESPONSIBILITY TO RELOCATE ANY EXISTING CONFLICTS FOUND DURING CONSTRUCTION.
7. REFER TO PLAN SET AND WVWA DETAILS FOR SPECIFIC CONSTRUCTION STANDARDS.

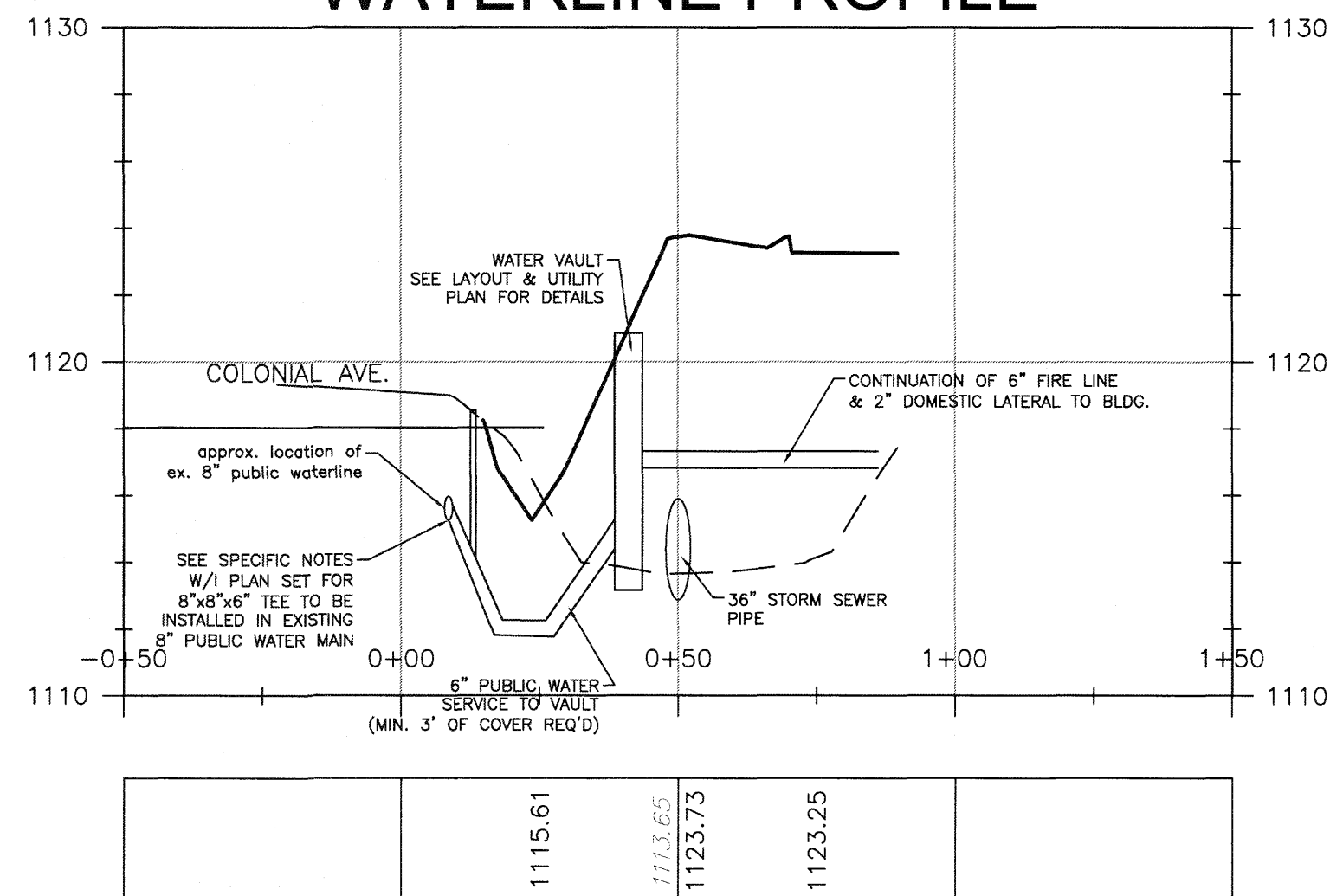
W.V.W.A. WATER NOTES:

1. ALL WATER CONNECTIONS TO EXISTING LINES SHALL BE COORDINATED WITH AND PERFORMED BY THE WESTERN VIRGINIA WATER AUTHORITY.
2. ALL WATER AND SANITARY SEWER FACILITIES ARE TO BE INSTALLED ACCORDING TO THE WESTERN VIRGINIA WATER AUTHORITY DESIGN AND CONSTRUCTION STANDARDS.
3. .G.C. SHALL PROVIDE 5 DAYS NOTICE TO THE WVWA FOR ANY ANTICIPATED WATER OUTAGE TO ALLOW THE WVWA TIME TO SCHEDULE AND NOTIFY AFFECTED CUSTOMERS. (540) 537-3460
4. AVAILABILITY NUMBER FOR PROJECT: #17-382
5. THE WATER SERVICE FOR THIS PROJECT WILL REQUIRE A CONCRETE VAULT. PLEASE CONTACT CLEARFLOW AT (540) 942-3300 TO ORDER THE VAULT. THE APPLICANT IS RESPONSIBLE FOR PAYMENT, DELIVERY, COORDINATION OF THE VAULT, AND INSTALLATION OF THE WATER SERVICE BETWEEN THE AUTHORITY MAIN AND THE VAULT INCLUDING THE TAPPING SLEEVE AND VALVE. CONTRACTOR TO EXCAVATE AND INSTALL TAPPING SLEEVE AND VALVE, THE WET TAP WILL BE MADE BY THE AUTHORITY UPON PAYMENT AND SCHEDULING.
6. CONTRACTOR TO FURNISH AND INSTALL TAPPING SLEEVE AND VALVE, TAP TO BE MADE BY WVWA. CONTRACTOR SHALL BE RESPONSIBLE FOR EXCAVATION AND SHORING PER OSHA REGULATIONS.

W.V.W.A. SANITARY SEWER NOTES:

1. ALL SANITARY SEWER CONNECTIONS TO EXISTING LINES SHALL BE COORDINATED WITH AND PERFORMED BY THE WESTERN VIRGINIA WATER AUTHORITY.
2. ALL WATER AND SANITARY SEWER FACILITIES ARE TO BE INSTALLED ACCORDING TO THE WESTERN VIRGINIA WATER AUTHORITY DESIGN AND CONSTRUCTION STANDARDS.
3. SANITARY SEWER TAP TO EXISTING MANHOLE TO BE MADE BY CONTRACTOR. MANHOLE CONNECTION MUST BE CORED WITH A BOOT INSTALLED.

WATERLINE PROFILE



SANITARY SEWER SCHEDULE:

- ex. s.s. mh a (A) 48 LF OF 8" PVC SDR-35 AT 2.05%
INV. OUT: 1107.50
- (A) S.S. MH PUBLIC (STANDARD LID)
TOP=1117.16
INV. IN=1108.59
INV. OUT=1108.49
- (A) (B) 24 LF OF 8" PVC SDR-35 AT 2.12%
(B) S.S. CO. (FLUSH TOP FOR SIDEWALK)
TOP=1122.30
INV. IN= 1118.21
INV. OUT=1109.1
- (B) (C) 62 LF OF 6" PVC SDR-35 AT 2.08%
(C) S.S. CO TYP. (FLUSH TOP)
TOP=1123.74
INV.=1119.5

(G.C. TO CONFIRM & COORDINATE ALL TIE IN LOCATIONS W/M.E.P. & ARCH. DRAWINGS PRIOR TO ANY INTERIOR OR EXTERIOR S.S. PIPE BEING INSTALLED. NOTIFY ENGINEER IMMEDIATELY IF DISCREPANCIES ARE DISCOVERED PRIOR TO ANY CONSTRUCTION)

City of Roanoke
Planning, Building, & Development
COMPREHENSIVE DEVELOPMENT PLAN

APPROVED

by plkr1 08/17/2018




www.balzer.cc

Roanoke
New River Valley
Richmond
Staunton
Harrisonburg

RESIDENTIAL LAND DEVELOPMENT ENGINEERING
SITE DEVELOPMENT ENGINEERING
LAND USE PLANNING & ZONING
LANDSCAPE ARCHITECTURE
LAND SURVEYING
ARCHITECTURE
STRUCTURAL ENGINEERING
TRANSPORTATION ENGINEERING
ENVIRONMENTAL & SOIL SCIENCE
WETLAND DELINEATIONS & STREAM EVALUATIONS

Balzer and Associates, Inc.

1208 Corporate Circle
Roanoke, VA 24018
540-772-9580
FAX 540-772-8050



COLONIAL GREEN MEDICAL
3501 COLONIAL GREEN CIRCLE, SW

UTILITY PROFILES

CITY OF ROANOKE, VIRGINIA

DRAWN BY BTC

DESIGNED BY BTC

CHECKED BY CPB

DATE 4/13/2018

SCALE AS SHOWN

REVISIONS:
5/18/2018
6/12/2018

SHEET NO.

C11

JOB NO. 03170145.00