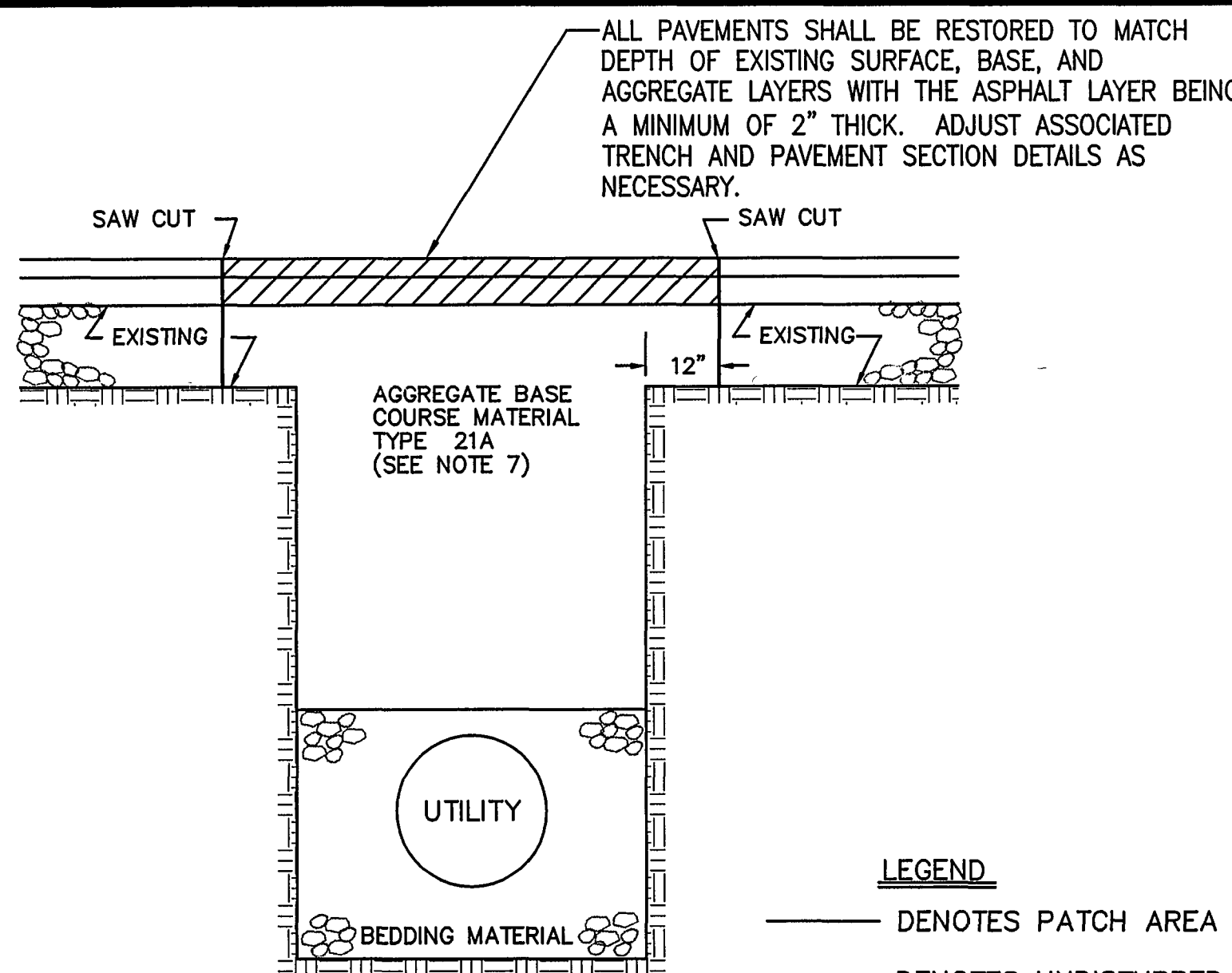


## SPECIFICATIONS FOR CURB AND GUTTER AND ENTRANCE WAYS

### STANDARD NOTES:

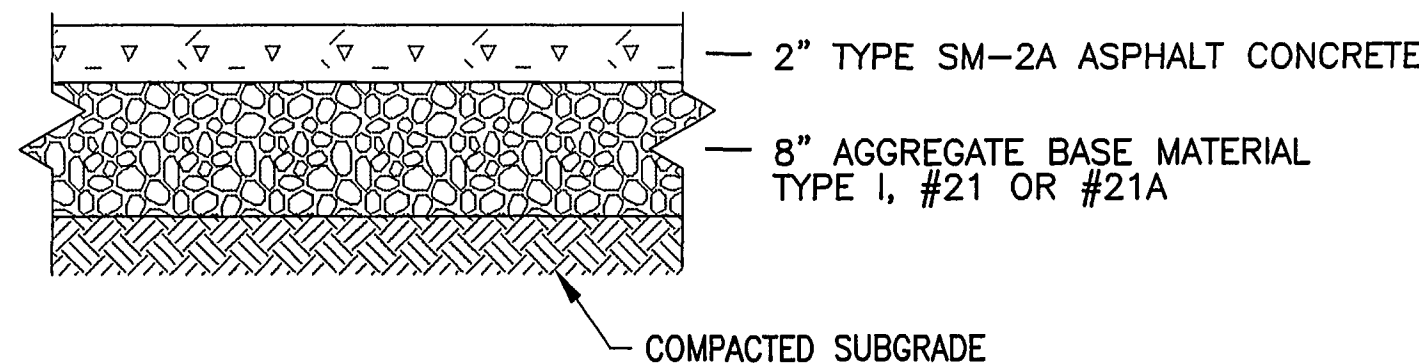
1. Work shall not commence in any public right-of-way before approval by an Inspector and a permit is obtained from the Building Inspection Department.
2. Notify Construction Inspectors office at 981-2856 24 hours before work begins.
3. Do not pour any concrete before forms are inspected and approved by an Inspector.
4. Use only standard metal forms as approved by the Virginia Department of Transportation. (Wood forms will not be permitted.)
5. Joints or scoremarks are to be sharp and clean without showing edges of jointing tool.
6. All radii shown shall be 1/2" unless otherwise noted for premolded expansion joint.
7. All concrete shall be Class A 3000 P.S.I. 8. Curb radius (R) is from back of curb and gutter to back of sidewalk.



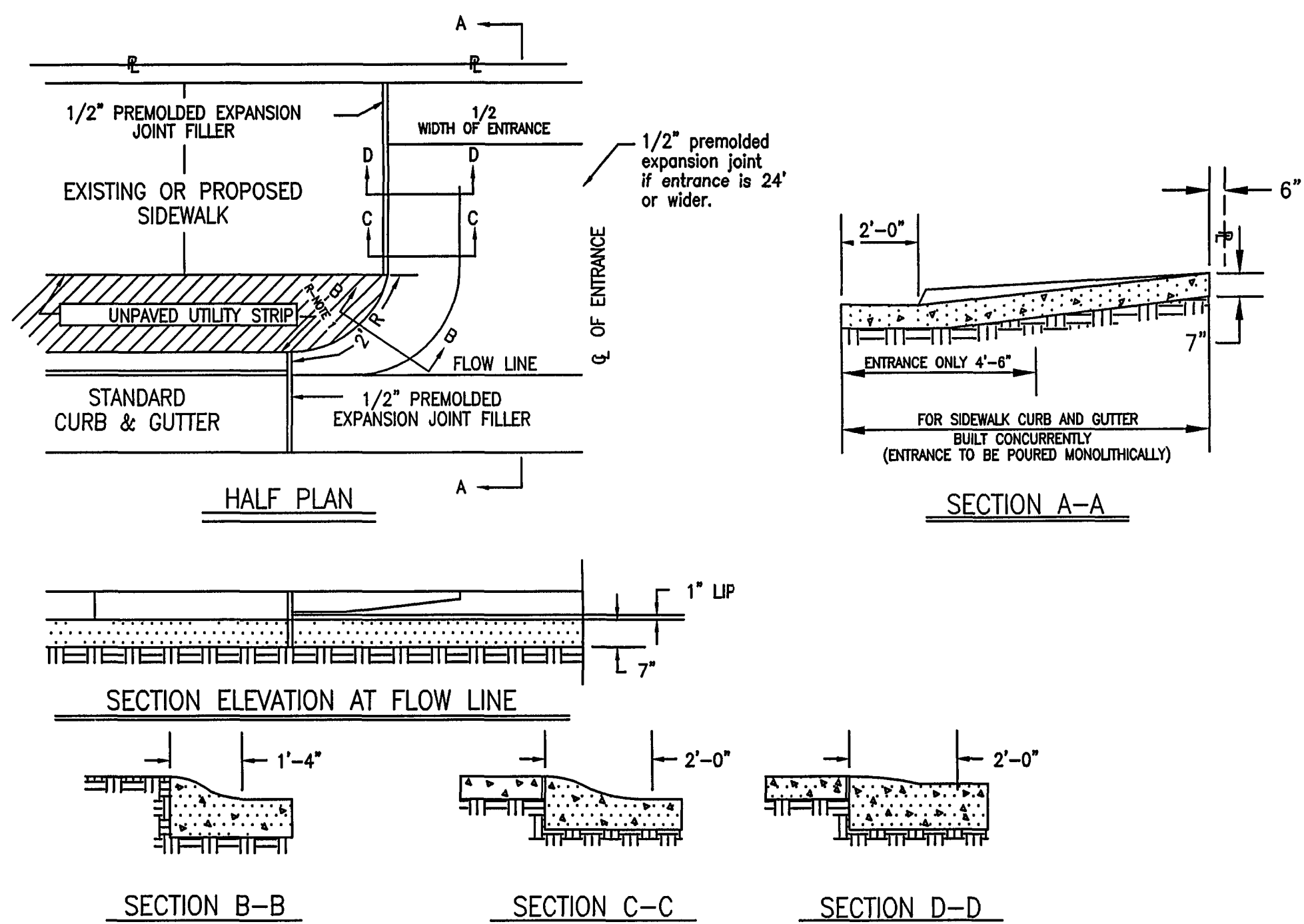
### NOTES:

1. Surface and base replacement shall match existing asphalt layers and shall be compacted in lifts according to Virginia Department of Transportation Road and Bridge Specifications, 2001 Edition.
2. Aggregate base material shall be replaced to a depth greater than existing stone base to ensure load bearing capacity of cut related to undisturbed earth areas. Aggregate base shall be compacted according to Virginia Department of Transportation Road and Bridge Specifications.
3. Bedding material shall be according to requirement of each utility (generally from bottom of repair ditch to six inches above pipe with minimum of four inches below pipe).
4. All saw cuts to pavement in the right-of-way shall be neat, uniform lines prior to excavation. After utility installation and trench backfill, the pavement edges shall be recut in straight, uniform lines to 12" beyond any undermined area. The shape of the repair shall be rectangular. Saw cuts to be made with mechanical saw and sides to be tacked with bituminous material type RC-250 or equal.
5. Street opening permit required before any work in public street right-of-way. Contact City Building Department for permit, Phone (981-2222).
6. Contact City Engineering Inspector 48 hours prior to beginning any work, Phone (981-2856)
7. Backfill for utility trenching in the right of way shall be VDOT 21A placed in 6" loose lifts and compacted to 95% standard proctor  $\pm 20\%$  optimum moisture content. As an alternative, VDOT specified flowable fill with strength of between 30 and 300 psi at 28 days may be used.

### TYPICAL DETAIL PAVEMENT CUTTING AND REPLACEMENT



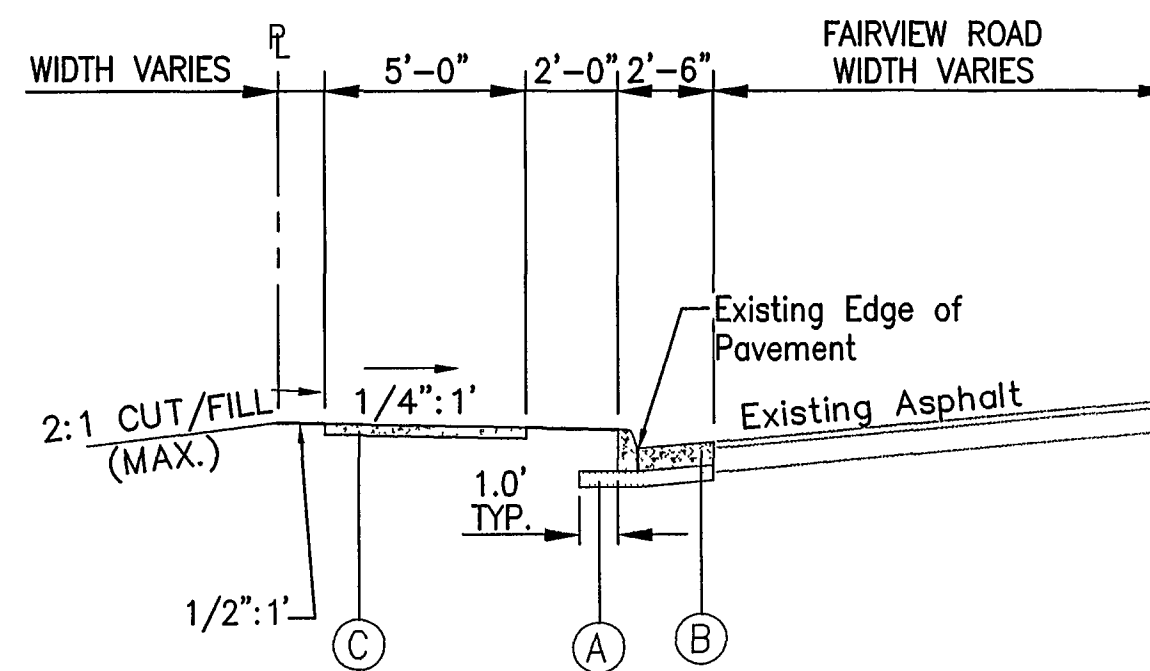
### PROPOSED PAVEMENT TYPICAL SECTION NO SCALE



### GENERAL NOTES:

1. Standard residential "Entrance" shall have a curb radius (R) of 2 feet.
2. Minimum Entrance width to be 12 feet at P.T. of radius return.
3. Where curb & gutter already exists, both curb & gutter shall be removed. If proposed entrance falls within five (5) feet of an existing joint, removal & reconstruction shall be to that joint. Any concrete removed at other than an existing joint shall be cut with a mechanical saw specifically manufactured for that purpose; this also shall apply to street pavement.
4. Where sidewalk exists, or is to be constructed across driveways, the thickness thereof must correspond with the thickness of the entrance.
5. Whenever "Entrances" exceed twenty-four (24) feet in width a 1/2" premolded expansion joint filler shall be installed through the center perpendicular to flow line.
6. Finish: "Entrances" shall have a "course broom finish" running parallel to flow line.
7. Curing shall be accomplished by the use of a liquid membrane seal containing white pigment applied at the rate of one (1) gallon per 150 square feet.
8. All "Entrance Ways" shall be constructed according to City of Roanoke specifications and to line and grades approved by the City Engineering Department.
9. Entrances exceeding 30 feet in width shall be approved by the City Manager.

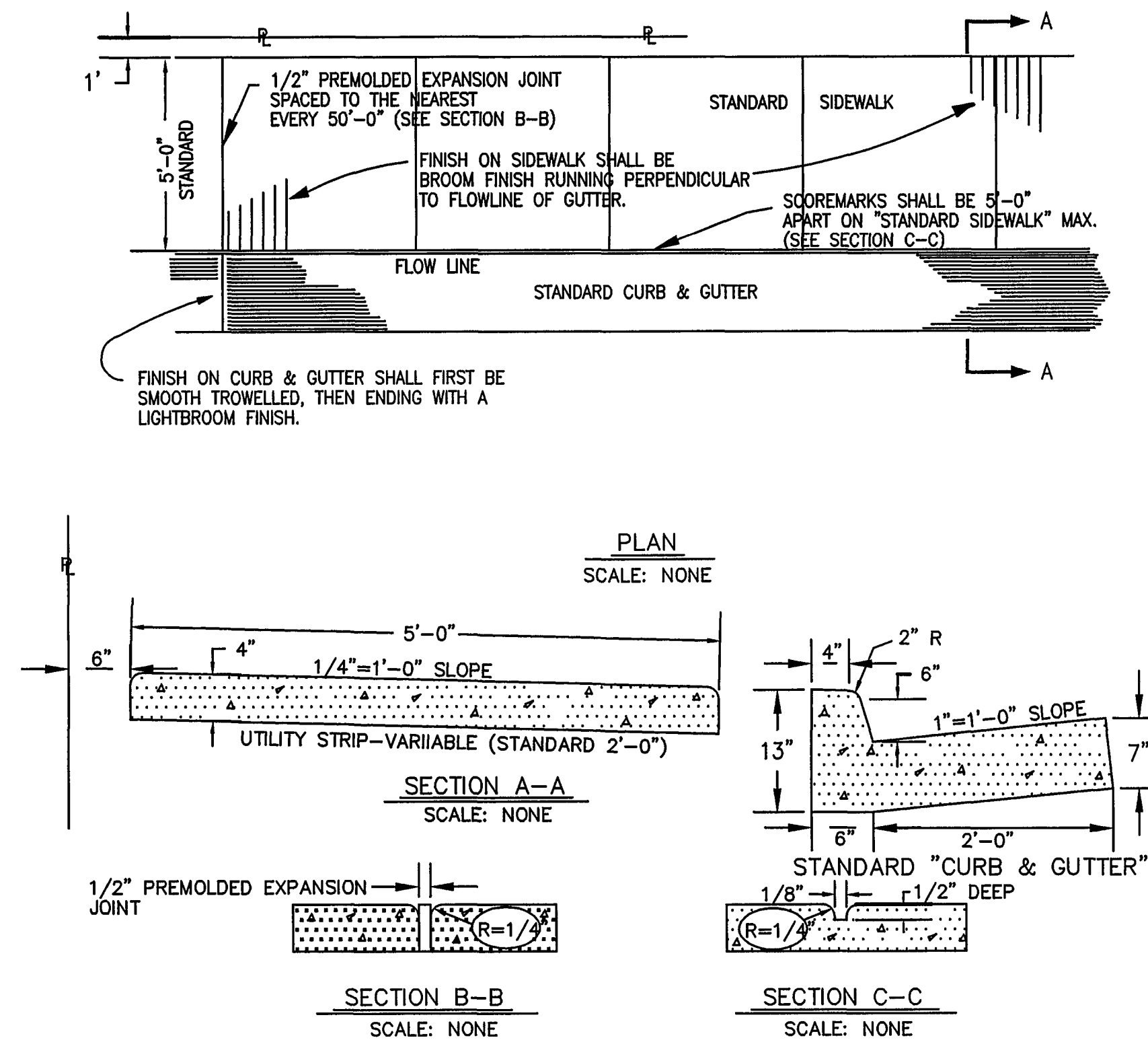
### STANDARD CITY OF ROANOKE RESIDENTIAL ENTRANCE



### PROPOSED CG-6 AND 5' SIDEWALK TYPICAL SECTION NO SCALE

### TYPICAL SECTION KEYNOTES:

- (A) 8" AGGREGATE MATERIAL, SIZE 21B
- (B) VDOT STD. CG-6 CONCRETE CURB & GUTTER
- (C) 4" SIDEWALK, 3,000 PSI CONCRETE (WIDTH AS INDICATED)




### GENERAL NOTES:

1. All concrete shall be Class A 3000 p.s.i.
2. Spacing for Expansion Joints shall be the same for sidewalks as that for "Curb and Gutter."
3. Sidewalk Finish: Sidewalk shall be smooth trowelled, then ending with a "Light Broom Finish" unless otherwise noted.
4. When sidewalk abuts Curb or Building a 1/2" Premolded Expansion Joint is to be used.
5. Curing shall be accomplished by the use of a liquid membrane seal containing White Pigment, applied at the rate of one (1) gallon per 150 square feet.
6. All concrete "Curb and Gutter", and "Sidewalks" shall be constructed under the City of Roanoke's specifications and is to be in line and grade approved by the City Engineering Department.

NOTE: City of Roanoke 6" Curb and Gutter shall be used as Replacement of Existing Curb and Gutter where adjacent or existing 7" curb is present. All new Curb and Gutter shall be Standard CG-6 Virginia Department of Transportation Road and Bridge Standards.

### CITY OF ROANOKE NEW CONCRETE SIDEWALK AND 6" CURB AND GUTTER



Revisions	Date	Comments
1	12-3-03	SHEET ADDED
2	12-31-03	CITY OF ROANOKE COMMENTS

Issue Date:	December 3, 2003
Drawn By:	CLZ
Designed By:	CLZ
Checked By:	WTA
Date:	12-3-03

**Mattem & Craig**  
CONSULTING ENGINEERS • SURVEYORS  
701 FIRST STREET, S.W.  
ROANOKE, VA 24004  
(540) 345-0342  
FAX (540) 345-7691

### HABITAT FOR HUMANITY FAIRVIEW ROAD ENTRANCE DETAILS AND TYPICAL SECTIONS CITY OF ROANOKE, VIRGINIA

Vertical Scale	N/A
Horizontal Scale	N/A
Commission Number	1567-D4
Sheet No.	4
WWW.ID# 6VKRWZ	