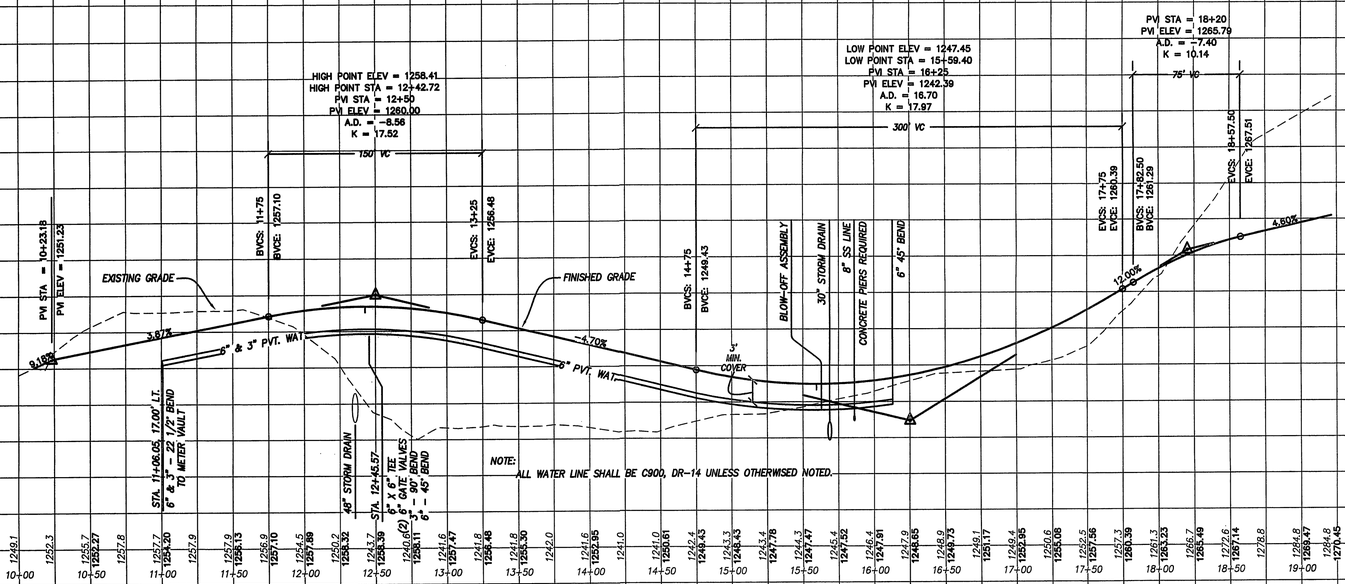

NOTE:
ALL WATER LINE SHALL BE C900, DR-14 UNLESS OTHERWISED NOTED.

ROAD PROFILE

SCALE: 1" = 50' HORIZ.
1" = 10' VERT.

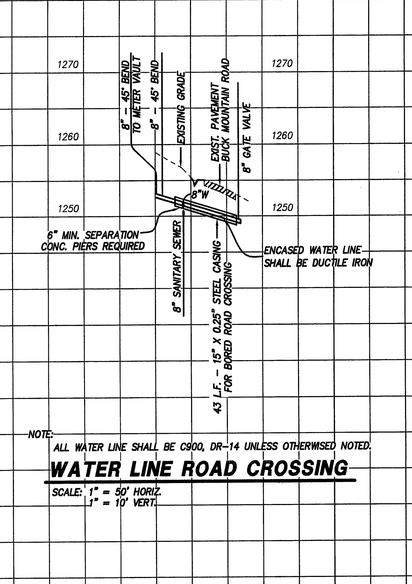

NOTE:
ALL WATER LINE SHALL BE C900, DR-14 UNLESS OTHERWISED NOTED.

WATER LINE ROAD CROSSING

SCALE: 1" = 50' HORIZ.
1" = 10' VERT.

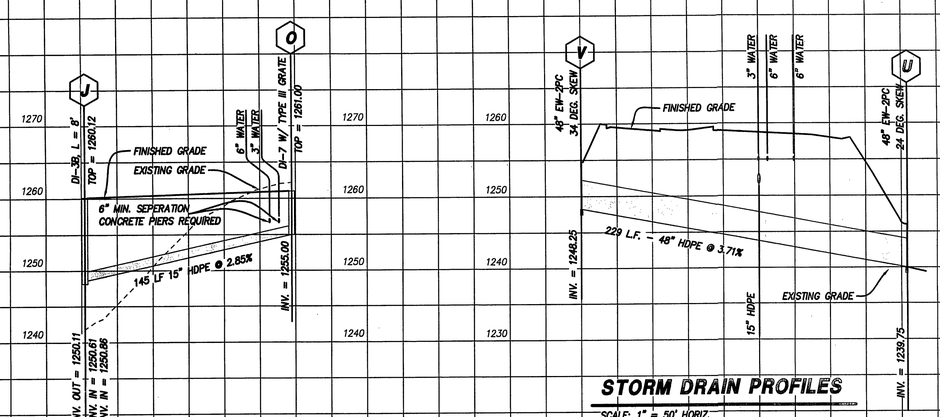

STORM DRAIN PROFILES

SCALE: 1" = 50' HORIZ.
1" = 10' VERT.

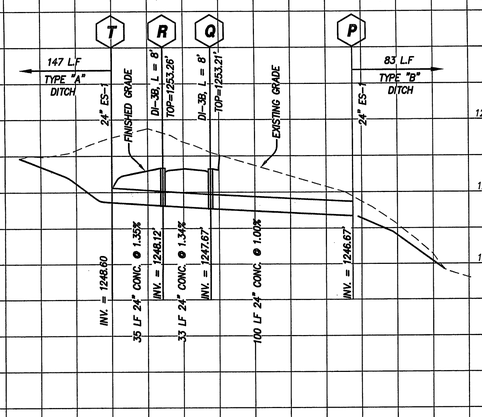

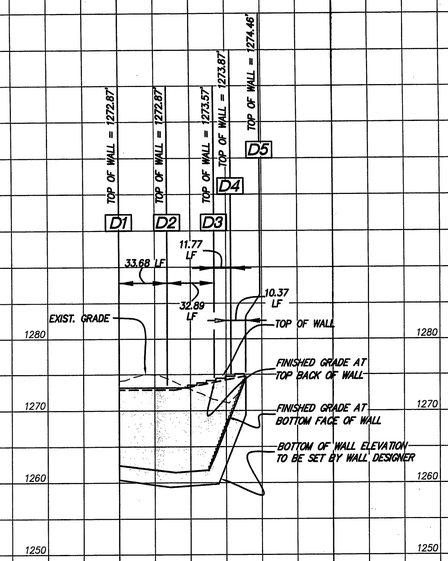

RETAINING WALL PROFILE

SCALE: 1" = 50' HORIZ.
1" = 10' VERT.

NOTE:

RETAINING WALL DESIGNER SHALL PROVIDE, TO THE OWNER, DESIGN DRAWINGS OF THE RETAINING WALLS. SUCH DRAWINGS SHALL INCLUDE TYPE AND STYLE. DRAWINGS SHALL BE SIGNED AND SEALED BY A REGISTERED ENGINEER. WALL DETAILS AND PROFILES SHOWN IN THSE PLANS ARE FOR SCHEMATIC DETAIL ONLY.

NOTES:

1. ALL WATER AND SANITARY SEWER LINES TO HAVE A MINIMUM OF 3.0 FEET OF COVER.
2. MAINTAIN A MINIMUM OF 18" CLEARANCE FROM OUTSIDE OF PIPE TO OUTSIDE OF PIPE AT ALL WATER, SANITARY SEWER, AND STORM DRAIN CROSSINGS.
3. A WESTERN VIRGINIA WATER AUTHORITY INSPECTOR MUST BE ON SITE DURING INSTALLATION OF NEW MANHOLES AT, OR CONNECTIONS TO, TIE IN AT EXISTING SANITARY SEWER LINES.
4. SANITARY SEWER LINE SHALL BE PVC, SDR-35 UNLESS OTHERWISE NOTED.
5. WATER LINE SHALL BE C900, DR-14 UNLESS OTHERWISE NOTED.
6. WATER LINE JOINTS SHALL BE MECHANICALLY RESTRAINED WHERE WATER LINE GRADE EXCEEDS 10%.
7. SANITARY SEWER CONNECTION TO EXISTING MANHOLE SHALL BE EXCAVATED BY THE CONTRACTOR AND CENTERMARKED FOR TAPPING. TAP TO BE PERFORMED BY THE WESTERN VIRGINIA WATER AUTHORITY AT THE CONTRACTORS EXPENSE.
8. ALL DROP INLETS SHALL HAVE IS-1 SHAPING.
9. ALL DRAINAGE STRUCTURES DEEPER THAN 4.0 FEET SHALL HAVE STEPS (VDOT STD. ST-1) INSTALLED.
10. CONSULT ARCHITECTURAL PLANS FOR CONTINUATION OF WATER AND SEWER LINES INTO BUILDING.

LUMSDEN ASSOCIATES, P.C.
ENGINEERS-SURVEYORS-PLANNERS
ROANOKE, VIRGINIA

4664 BRAMBLETON AVENUE
P.O. BOX 20669
ROANOKE, VIRGINIA 24018

PHONE: (540) 774-4411
FAX: (540) 772-9445
E-MAIL: MAIL@LUMSDENPC.COM

FAITH CHRISTIAN SCHOOL

ROANOKE COUNTY, VIRGINIA

COMMONWEALTH OF VIRGINIA
THOMAS C. DALE
No. 033002
4/4/05
PROFESSIONAL ENGINEER

PROFILES

PROJECT ARCHITECT	COMMISSION NUMBER
	03-082
REVISIONS	DATE
8 MARCH 2005	6 JAN. 2005

C7

JONES & JONES ASSOCIATES / ARCHITECTS PC