TYPE S1

Catalog # :	Project :
Prepared By :	Date :

Mirada Medium - MRM Outdoor LED Area Light

The Mirada's sleek design makes it perfectly suited for architectural & commercial applications, while its cost-effective die-cast aluminum housing makes its acquisition cost very competitive. The Mirada offers high performance factory-rotatable silicone optics, 5 standard CCTs, 42,000+ delivered lumens, and is available with integral AirLink™ Wireless Controls.

Features & Specifications

Optical System

- State-of-the-Art one piece silicone optic sheet delivers industry leading optical control with an integrated gasket to provide IP66 rated sealed optical chamber in 1 component.
- Proprietary silicone refractor optics provide exceptional coverage and uniformity to IES Types 2, 3, 5W, FT and FTA.
- Silicone optical material does not yellow or crack with age and provides a typical light transmittance of 98%.
- Zero uplight.
- Available in 5000K, 4000K, 3000K, and 2700K color temperatures per ANSI C78.377. Also Available in Phosphor Converted Amber with Peak intensity at 590nm.
- Minimum CRI of 70. Optional 80 CRI available, consult factory for lead times.
- Integral Louver (IL) option available for improved back-light control without sacrificing street side performance. See page 5 for more details.

Electrical

- High-performance driver features over-voltage, under-voltage, short-circuit and over temperature protection.
- 0-10V dimming (10% - 100%) standard.
- Standard Universal Voltage (120-277 Vac) (most 50/60 Hz or optional High Voltage (347-480 Vac).
- L80 Calculated Life: >100k Hours (See Lumen Maintenance on Page 2)
- Total harmonic distortion: <20%
- Operating temperature: -40°C to +50°C (-40°F to +122°F). 42L lumen package rated to +40°C.
- Power factor: >.90
- Input power stays constant over life.
- Field replaceable surge protection device meets a minimum Category C Low operation (per ANSI/IEEE C62.41.2).
- High-efficiency LEDs mounted to metal-core circuit board to maximize heat dissipation.
- Terminal block provided accepts up to 10ga wire.
- Components are fully encased in potting material for moisture resistance. Driver complies with TCC standards. Driver and key electronic components can easily be accessed.

IP66 · RoHS Compliant · ARRA Compliant · DLC Premium · DLC Listed · Buy American

Product Dimensions

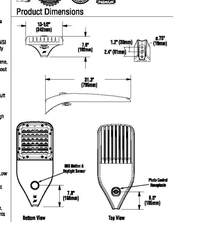

 LSI Industries Inc. All Rights Reserved.

Mirada Medium - MRM Outdoor LED Area Light

Features & Specifications (Cont.)

Construction

- Rugged die-cast aluminum housing contains factory pre-wired driver and optical unit. Cast aluminum wiring access door located underneath.
- Designed to mount to square or round poles.
- Luminaire is proudly manufactured in the U.S.of U.S. and imported parts.
- IP66 rated luminaire protects integral components from harsh environments.
- 3G rated for ANSI C136.31 high vibration applications
- Fixtures are finished with LSI's DuraGrip® polyester powder coat finishing process. The DuraGrip finish withstands extreme weather changes without cracking or peeling. Other standard LSI finishes available. Consult factory.
- Shipping weight: 30 lbs in carton.

Controls

Wireless Controls System

To make this fixture AirLink ready, simply order one of the following options:

a. The integrated Wireless Lighting Controller: ALSC or ALSCR (see ordering guide) as the controls option, or

b. Integrated Wireless Controller option (above) with integrated motion sensor: ALSCS (ordering guide for mounting heights) or

c. The 7-Pin Photoelectric Control Receptacle: CR7P as the controls option, and either the 3-Pin or 7-Pin Twist Lock Controller: ALSC UNV TLS or for ALSC UNV TLT as an accessory

To see how the components of AirLink system work together, reference the diagram in the controls section of this specsheet. For more information on our AirLink products, visit our website: www.lsi-airlink.com/airlink-synapse/ or www.lsi-airlink.com

- The integral passive infrared motion sensor (IMS) activates switching of luminaire light levels (see the controls section for more details).
- The 7-pin ANSI C136.41-2013 photoelectric receptacle option (CR7P) is available for twist lock photocontrols or wireless control modules.
- The Button Type Photocells (PC) are capable of switching luminaires ON/OFF in response to the amount of available daylight.

Installation

- A single fastener secures the hinged door, underneath the housing and provides quick & easy access to the electrical compartment for installing/ servicing.
- Included terminal block provides quick and easy on-site wiring.
- Utilizes LSI's traditional 3" drill pattern for easy fastening of LSI products. (See drawing on page 1)

Warranty

- LSI LED Fixtures carry a 5-year warranty.

Listings

- Listed to UL 1598 and UL 8750.
- RoHS Compliant.
- American Recovery and Reinvestment Act Funding Compliant.
- EIA compliant: with 3000K color temperature selection.
- TAA 24 Compliant; see local ordinance for qualification information.
- Suitable for wet Locations.
- IP66 rated Luminaire; IP66 rated optical chamber.
- 3G rated for ANSI C136.31 high vibration applications
- DesignLights Consortium® (DLC) qualified product. Not all versions of this product may be DLC qualified. Please check the DLC Qualified Products List at www.designlights.org/QPL to confirm which versions are qualified.

LSI Industries Inc. 10000 Alliance Rd. Cincinnati, OH 45242 • www.lsi-industries.com • (513) 372-3200 •

Performance

ELECTRICAL DATA (AMPS)*

Lumens	Watts	120V	208V	240V	277V	347V	480V
FL	35	0.4A	0.3A	0.3A	0.3A	0.2A	0.1A
HL	50	0.6A	0.5A	0.5A	0.5A	0.3A	0.1A
15L	54	0.5A	0.5A	0.4A	0.4A	0.3A	0.2A
18L	192	1.2A	0.7A	0.6A	0.6A	0.4A	0.3A
24L	197	1.6A	0.9A	0.8A	0.8A	0.5A	0.4A
30L	247	2.1A	1.2A	1.0A	0.9A	0.7A	0.4A
36L	277	2.6A	1.3A	1.2A	1.1A	0.8A	0.5A
42L	292	3.3A	1.6A	1.5A	1.4A	1.1A	0.6A

*Electrical data at 25C (77°F). Actual voltage may differ by +/-10%

ELECTRICAL DATA - PHOSPHOR CONVERTED AMBER (AMPS)*

Lumens	Watts	120V	208V	240V	277V	347V	480V
HL	74.3	0.6A	0.4A	0.3A	0.3A	0.2A	0.2A
12L	102.8	0.9A	0.6A	0.4A	0.4A	0.3A	0.2A

*Electrical data at 25C (77°F). Actual voltage may differ by +/-10%

RECOMMENDED LUMEN MAINTENANCE (25+42L)

Ambient	5000K*	25.5A*	30.5A*	35.5A*	180.5A*
0-40 C	100%	100%	92%	84%	92%

RECOMMENDED LUMEN MAINTENANCE (12+18L)

Ambient	5000K*	25.5A*	30.5A*	35.5A*	180.5A*
0-40 C	100%	98%	92%	85%	84%

*Values in bold beneath the ambient temperatures are the recommended operating ranges for the luminaire.
In accordance with LCBA Rev 01.15, Integrated light source temperature value based on thermocouples located on the PCB. Ambient temperature values based on thermocouples located on the exterior of the luminaire. Ambient temperature values are based on the Luminaire Heat Sink Temperature (LHST) and are based on the LCBA Rev 01.15 Ambient Temperature Calculation Worksheet. Ambient temperature values are based on the LCBA Rev 01.15 Ambient Temperature Calculation Worksheet. Ambient temperature values are based on the LCBA Rev 01.15 Ambient Temperature Calculation Worksheet. Ambient temperature values are based on the LCBA Rev 01.15 Ambient Temperature Calculation Worksheet.

DELIVERED LUMENS*

Lumen Package	Distribution	Phosphor Converted Amber (Peak 590nm) Delivered Lumens	Efficacy	BUG Rating	Wattage
HL	2	3	3	B0-U0-G1	1
	3	3	3	B0-U0-G1	
	5	6016	80	B0-U0-G2	
	5W	4816	64	B0-U0-G2	
15L	2	3471	74	B0-U0-G1	74
	3	3471	74	B0-U0-G1	
	FT	3471	74	B0-U0-G1	
	FTA	3004	64	B1-U0-G1	
	Type 5	3471	74	B0-U0-G2	
	5	4342	93	B0-U0-G2	
	5W	4342	93	B0-U0-G2	
12L	2	2752	57	B0-U0-G1	102
	3	2752	57	B0-U0-G1	
	FT	2752	57	B0-U0-G1	
	FTA	2752	57	B0-U0-G1	
	Type 5	4008	40	B0-U0-G2	
	5	4008	40	B0-U0-G2	
	5W	4008	40	B0-U0-G2	

*LED Chips are frequently updated therefore values are nominal

LUMINAIRE EPA CHART - MRM

Mounting	0°	10°	20°	30°	Mounting	0°	10°	20°	30°
Pole	0.6	1.0	1.0	0.9	Wall	1.0	3.3	3.9	2.8
Arm	1.0	1.5	1.5	1.4	Ceiling*	1.0	3.3	3.9	2.8
Ceiling*	0.6	1.0	0.9	0.8	Ceiling**	1.0	3.3	3.9	2.8

Specifications and dimensions subject to change without notice.

 LSI Industries Inc. All rights reserved. 12/10/18

Mirada Medium - MRM Outdoor LED Area Light

DELIVERED LUMENS*

Lumen Package	Distribution	3500K (+/-) Delivered Lumens	3500K (+/-) Efficacy	3500K (+/-) BUG Rating	4000K (+/-) Delivered Lumens	4000K (+/-) Efficacy	4000K (+/-) BUG Rating	5000K (+/-) Delivered Lumens	5000K (+/-) Efficacy	5000K (+/-) BUG Rating	Wattage
5L	2	3882	78	B0-U0-G1	4117	83	B0-U0-G1	4236	85	B0-U0-G1	50
	3	3882	78	B0-U0-G1	4117	83	B0-U0-G1	4236	85	B0-U0-G1	
	5	5274	107	B0-U0-G2	5592	113	B0-U0-G2	5753	116	B0-U0-G2	
	5W	5274	107	B0-U0-G2	5592	113	B0-U0-G2	5753	116	B0-U0-G2	
9L	2	4942	101	B0-U0-G1	5241	107	B0-U0-G1	5393	110	B0-U0-G1	49
	3	4942	101	B0-U0-G1	5241	107	B0-U0-G1	5393	110	B0-U0-G1	
	FT	4942	101	B0-U0-G1	5241	107	B0-U0-G1	5393	110	B0-U0-G1	
	FTA	4270	87	B1-U0-G1	4528	92	B1-U0-G1	4659	95	B1-U0-G1	
	Type 5	6016	122	B0-U0-G2	6379	130	B0-U0-G2	6562	134	B0-U0-G2	
	5	6016	122	B0-U0-G2	6379	130	B0-U0-G2	6562	134	B0-U0-G2	
	5W	6016	122	B0-U0-G2	6379	130	B0-U0-G2	6562	134	B0-U0-G2	
15L	2	6159	125	B0-U0-G1	6531	133	B0-U0-G1	6719	137	B0-U0-G1	49
	3	6159	125	B0-U0-G1	6531	133	B0-U0-G1	6719	137	B0-U0-G1	
	FT	6159	125	B0-U0-G1	6531	133	B0-U0-G1	6719	137	B0-U0-G1	
	FTA	5316	108	B1-U0-G1	5637	115	B1-U0-G1	5797	118	B1-U0-G1	
	Type 5	7494	152	B0-U0-G2	7945	162	B0-U0-G2	8169	167	B0-U0-G2	
	5	7494	152	B0-U0-G2	7945	162	B0-U0-G2	8169	167	B0-U0-G2	
	5W	7494	152	B0-U0-G2	7945	162	B0-U0-G2	8169	167	B0-U0-G2	
12L	2	7722	154	B0-U0-G1	8187	163	B0-U0-G1	8418	168	B0-U0-G1	54
	3	7722	154	B0-U0-G1	8187	163	B0-U0-G1	8418	168	B0-U0-G1	
	FT	7722	154	B0-U0-G1	8187	163	B0-U0-G1	8418	168	B0-U0-G1	
	FTA	6666	133	B1-U0-G1	7068	141	B1-U0-G1	7268	145	B1-U0-G1	
	Type 5	9394	187	B0-U0-G2	9958	199	B0-U0-G2	10243	205	B0-U0-G2	
	5	9394	187	B0-U0-G2	9958	199	B0-U0-G2	10243	205	B0-U0-G2	
	5W	9394	187	B0-U0-G2	9958	199	B0-U0-G2	10243	205	B0-U0-G2	
18L	2	9448	191	B0-U0-G1	10015	203	B0-U0-G1	10302	208	B0-U0-G1	49
	3	9448	191	B0-U0-G1	10015	203	B0-U0-G1	10302	208	B0-U0-G1	
	FT	9448	191	B0-U0-G1	10015	203	B0-U0-G1	10302	208	B0-U0-G1	
	FTA	8160	165	B1-U0-G1	8648	175	B1-U0-G1	8892	180	B1-U0-G1	
	Type 5	11494	233	B0-U0-G2	12184	247	B0-U0-G2	12529	254	B0-U0-G2	
	5	11494	233	B0-U0-G2	12184	247	B0-U0-G2	12529	254	B0-U0-G2	
	5W	11494	233	B0-U0-G2	12184	247	B0-U0-G2	12529	254	B0-U0-G2	
24L	2	12748	258	B0-U0-G1	13505	274	B0-U0-G1	13885	281	B0-U0-G1	49
	3	12748	258	B0-U0-G1	13505	274	B0-U0-G1	13885	281	B0-U0-G1	
	FT	12748	258	B0-U0-G1	13505	274	B0-U0-G1	13885	281	B0-U0-G1	
	FTA	11010	223	B1-U0-G1	11668	237	B1-U0-G1	11997	243	B1-U0-G1	
	Type 5	15500	314	B0-U0-G2	16428	333	B0-U0-G2	16892	342	B0-U0-G2	
	5	15500	314	B0-U0-G2	16428	333	B0-U0-G2	16892	342	B0-U0-G2	
	5W	15500	314	B0-U0-G2	16428	333	B0-U0-G2	16892	342	B0-U0-G2	
30L	2	15722	318	B0-U0-G1	16663	337	B0-U0-G1	17132	347	B0-U0-G1	49
	3	15722	318	B0-U0-G1	16663	337	B0-U0-G1	17132	347	B0-U0-G1	
	FT	15722	318	B0-U0-G1	16663	337	B0-U0-G1	17132	347	B0-U0-G1	
	FTA	13583	275	B1-U0-G1	14398	292	B1-U0-G1	14796	300	B1-U0-G1	
	Type 5	19134	387	B0-U0-G2	20282	411	B0-U0-G2	20856	422	B0-U0-G2	
	5	19134	387	B0-U0-G2	20282	411	B0-U0-G2	20856	422	B0-U0-G2	
	5W	19134	387	B0-U0-G2	20282	411	B0-U0-G2	20856	422	B0-U0-G2	
36L	2	19411	392	B0-U0-G1	20573	416	B0-U0-G1	21152	428	B0-U0-G1	49
	3	19411	392	B0-U0-G1	20573	416	B0-U0-G1	21152	428	B0-U0-G1	
	FT	19411	392	B0-U0-G1	20573	416	B0-U0-G1	21152	428	B0-U0-G1	
	FTA	16777	339	B1-U0-G1	17778	360	B1-U0-G1	18278	370	B1-U0-G1	
	Type 5	23626	478	B0-U0-G2	25038	506	B0-U0-G2	25744	521	B0-U0-G2	
	5	23626	478	B0-U0-G2	25038	506	B0-U0-G2	25744	521	B0-U0-G2	
	5W	23626	478	B0-U0-G2	25038	506	B0-U0-G2	25744	521	B0-U0-G2	
42L	2	24421	477	B0-U0-G1	25881	504	B0-U0-G1	26605	519	B0-U0-G1	51
	3	24421	477	B0-U0-G1	25881	504	B0-U0-G1	26605	519	B0-U0-G1	
	FT	24421	477	B0-U0-G1	25881	504	B0-U0-G1	26605	519	B0-U0-G1	
	FTA	21105	411	B1-U0-G1	22366	435	B1-U0-G1	23000	448	B1-U0-G1	
	Type 5	29726	579	B0-U0-G2	31508	613	B0-U0-G2	32396	631	B0-U0-G2	
	5	29726	579	B0-U0-G2	31508	613	B0-U0-G2	32396	631	B0-U0-G2	
	5W	29726	579	B0-U0-G2	31508	613	B0-U0-G2	32396	631	B0-U0-G2	
48L	2	28761	561	B0-U0-G1	30479	594	B0-U0-G1	31335	611	B0-U0-G1	51
	3	28761	561	B0-U0-G1	30479	594	B0-U0-G1	31335	611	B0-U0-G1	
	FT	28761	561	B0-U0-G1	30479	594	B0-U0-G1	31335	611	B0-U0-G1	
	FTA	24851	484	B1-U0-G1	26338	513	B1-U0-G1	27083	528	B1-U0-G1	
	Type 5	35000	682	B0-U0-G2	37100	723	B0-U0-G2	38150	743	B0-U0-G2	
	5	35000	682	B0-U0-G2	37100	723	B0-U0-G2	38150	743	B0-U0-G2	
	5W	35000	682	B0-U0-G2	37100	723	B0-U0-G2	38150	743	B0-U0-G2	

*LCC Chips are frequently updated therefore values are nominal

 LSI Industries Inc. All Rights Reserved. 12/10/18

Mirada Medium - MRM Outdoor LED Area Light

Performance (Cont.)

All published luminaire photometric testing performed to IESNA LM-79 standards. ISO footcandle plots below demonstrate the Mirada (MRM) light patterns only. Not for total fixture output. For complete specifications and IES files, see website.



Ordering Guide

TYPICAL ORDER EXAMPLE: MRM LED 36L SIL FTA UNV DIM 50 70CRI ALSCS04 BRZ IL

Luminaire Family	LED Engine	Lumen Package*	LED Color	Distribution	Orientation*	Voltage	Driver
MRM (Mirada)	LED	5L - 5,000 lms 9L - 9,000 lms 15L - 15,000 lms 18L - 18,000 lms 24L - 24,000 lms 30L - 30,000 lms 36L - 36,000 lms 42L - 42,000 lms *Consult factory for programmable voltages and lumen packages	SIL - 5000K	2 - Type 2 3 - Type 3 5W - Type 5 Wide FT - Forward Throw FTA - Forward Throw Automotive	(Blank) - standard L - Optics rotated left 90 R - Optics rotated right 90	UNV - Universal Voltage (120-277V) HVI - High Voltage (347-480V)	DIM - 0-10V Dimming (5-10%)

Color Temp	Color Rendering	Controls (Choose One)	Finish	Options
4K - 4,000 CCT 4K - 4,000 CCT 3K - 3,000 CCT 27 - 2,700 CCT AMB - Phosphor Converted Amber**	70CRI - 70 CRI 80CRI - 80 CRI	(Blank) - None **Wireless Controls System** ALSC - AirLink Synapse Control System* ALSCR - AirLink Synapse Control System Wall / Satellite ** ALSCS01 - AirLink Synapse Control System 0-10' Motion Sensor ** ALSCS04 - AirLink Synapse Control System Wall / Satellite with 0-10' Motion Sensor ** ALSCS02 - AirLink Synapse Control System with 10-20' Motion Sensor* ALSCS03 - AirLink Synapse Control System with 10-20' Motion Sensor ** ALSCS05 - AirLink Synapse Control System with 30-42' Motion Sensor * ALSCS06 - AirLink Synapse Control System Wall / Satellite with 20-42' Motion Sensor ** **Photocontrol Ready Wireless Controls** CR7 - 0-10v Dimming Photocontrol (Locking Receptacle) BRS0001 - Integral Motion Sensor 0-10' (120-277v) ** BRS0002 - Integral Motion Sensor 10-20' (120-277v) ** BRS0003 - Integral Motion Sensor 30-42' (120-277v) ** BRS0004W - Integral Motion Sensor 0-10' (347-480v) **† BRS0005W - Integral Motion Sensor 10-20' (347-480v) **† BRS0006W - Integral Motion Sensor 30-42' (347-480v) **† CR7P - 7 Pin Control Receptacle ANSI C136.41 * **Button Type Photocells** PC105 - 120V PC208-277 - 208-277V PC347 - 347V	(Blank) - None IL - Integral Louver HSS*

*CR7 Option Required for Photocontrol Ready Luminaires
LSI Industries Inc. 10000 Alliance Rd. Cincinnati, OH 45242 • www.lsi-industries.com • (513) 372-3200 • LSI Industries Inc. All Rights Reserved. 12/10/18

Mirada Medium - MRM Outdoor LED Area Light

Accessory Ordering Information

Description	Order Number	Description	Order Number
PC105 Photocell for use with CR7P option (120V)*	12G214	Pole Quick Mount Bracket - Square Pole**	BKTSPQLR
PC208-277 Photocell for use with CR7P option (208V, 240V, 277V)*	12G215	Pole Quick Mount Bracket - 4x4" Round Pole**	BKMUMCLR
PC347 Photocell for use with CR7P option (347V)*	12G216	10" TS Pole Quick Mount Bracket - Square Pole**	BKMSQCLR
PC480 Photocell for use with CR7P option (480V)*	12G218G	10" TS Pole Quick Mount Bracket - 4x4" Round Pole**	BKMRDCLR
ALSC UNV TLS - Airlink Wireless Twist Lock Controller*	9W1438	BKS-XMD-WM-10" - SLIP Wall Mount Bracket**	BKSYSBCLR
ALSC UNV TLT - Airlink TPN Twist Lock Controller*	9W1410	BKA-XMA-XALM-CLR	8327B1
PMOD24 - 24V Pole-Mount Occupancy Sensor (ALSCR Compatible)**	BKSDMALR	PB120 - Single Fusing (120V)	12C138 *†
DMSPC1 Remote Configuration Tool	9W1809	PB277 - Single Fusing (277V)	12C177 *
IL - Integral Louver HSS	9W4012	DFU002 - Double Fusing (480V)	12F0003 *
Universal Mounting Bracket (UMB)**	BKMTUMCLR	FU347 - Single Fusing (347V)	12G347 *
Adjustable Slip Fitter (ASF)**	BKMSQSCLR		

FOOTNOTES:
1 - Not available on "Type 5" distribution.
2 - Consult factory for availability.
3 - Only available in 3K and 13L Lumen Packages
4 - Not for Wet Locations
5 - Consult Factory for DSc Listed
6 - DMS is field adjustable, via a hand held Remote Configurator Tool, which must be ordered separately. See Accessory Ordering information.
7 - Control device must be ordered separately. 7 pin standard. See Accessory Ordering Information.
8 - Accessories are shipped separately and field installed.
9 - Not available in Amber Phosphor Converted Fixtures.
10 - "CLR" denotes finish. See Finish options.
11 - Not available in UMQ.
12 - Fusing must be located in hand hole of pole.

Accessories/Options

Integral Louver (IL)

Accessory Integral Louver available for improved back-light control without sacrificing street side performance. LSI's Integral Louver (IL) option delivers backlight control that significantly reduces light spill behind the luminaire while maintaining a comfortable luminaire appearance. The integrated louvers' design maximizes forward-reflected light while reducing glare, maintaining the optical distribution selected, and most importantly, eliminating light trespass. IL rotates with optical distribution.

Luminaire Shown with Integral Louver (IL)

7 Pin Photoelectric Control

7-pin ANSI C136.41-2013 control receptacle option available for twist lock photocontrols or wireless control modules. Control accessories sold separately. Dimming leads from the control module can be connected to the other dimming leads (Contact factory for scheme wiring).

Fixture Shown with CR7P

Optics Rotation

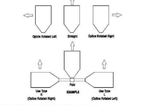

 LSI Industries Inc. All Rights Reserved.

Mirada Medium - MRM Outdoor LED Area Light

Stand-alone Controls: Occupancy Sensor (IMS)

The integral passive infrared motion sensor activates switching of luminaire light levels. Standard Factory settings: High level light is activated and increased to full bright upon detection of motion. Lowlight level (10% maximum drive current) is activated when target zone is absent of motion activity for ~5 minutes. See coverage diagram for detection zone.

The Remote Configurator Tool allows for easy and safe programming of each luminaire from ground level. See the Remote Configurator User Guide for programming instructions.

When ordering the Stand-alone Occupancy Sensor on the fixture, you must include IMS (see ordering guide for mounting height options) as the controls option in the fixture nomenclature.

To order as a motion sensor with the AirLink Wireless Control System, see ordering guide under "Wireless Controls System" and select the ALSCS controls option with the desired mounting height.

IMS Coverage Diagrams

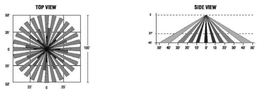

Remote Configurator Tool

Luminaire Shown with IMS

 LSI Industries Inc. All Rights Reserved. 12/10/18

Mirada Medium - MRM Outdoor LED Area Light

AirLink™ enabled by Synapse®

The AirLink enabled by Synapse Wireless Lighting Control System is the perfect solution for commercial, industrial and municipal applications, such as auto dealerships, parking lots, garages, shopping complexes and warehouses.

AirLink utilizes robust wireless communication via 2.4 GHz Self-Healing Mesh Network which not only increases reliability and accuracy of system, but also eliminates single point of failure.

The flexibility of the system make it perfect for new construction and retrofit projects. The user-friendly AirLink web application is accessible through any device with an Internet connection and allows for complete customization of the system's features.

Some capabilities of the system include: occupancy/vacancy sensing, daylight harvesting, scheduling, high-end trim, dimming, zone control, BMS integration and energy monitoring.

The AirLink System

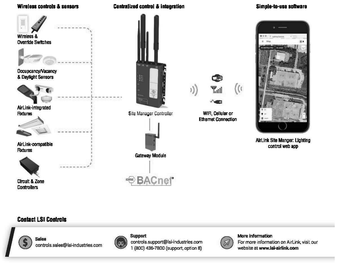

Contact LSI Controls

Sales: controls.sales@lsi-industries.com

Support: controls.support@lsi-industries.com | (800) 436-7800 (support option 6)

More information: For more information on AirLink, visit our website at www.lsi-airlink.com

 LSI Industries Inc. All Rights Reserved.

Mirada Medium - MRM Outdoor LED Area Light

poles & Brackets

LSI offers a full line of poles and brackets to complete your lighting assembly. Our USA manufacturing facility has the same high quality standards for our poles and brackets as we do our lighting fixtures.

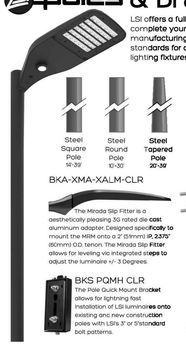

Steel Square Pole 14'-39' | Steel Round Pole 10'-30' | Steel Tapered Pole 20'-39'

BKA UMB CLR
The 3G rated Universal Mounting Bracket (UMB) allows for seamless integration of LSI Luminaires onto existing or new construction poles. The UMB bracket was designed specifically for square or round (tapered/ straight) poles with (2) mounting hole spaces between 33-9".

BKA-XMA-XALM-CLR
The Mirada Slip Fitter is a aesthetically pleasing 3G rated die cast aluminum adapter. Designed specifically to mount the MRM onto a 2" (51mm) IR, 2.375" (60mm) O.D. tenon. The Mirada Slip Fitter allows for leveling via integrated steps to adjust the luminaire +/- 3 Degrees.

BKA ASF CLR
The adjustable Slip Fitter is a 3G rated rugged die cast aluminum adapter to mount LSI luminaires onto a 2" (51mm) IR, 2.375" (60mm) O.D. tenon. The Adjustable Slip Fitter can be rotated 180° allowing for tilting LSI luminaires up to 45° and 90° when using a vertical tenon.

BKS PQMH CLR
The Pole Quick Mount Bracket allows for lightning fast installation of LSI luminaires onto existing and new construction poles with LSI's 3" or 5" standard bolt patterns.

BKS PQM5 CLR
The Pole Quick Mount Bracket allows for preset 15° uplift of LSI luminaires for greater throw of light and increased vertical illumination as well as fast installation onto poles with LSI's 3" or 5" bolt pattern.

 LSI Industries Inc. All Rights Reserved. 12/10/18

TYPE 8

VOLTAIRE MINI ARCHITECTURAL WALL PACK — VWM LED

TYPE:	LOCATION:
REV DATE:	NOTES:

SAMPLE: VWM H - L20/740 - T3 - DBZ - SDGL - OPTIONS - DIM - UNV

SERIES | TYPE | LED PACKAGE | DISTRIBUTION | FINISH | SHIELDING | OPTIONS | DRIVER | VOLTAGE

CROSS SECTIONS

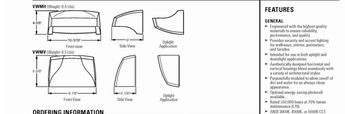

ORDERING INFORMATION

SERIES: VWM Voltaire Mini Architectural Wall Pack

TYPE: H Horizontal; V Vertical

LED PACKAGE

Example: L17740			
LED/PK OPTIONS	NOMINAL LUMENS	MINIMUM CRI	SYSTEM WATTAGE
L10	1,000	70 CRI	10
L17	1,700	70 CRI	16
L20	2000	730 - 70 CRI, 3000K 740 - 70 C