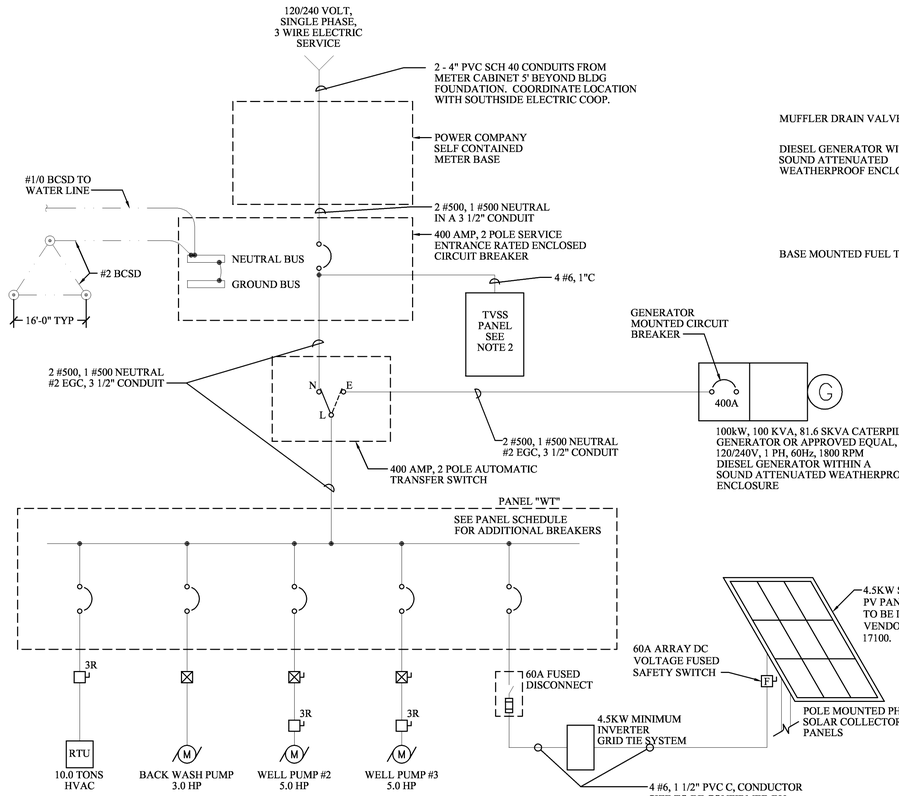


## ELECTRICAL SERVICE RISER DIAGRAM

NO SCALE

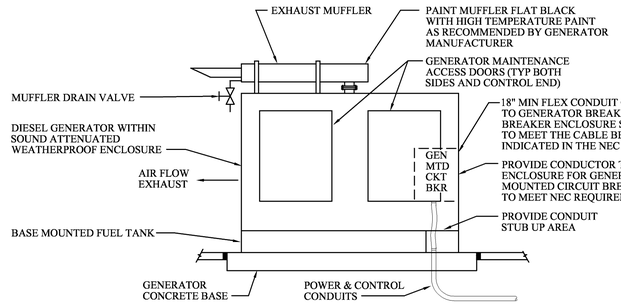


## GENERATOR ELEVATION

NOT TO SCALE

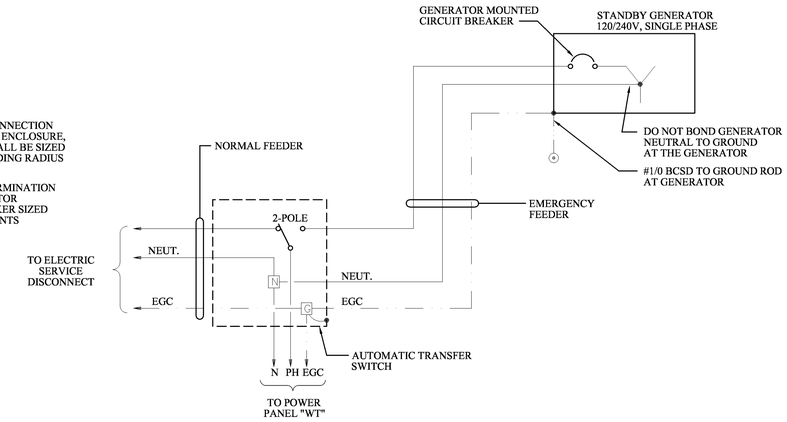


## CONNECTION DIAGRAM - NEUTRAL & GROUND CONDUCTORS

NO SCALE

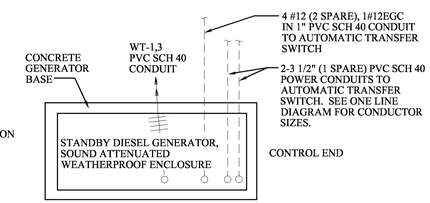


## GENERATOR PLAN

NOT TO SCALE

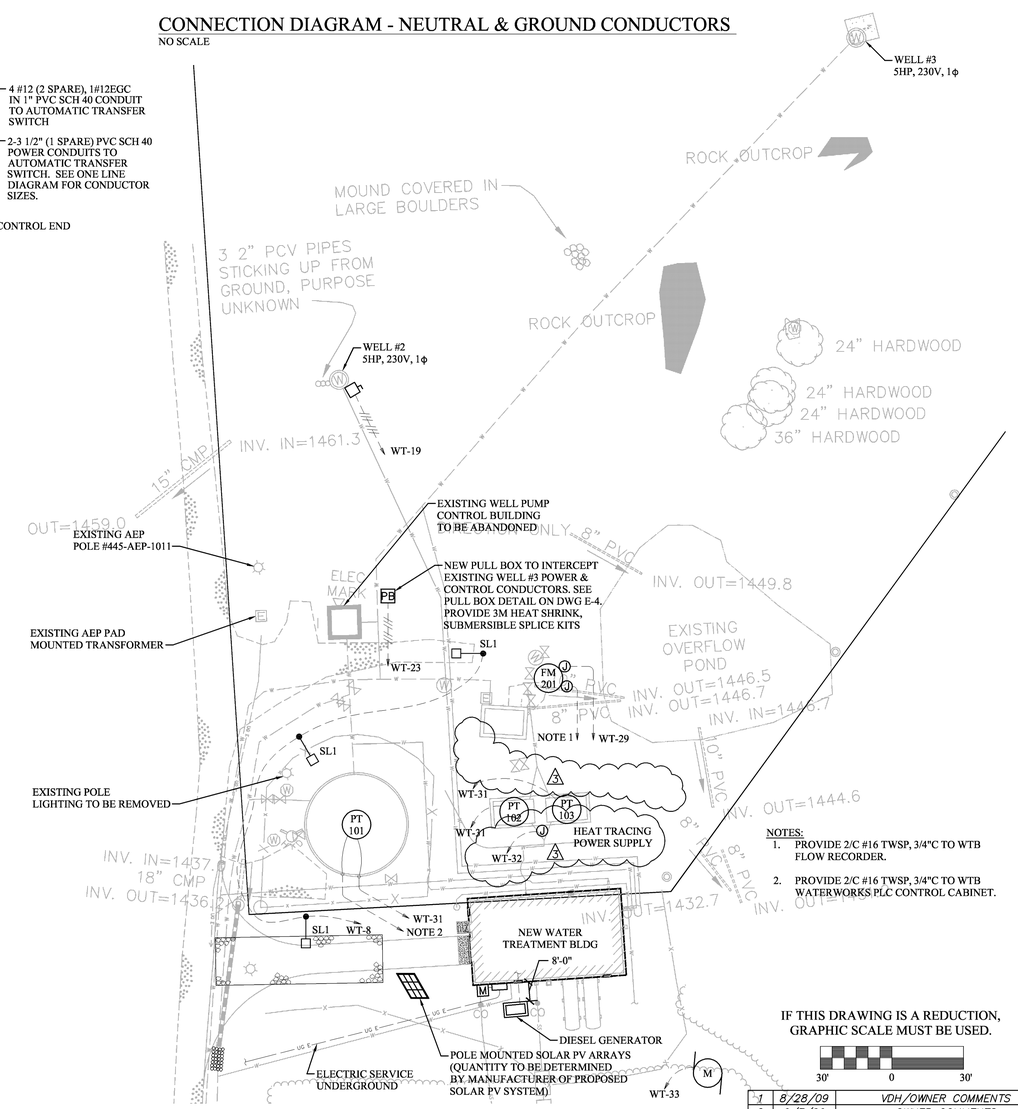


NOTES:

1. PROVIDE 2/C #16 TWSP, 3/4"C TO WTB FLOW RECORDER.
2. PROVIDE 2/C #16 TWSP, 3/4"C TO WTB WATERWORKS PLC CONTROL CABINET.

IF THIS DRAWING IS A REDUCTION, GRAPHIC SCALE MUST BE USED.

30' 0 30'

## SITE PLAN

SCALE: 1" = 30'-0"

ABBREVIATIONS

| | |
|---|---|
| A,AMP | AMPERE |
| AFF | ABOVE FINISHED FLOOR |
| AFG | ABOVE FINISHED GROUND |
| ATS | AUTOMATIC TRANSFER SWITCH |
| BCSD | BARE COPPER SOFT DRAWN |
| BKR | BREAKER |
| C | CONDUIT |
| CKT | CIRCUIT |
| CONC | CONCRETE |
| DWG | DRAWING |
| EGC | EQUIPMENT GROUNDING CONDUCTOR |
| FM | FLOW METER |
| GEN | GENERATOR |
| GFI | GROUND FAULT INDICATOR |
| HP | HORSEPOWER |
| HZ | HERTZ |
| kcmil | THOUSAND CIRCULAR MILS |
| kVA | KILOVOLT AMPERE |
| kW | KILOWATT |
| MCA | MINIMUM CIRCUIT AMPS |
| MIN | MINIMUM |
| MISC | MISCELLANEOUS |
| MOCP | MINIMUM OVER CURRENT PROTECTION |
| MTD | MOUNTED |
| NEC | NATIONAL ELECTRICAL CODE |
| NEMA | NATIONAL ELECTRICAL MANUFACTURER'S ASSOCIATION |
| N, NEUT | NEUTRAL |
| OHE | OVERHEAD ELECTRIC |
| PH | PHASE |
| PSKVA | PEAK STARTING KILOVOLT AMPERES |
| PT | PRESSURE TRANSDUCER |
| PVC | POLYVINYL CHLORIDE CONDUIT |
| RMS | ROOT MEAN SQUARE |
| SCH | SCHEDULE |
| SYM | SYMMETRICAL |
| TVSS | TRANSIENT VOLTAGE SURGE SUPPRESSION |
| TWSP | TWISTED SHIELDED PAIR |
| TYP | TYPICAL |
| UGE | UNDERGROUND ELECTRIC |
| V | VOLTS |
| W | WIRE |
| WP | WEATHERPROOF |
| WTB | WATER TREATMENT BUILDING |
| XFMR | TRANSFORMER |

LEGEND

- HOMERUN TO POWER PANEL
- CONDUIT RUN
- CONDUIT RUN BELOW GRADE
- TICK MARKS: INDICATE NUMBER CONDUCTORS IN A CONDUIT IN ADDITION TO EGC. NO TICK MARKS INDICATE TWO CONDUCTORS IN ADDITION TO EGC.
- CONDUIT TURNING UP
- CONDUIT TURNING DOWN
- POLE MOUNTED LIGHT FIXTURE
- S SINGLE POLE SWITCH
- DUPLEX RECEPTACLE
- J JUNCTION BOX
- M MOTOR
- WELL PUMP MOTOR MINDER W/ CONTACTOR
- SAFETY SWITCH, NONFUSIBLE
- MOLDED CASE CIRCUIT BREAKER
- N E L AUTOMATIC TRANSFER SWITCH
- COPPER CLAD ½" DIAMETER X 10' LONG GROUND ROD, PROVIDE 24" OF COVER
- GROUND
- PT PRESSURE TRANSDUCER
- FM FLOW METER
- LSL LEVEL SWITCH LOW
- LSH LEVEL SWITCH HIGH

GENERAL NOTES:

1. CONTRACTOR SHALL COORDINATE ALL ELECTRICAL UNDERGROUND WORK WITH ALL OTHER CONTRACT DRAWINGS.
2. TRANSIENT VOLTAGE SURGE SUPPRESSION PANEL (TVSS) SHALL BE MODEL NUMBER CURRENT GUARD #CGP100-120/240-2G ENCLOSURE AS MANUFACTURED BY CURRENT TECHNOLOGY OR APPROVED EQUAL.

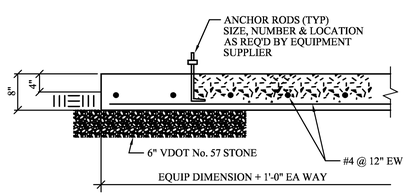


## GENERATOR BASE DETAIL

NOT TO SCALE

NOTES:

CONCRETE COMPRESSIVE STRENGTH, fc' = 4,000 psi @ 28 DAYS
REINFORCING STEEL, fy = 60,000 psi

PROVIDE WIRING FROM THE FOLLOWING CONTACTS TO THE PLC PANEL FOR GENERATOR ALARMS:

GENERATOR FAILURE
AUTOMATIC TRANSFER SWITCH STANDBY POSITION
WATER PLANT ON GENERATOR
GENERATOR BATTERY CHARGER FAILURE
GENERATOR LOW FUEL LEVEL
GENERATOR FUEL LEAK DETECTION


* ENGINEERING >> SURVEYING >> PLANNING
HURT & PROFFITT INCORPORATED
2524 LANGHORNE ROAD
LYNCHBURG VA 24501
800.242.4906 TOLL FREE
434.847.7796 MAIN
434.847.0047 FAX


# SITE PLAN & SERVICE RISER DIAGRAM-ASBUILT FOR TOWN OF BOONES MILL WATER SYSTEM REPLACEMENT

TOWN OF BOONES MILL, BOONE DISTRICT, FRANKLIN COUNTY, VA

| | |
|---|---|
| PROJECT NO. | 20080815 |
| G.L. NO. | 297-03-A3 |
| FILE NO. | G-12675 |
| DATE: | 09/24/09 |
| DRAWN BY: | WKH/RNM |
| CHECKED BY: | WKH/BLC |

HURT & PROFFITT

| | | |
|---|---|---|
| 1 | 8/28/09 | VDH/OWNER COMMENTS |
| 2 | 9/3/09 | OWNER COMMENTS |
| 3 | 10/7/09 | ADDENDUM #2 |
| 4 | 11/17/09 | FRANKLIN COUNTY COMMENTS |
| 5 | 3/14/12 | ASBUILTS |

SHEET NO.
E1

Mar 14, 2012 – 4:11pm V:\LandProjects\20080815\dwg\Asbuilts-WTP\ASBUILT-Electrical.dwg