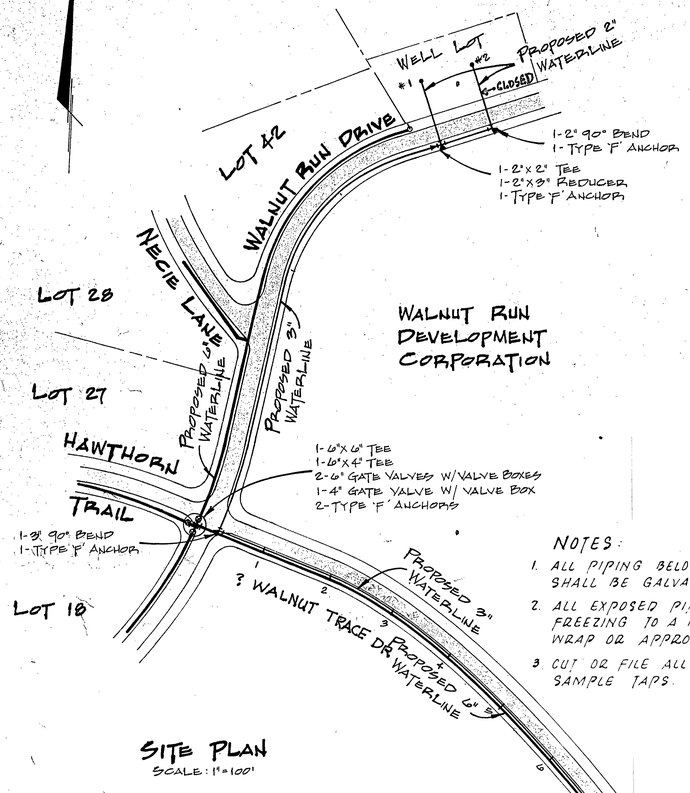

SITE PLAN
SCALE: 1"=100'

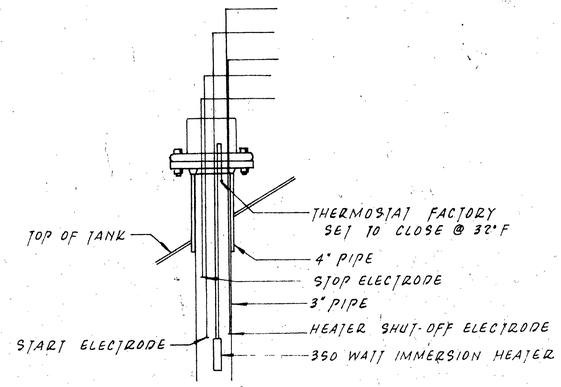

ELECTRODE HOLDER @ WATER STORAGE TANK
OBSOLETE

NOTES:

1. ALL PIPING BELOW GRADE AND UNDER CONCRETE SLAB SHALL BE GALVANIZED STEEL OR DUCTILE IRON.
2. ALL EXPOSED PIPING SHALL BE INSULATED TO PREVENT FREEZING TO A DEPTH 3' BELOW GRADE W/ CERTAINTEED WRAP OR APPROVED EQUAL.
3. CUT OR FILE ALL THREADS FROM DISCHARGE OF SAMPLE TAPS.

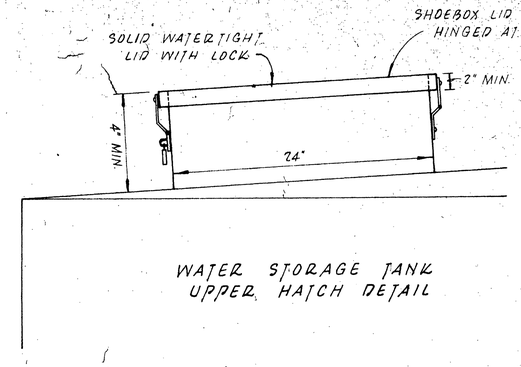

WATER STORAGE TANK UPPER HATCH DETAIL

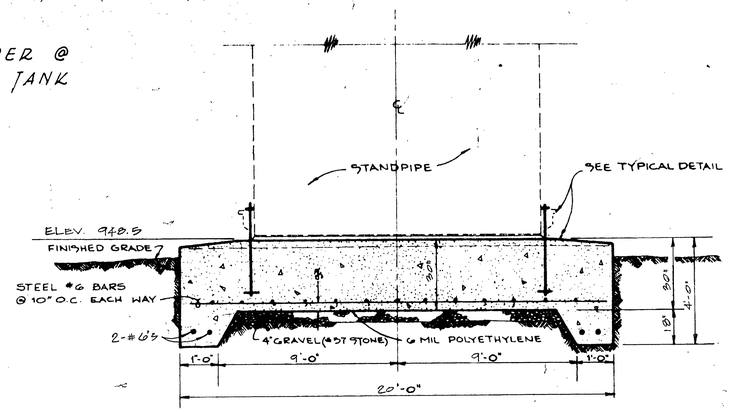

SECTION
NO SCALE

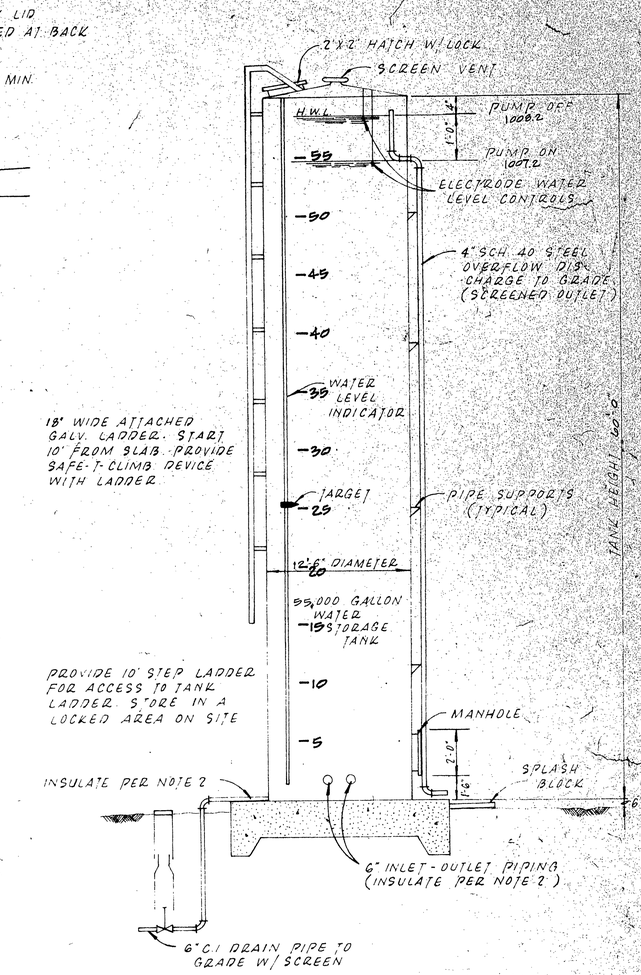

WATER STORAGE TANK ELEVATION

GALVANIZED STEEL OR DUCTILE IRON PIPE SHALL BE USED FOR ALL ABOVE GRADE PIPING AT THE WELL AND AT THE STANDPIPE STORAGE TANK.

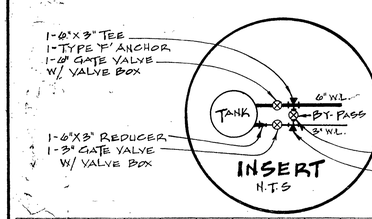

INSERT
N.T.S

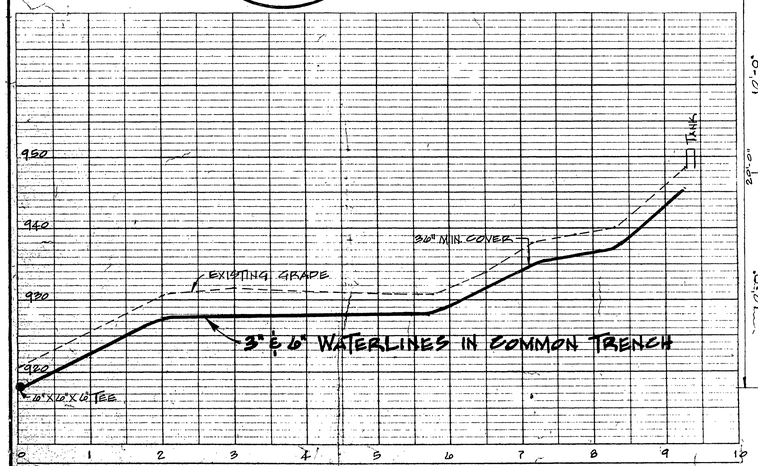

PROFILE TO TANK

SCALE
HORIZ. 1"=100'
VERT. 1"=10'

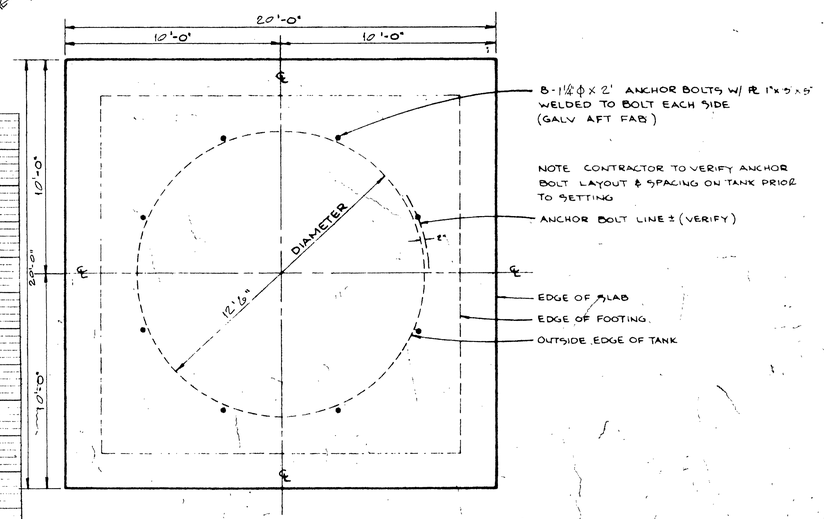

FOUNDATION PLAN
NO SCALE

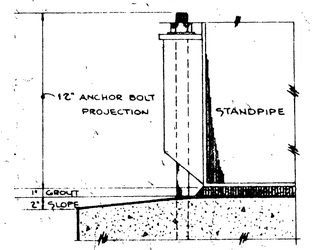

TYPICAL DETAIL
NO SCALE

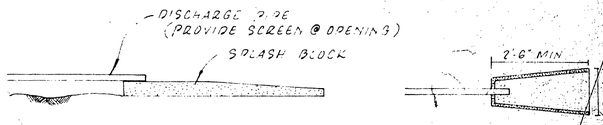

EROSION CONTROL
ALL BLOW-OFFS AND DISCHARGES EMPTY INTO SPLASH BLOCKS

Berkley Howell & Assoc. ENGINEERS • SURVEYORS • PLANNERS		
SCALE:	APPROVED BY:	DRAWN BY
DATE: 10-1-87		REVISED 12-1-87
WALNUT RUN CENTRAL WATER SYSTEM		
MISC. DETAILS		DRAWING NUMBER 7 OF 9

24 X 36 PRINTED ON NO. 1000H CLEARPRINT

212132