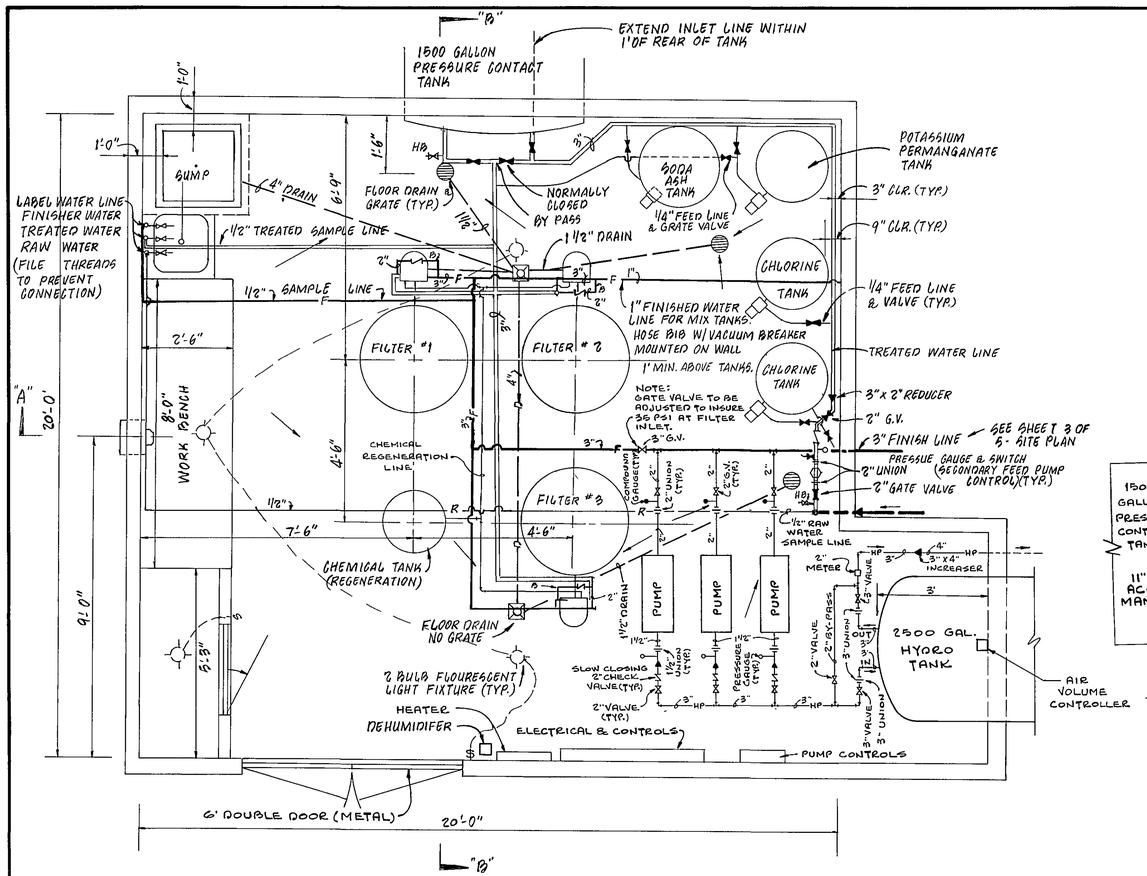

PLAN

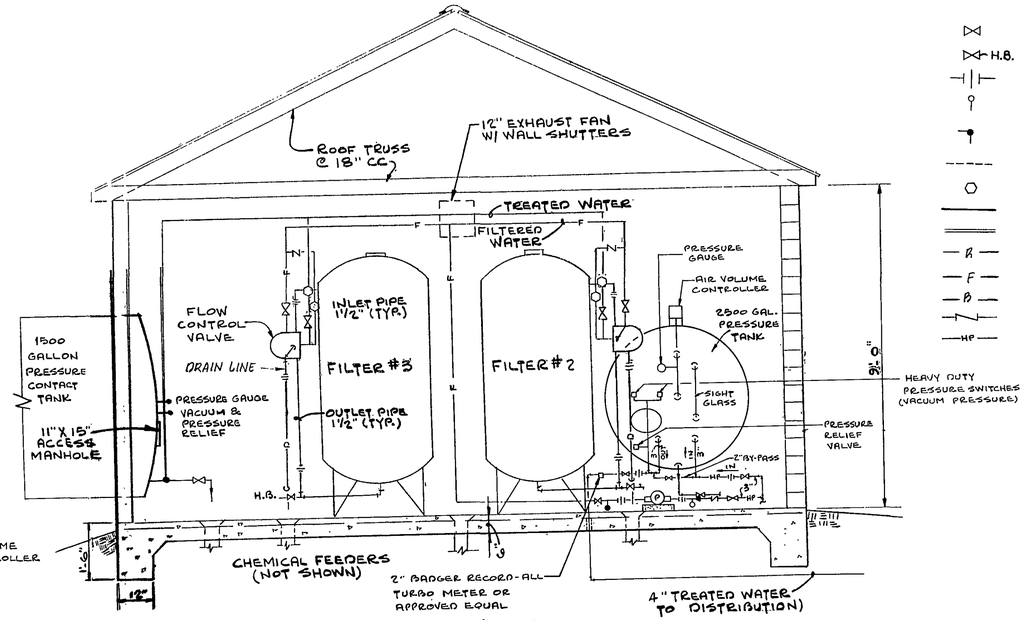

SECTION "B-B"

LEGEND

⋈	VALVE
⋈ H.B.	HOSE BIB
⊣|⊢	UNION
	PRESSURE GAUGE
	PIPING BEND (PLAN VIEW ONLY)
-----	PIPING UNDERGROUND
⬡	METER
———	PIPING OVERHEAD
═══	TREATED WATER
— R —	RAW WATER
— F —	FINISHED WATER
— B —	BACK WASH LINE
	CHECK VALVE
—HP—	HIGH PRESSURE WATER

NOTE:

1. BUILDING TO BE CONSTRUCTED WITH DIMENSIONS SHOWN ON THIS PLAN. ARCHITECTURAL AND STRUCTURAL PLANS TO BE PROVIDED BY OWNER.
2. ALL PIPING TO BE ADEQUATELY SUPPORTED AT 5 FOOT INTERVALS MINIMUM.

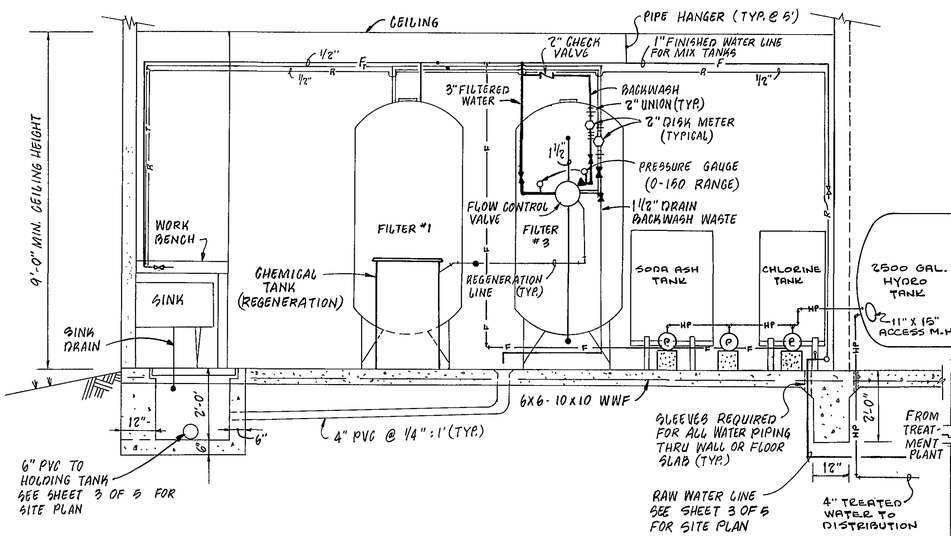

SECTION " A-A"

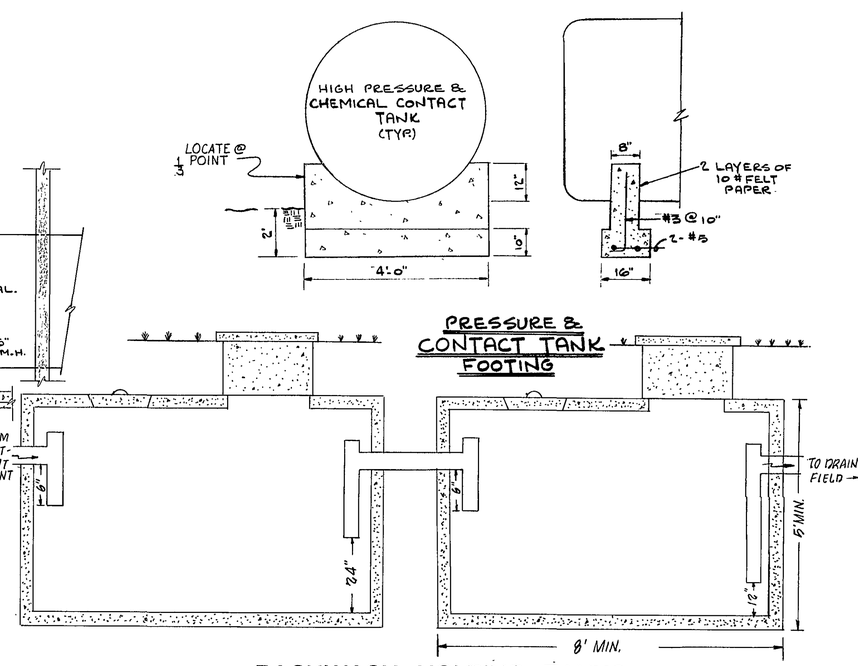

BACKWASH HOLDING TANKS

NO SCALE

COMMONWEALTH OF VIRGINIA
GARY LEE ROBERTSON
No. 14508
PROFESSIONAL ENGINEER

REVISION	DATE	DESCRIPTION

DESIGNED G.L.R.
DRAWN V.B.
CHECKED

WAVERLY WATER SYSTEM
WATER TREATMENT FACILITIES

SNYDER- HUNT CORPORATION

BUFORD T LUMSDEN & ASSOCIATES, P.C.
ENGINEERS-SURVEYORS
ROANOKE, VIRGINIA

SCALE: NONE
COMM: #88-248
DATE: 24 MAR., 1989
SHEET 5 OF 8