PLAN			
NOTE BOOK	SURVEYED	PLOTTED	ALIGNMENT CHECKED
No.	BY	DATE	BY	DATE

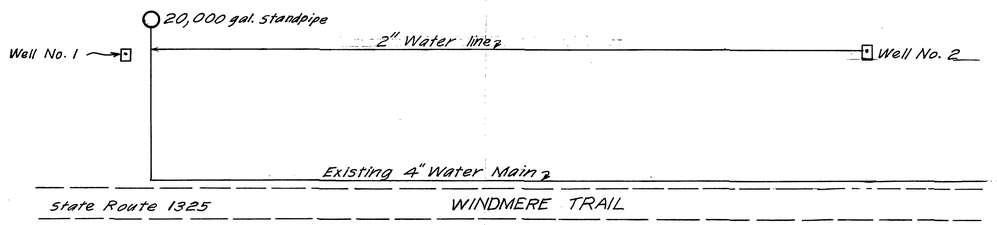

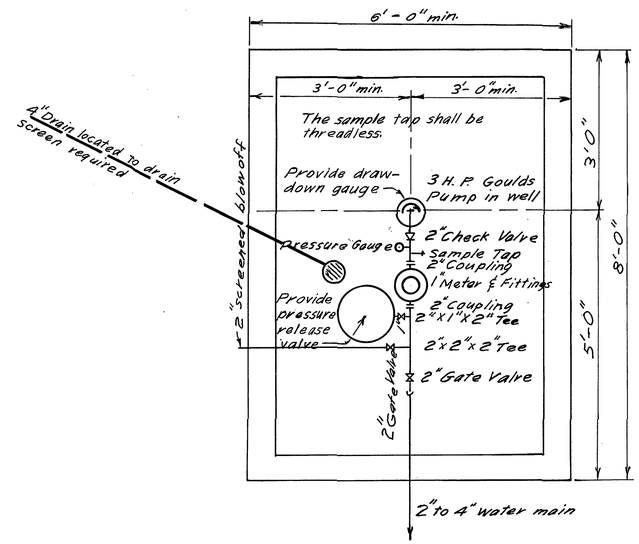

WELL HOUSE NO. 2

NOT TO SCALE

SPECIFICATIONS:

1. The floor of the well house shall be a 6" concrete slab reinforced with #4 reinforcing bars on 12" centers both ways. The floor shall be above grade and sloped ¼" per foot to a 4" floor drain.
2. The well house shall be provided with a light . A heater shall be provided to prevent freezing.
3. The roof over the well shall be constructed in such manner that it can be easily removed.
4. The area around the well house shall be graded so that any water will flow away from the building.
5. A 3 H.P. Goulds Submersible Pump Model No. 30T03412 as manufactured by Goulds Pumps, Inc., Seneca Falls, N.Y. 13148 or approved equal shall be installed in the well and shall be operated by a float switch in the 20,000 gallon standpipe.
6. The well shall be provided with a sanitary seal with a screened vent elbowed down.
7. The well casing shall extend a minimum of 12" above the finished floor.
8. The water meter shall be a 1" Badger Recordall Easy-Read Meter, Model RCDL70 as manufactured by Badger Meter, Inc., 4545 West Brown Deer Road, Milwaukee, Wisconsin 53223 or approved equal by the Engineer.
9. A section of pipe with fittings (That will fit in the space where the meter is located) shall be provided in the building for use in repairing the meter.
10. The well shall be disinfected by pouring a liquid chlorine solution into the well until there is 0.9 pounds of chlorine available and letting the mixture remain in the well for 24 hours. After the well has been thoroughly pumped and all the chlorine has been removed, the well shall be tested for bacteriological contamination. A series of 9 bacteriological samples shall be taken from the well and if bacteria is found an additional 11 (eleven) samples shall be taken to determine the Most Probable Number (MPN).
11. All pipe, valves, fittings, etc. shall be Class 125 according to ASTM specifications and disinfected in accordance with AWWA requirements.
12. All well discharge piping above grade shall be galvanized steel.
13. All PVC pipe used below grade shall be approved by the National Sanitation Foundation for potable water use.
14. All the screen wire used on the vent, drains, etc. shall be as fine as four mesh and made of non-corrodible wire.
15. Any work done prior to approval of plans and specifications by the State Department of Health will be at the sole risk of the developer.

PROFILE			
NOTE BOOK	SURVEYED	PLOTTED	GRADES CHECKED
No.	BY	DATE	BY	DATE
			STRUCTURE NOTATIONS CHECKED

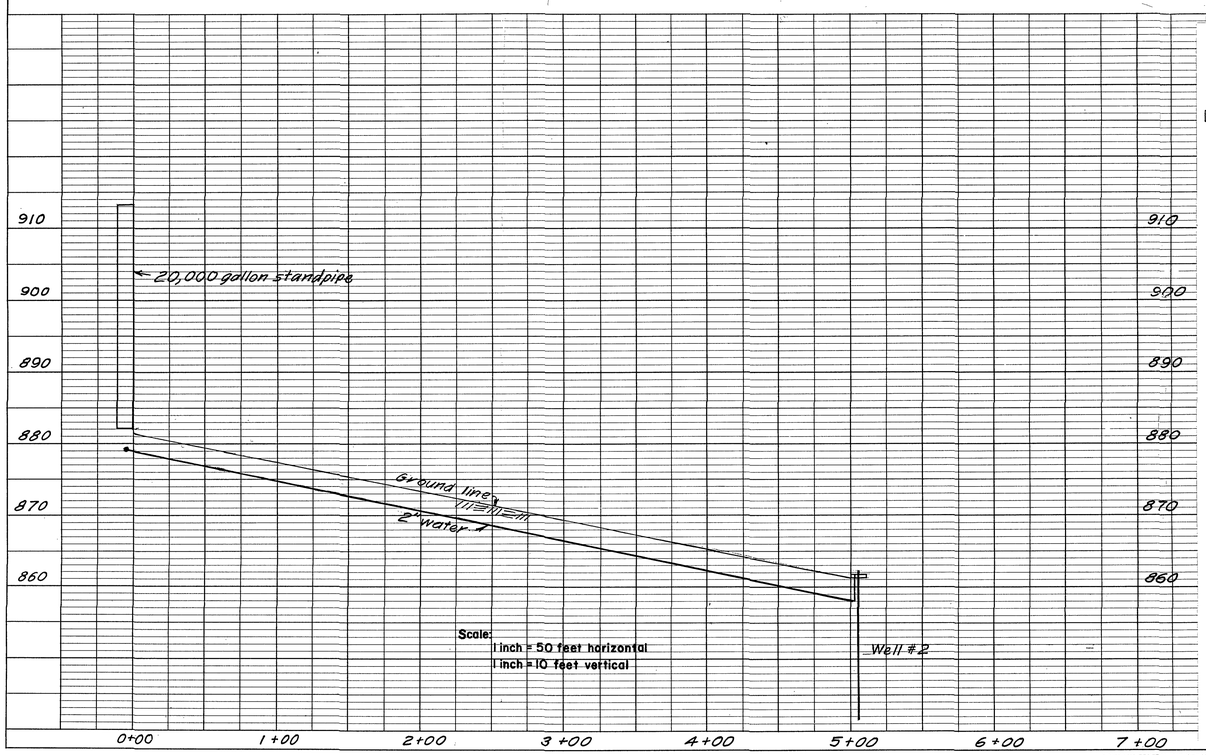

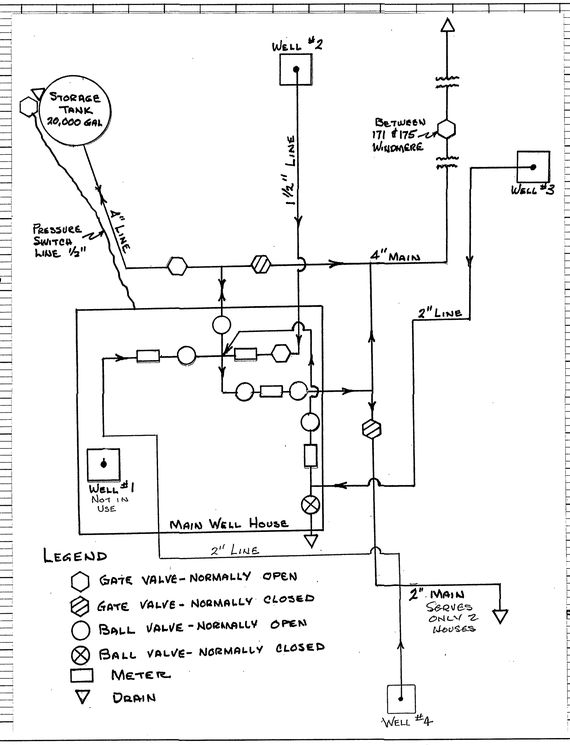

WELL HOUSE NO. 2
to serve
WINDMERE POINT SUBDIVISION
for
WINDMERE, LTD.
GILLS CREEK MAG. DIST.
FRANKLIN CO., VIRGINIA

Prepared by
William L. Law, Civil Engineer, Va. Cert. No. 1296
Box 361, Route 1, Bassett, Virginia 12055
July 20, 1987

COMMONWEALTH OF VIRGINIA
WILLIAM L. LAW
CIVIL ENGINEER
CERTIFICATE NO. 1296
LICENSED PROFESSIONAL ENGINEER

Revised June 20, 1991