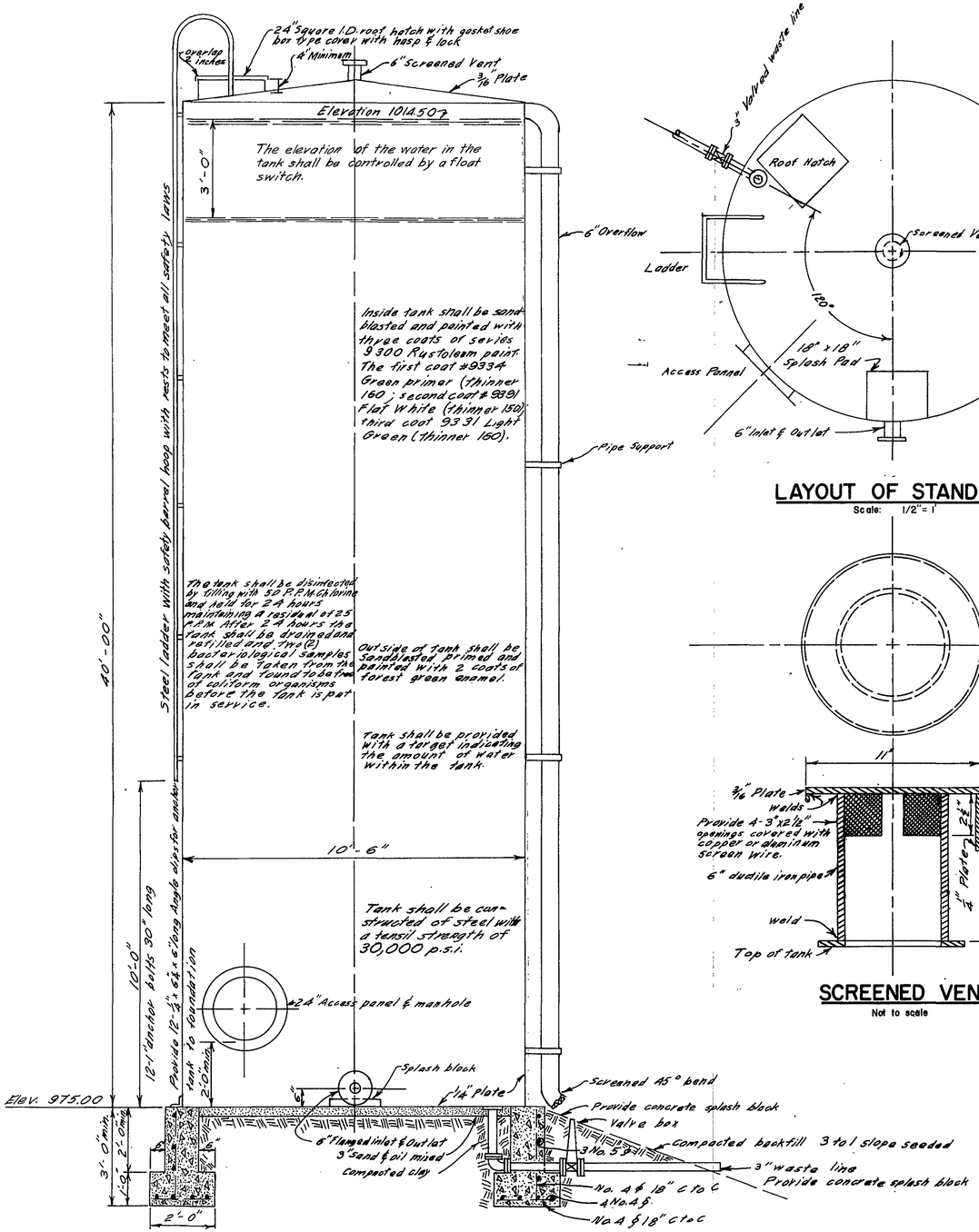

26,000 GALLON STANDPIPE

Not to scale
T# 0310405500
1145 Windlass Road

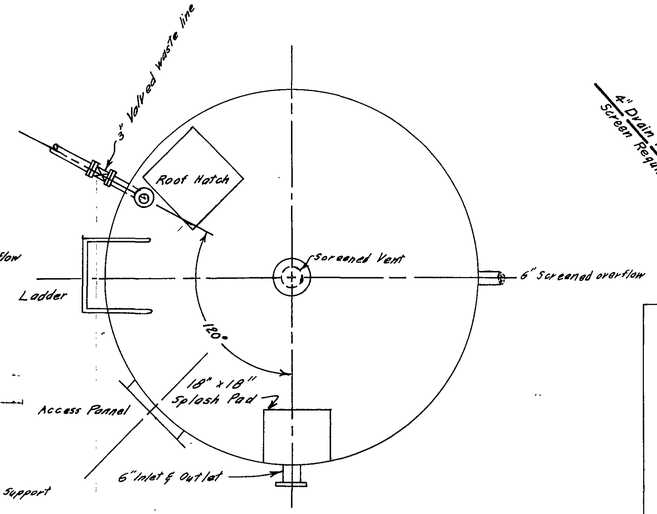

LAYOUT OF STANDPIPE

Scale: 1/2" = 1'

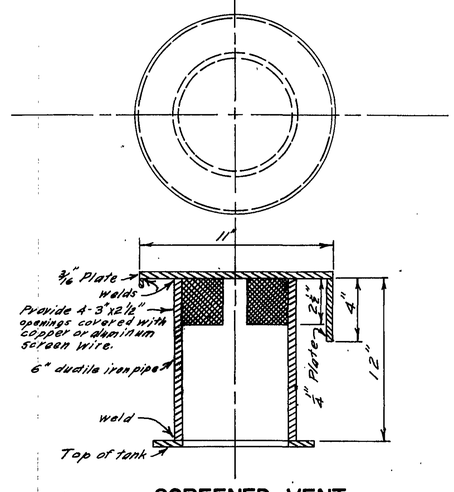

SCREENED VENT

Not to scale

Pumping heads for well #1 are from 169' to 359'.

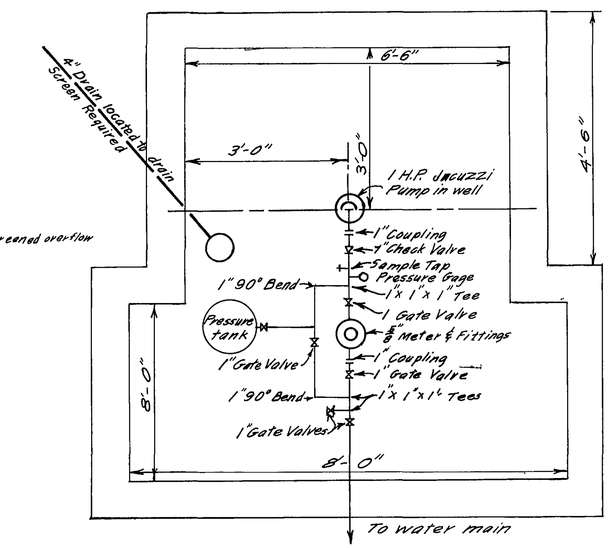

WELL NO.1 HOUSE LAYOUT

Not to scale
T# 0310405500
1145 Wiindless Road

Pumping heads for well #2 are from 156' to 334'.

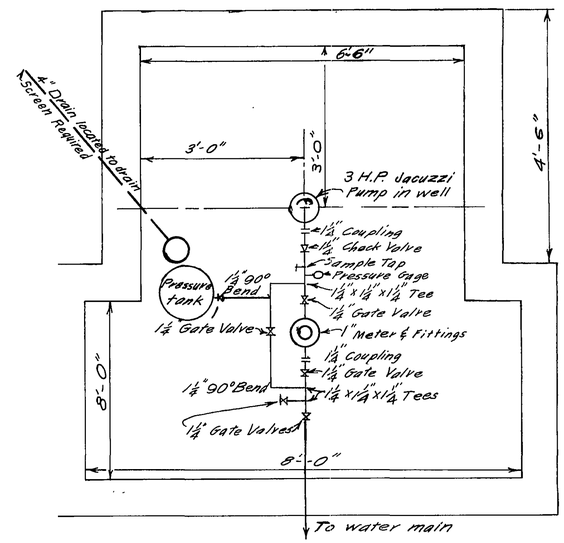

WELL NO.2 HOUSE LAYOUT

Not to scale
T# 0310405400
289 Anchor Drive

Well house notes:

1. The floor of the well house shall be a 6" concrete slab reinforced with #4 reinforcing on 12" centers both ways. The floor shall be above grade and slope 1/4 per foot to 4" floor drain.
2. Well shall be provided with a sanitary seal with a screened vent elbowed down.
3. The well casing shall extend a minimum of 12" above the finished floor.
4. The well house shall be provided with a light and heater to prevent freezing.
5. The roof over the 4'x6' portion of the house shall be constructed in such a manner that it can be easily removed.
6. The wells shall be disinfected by pouring liquid chlorine into the well until there is 0.9 pounds chlorine available and letting the mixture remain in the well for 24 hours. After the well has been thoroughly pumped and all the chlorine has been removed, the wells shall be tested for bacteriological contamination. A series of 9 bacteriological samples shall be taken from each well and if bacteria is found an additional 11 samples shall be taken to determine the Most Probable Number (MPN) examination.
7. The pump shall be operated by a float switch with heater.
8. All pipe, valves, fittings, etc. shall be metallic meeting ASTM specifications for class 125 and disinfected in accordance with AWWA requirements.
9. The area around the well houses shall be graded so that any water will flow away from the houses.

WELL DATA

	WELL NO.1	WELL NO.2
Static depth	128'	61'
Drawdown depth	317'	239'
Temperature	56°F	57°
Yield after 48 hrs. pumping	0.7 g.p.m.	19.0 g.p.m.

Note:
Wells tested on Sept. 26th thru Sept. 28th, 1978
All depths measured from top of casings.

Note:
All the screen wire used on the vent, overflow, drains & etc. shall be as fine as your mesh and made of non-corrodible wire.

T# 0310405500
1145 Windlass Rd - Va. Route 654

WATER SYSTEM
to serve
WATER FRONT SECTION 2
owned by
BREMBLE PROPERTIES, INC.
GILLS CREEK MAG. DIST.
FRANKLIN COUNTY, VIRGINIA

Storage Tank: Small Tank 26,000 gal.

Prepared by: William L. Law, Civil Engineer, Va. Cert. No. 1296
Route 1, Box 420, Bassett, Virginia 24055
August 31, 1978

SCALE: AS SHOWN

COMMONWEALTH OF VIRGINIA
WILLIAM L. LAW
CIVIL ENGINEER
CERTIFICATE No. 1296
Registered Professional Engineer

Revised February 15, 1979

Sheet 5 of 5