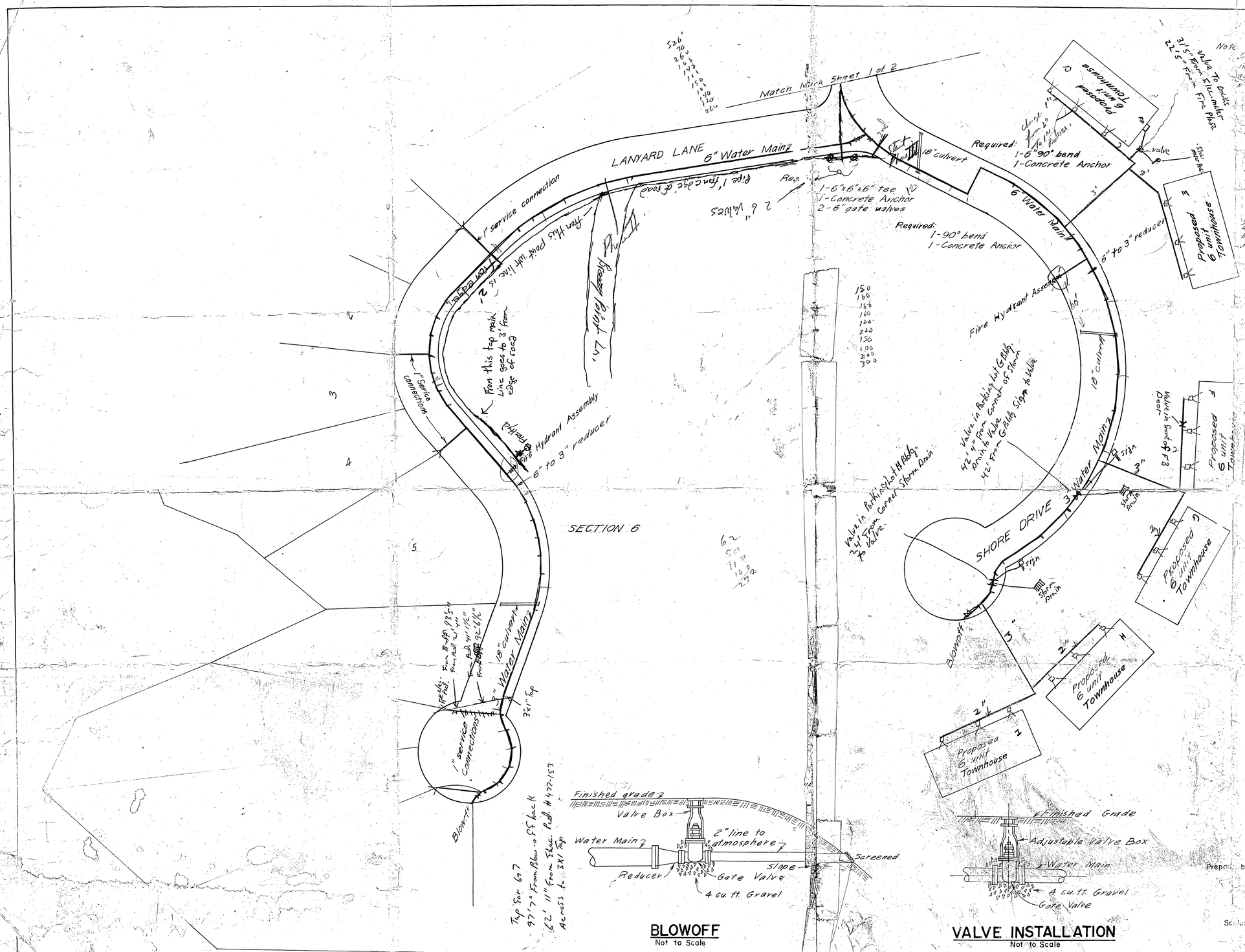

Note: Complete Fire Hydrant Assembly includes branch pipe and fittings, gate valve and box, concrete base and thrust block.

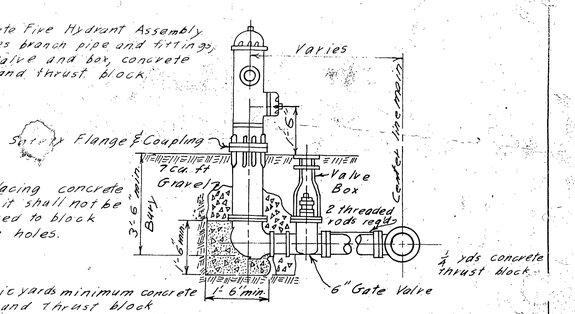

FIRE HYDRANT ASSEMBLY

Not to Scale

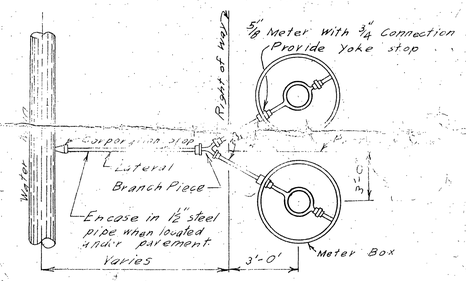

Note: Provide service saddle for all taps greater than 3/4". All taps shall be located so there is a minimum of at least 2' separation at main.

WATER SERVICE CONNECTIONS

Not to Scale

BLOWOFF

Not to Scale

VALVE INSTALLATION

Not to Scale

WATER SYSTEM

to serve

WATER FRONT SECTIONS 5 & 6

owned by

BREMBLE PROPERTIES, INC.
GILLS CREEK MAG. DIST.
FRANKLIN COUNTY, VIRGINIA

Prepared by William L. Law, Civil Engineer, Va. Cert. No. 1296
Box 420, Route 1, Bassett, Virginia 24055
December 15, 1981

Scale: 1 inch = 50 feet

COMMONWEALTH OF VIRGINIA
WILLIAM L. LAW
CIVIL ENGINEER
CERTIFICATE No. 1296
CERTIFIED PROFESSIONAL ENGINEER