

SEE SITE PLAN NORTH (C4)

SITE WORK NOTES:

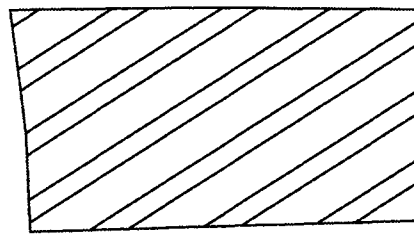
- 1. ALL UTILITY WORK SHALL BE IN ACCORDANCE WITH WESTERN VIRGINIA WATER AUTHORITY STANDARDS AND SPECIFICATIONS.
- 2. CONTRACTOR SHALL USE 45° BENDS OR LESS TO REDUCE PRESSURE LOSS, UNLESS NOTED OTHERWISE.
- 3. CONTRACTOR SHALL OBTAIN APPROVAL FROM THE AUTHORITY HAVING JURISDICTION FOR EROSION AND SEDIMENTATION PLANS AND PROCEDURES.
- 4. CONTRACTOR SHALL PROTECT ALL EXISTING NATURAL AND BUILT SITE FEATURES TO THE GREATEST EXTENT POSSIBLE. SITE ITEMS IMPACTED BY THE WORK OF THIS CONTRACT SHALL BE RESTORED TO THEIR FORMER CONDITION, AT NO ADDITIONAL COST TO THE GOVERNMENT.
- 5. ALL HEAVY EQUIPMENT AND PIPING MATERIALS SHALL BE STORED WITHIN LIMIT OF DISTURBANCE ALONG PROPOSED PIPELINE RATHER THAN IN STAGING AREA.
- 6. CONTRACTOR SHALL USE A TRENCH BOX OR OTHER SOIL RETENTION METHOD TO ENSURE MAXIMUM 20' LIMIT OF DISTURBANCE AT ALL AREAS. CONTRACTOR SHALL SUBMIT SEALED SHOP DRAWINGS AND CALCULATIONS FOR TRENCH BOX DESIGN BY A LICENSED PROFESSIONAL ENGINEER.
- 7. SEE SHEET C8 FOR WATER LINE DETAILS.
- 8. THE CONTRACTOR MUST LOCATE THE EXISTING UNDERGROUND ELECTRICAL AND WELL WATER LINES PRIOR TO GROUND DISTURBANCE. THESE UTILITIES SHALL BE LOCATED USING GROUND PENETRATING RADAR OR OTHER SIMILAR METHOD.
- 9. THE WELL WATER LINE WHICH ORIGINATES SOUTH OF THE SITE AND CONNECTS TO THE VISITOR'S CENTER SHALL REMAIN OPERABLE UNTIL THE NEW DOMESTIC WATER LINE IS INSTALLED, DISINFECTED, AND INSPECTED.

GENERAL CONSTRUCTION NOTES:

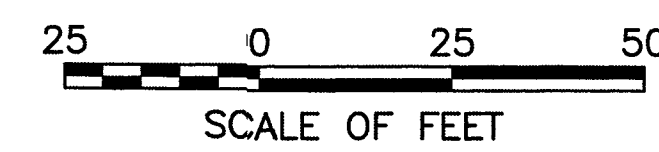
- 1. CALL MISS UTILITY BEFORE ANY GROUND DISTURBANCE.
- 2. PROTECT ALL EXISTING UTILITY LINES TO REMAIN.
- 3. PROTECT ALL EXISTING WATER LINES TO BE REPLACED UNTIL SUCH TIME AS THE NEW WATER LINE HAS BEEN CERTIFIED FOR USE BY THE WATER AUTHORITY.
- 4. CONTRACTOR SHALL MARK ALIGNMENT FOR NEW WATER LINE CONSTRUCTION ON THE GROUND AND SUBMIT PLAN FOR CONTRACTING OFFICER'S APPROVAL PRIOR TO STARTING WORK.
- 5. SITE SHALL BE RESTORED TO ITS EXISTING CONDITION UPON COMPLETION OF SITE ACTIVITIES. SITE SHALL BE CONSIDERED ACCEPTABLE UPON APPROVAL OF THE CONTRACTING OFFICER.
- 6. CONTRACTOR SHALL TEST PIT EXISTING WATER MAIN PRIOR TO PERFORMING WORK.

LEGEND


- PR. FIRE HYDRANT
- PR. FIRE DEPARTMENT CONNECTION
- PR. TEE JOINT
- PR. BEND
- PR. BLOW OFF VALVE
- PR. VALVE
- TEST PIT
- PR. WATER LINE
- LIMITS OF DISTURBANCE



STAGING AREA



SCALE OF FEET



1 ENLARGED SITE PLAN  
C5 SCALE: 1"=25'

DESIGNED: DH	SUB SHEET NO. C5	TITLE OF SHEET ENLARGED SITE PLAN SOUTH	DRAWING NO. 404 80032
SB			PMIS/PKG NO. 211607
TECH. REVIEW:			SHEET
DATE: 5/6/2016		VISITOR CENTER REHABILITATION BOOKER T. WASHINGTON NATIONAL MONUMENT	7 of 19

As-Built 8.17.17 K. Winslow