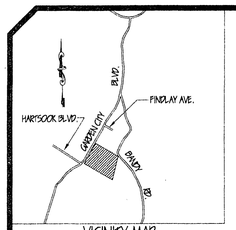

VICINITY MAP
NOT TO SCALE

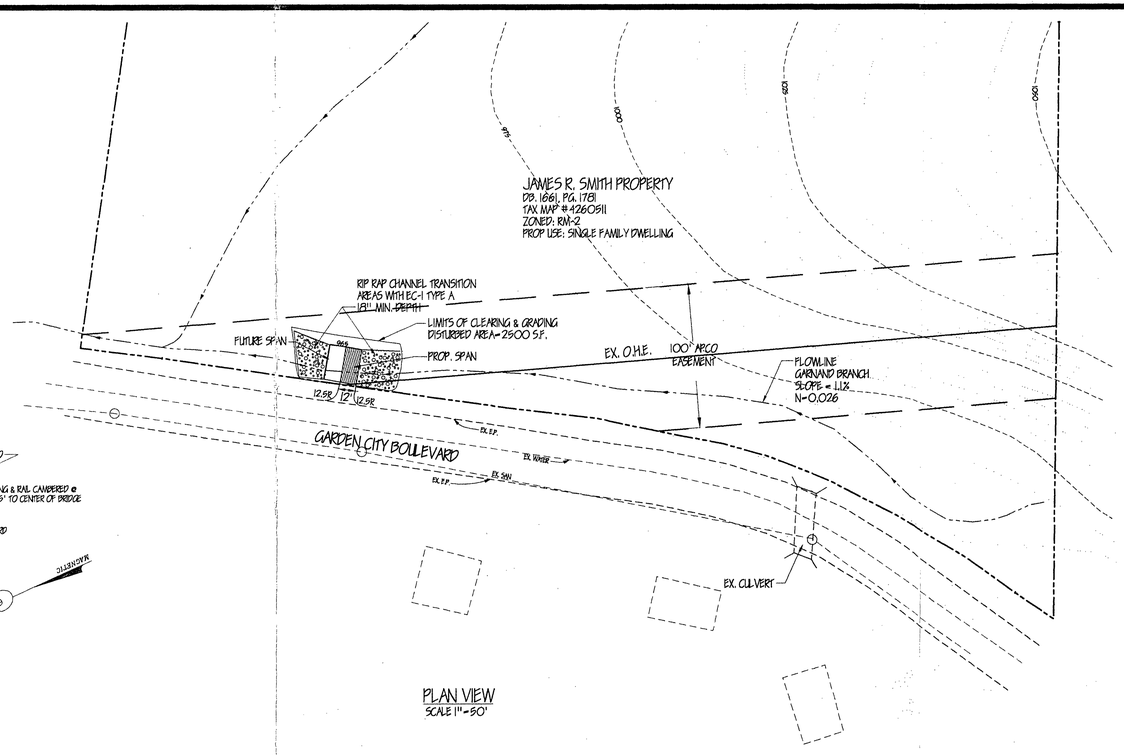

PLAN VIEW
SCALE 1" = 50'

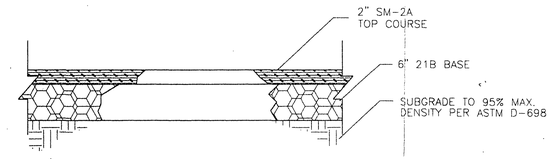

TYPICAL PAVEMENT SECTION
NOT TO SCALE

NOTES:

1. THE CONTRACTOR SHALL BE RESPONSIBLE FOR OBTAINING ALL NECESSARY PERMITS.
2. ALL CONSTRUCTION SHALL CONFORM TO THE CITY OF ROANOKE STANDARDS AS A MINIMUM.
3. THE INSPECTOR MAY REQUIRE ADDITIONAL EROSION AND SEDIMENT CONTROL STRUCTURES DURING THE CONSTRUCTION PROCESS.
4. ALL GRADING AND EXCAVATION SHALL ADHERE TO THE RECOMMENDATIONS OF THE GEOTECHNICAL REPORT AS PREPARED BY GEOTECHNICS, INCORPORATED. THE GEOTECHNICAL ENGINEER SHALL BE ONSITE DURING EXCAVATION TO TEST PROJECTED SUBGRADE SUITABILITY. CONTACT JOHN CUTRIGHT, P.E. @ 344 - 4969.
5. REFER TO THE STRUCTURAL DRAWINGS BY PROVIDENCE ENGINEERING PERTAINING TO ABUTMENT DETAILS. CONTACT RON SHIFLETT, P.E. @ 992 - 2948.
6. REFER TO SHOP DRAWINGS BY STEADFAST BRIDGE FOR DIMENSIONING AND MISCELLANEOUS DETAILS REQUIRED DURING CONSTRUCTION.
7. WORK WITHIN GARVAND BRANCH IS TO BEGIN AND END AS QUICKLY AS POSSIBLE AND AT A TIME WHEN FLOW WITHIN THE CREEK IS AT A MINIMUM.

RECEIVED
FEB 21 1996
CITY OF ROANOKE
DEPARTMENT OF PLANNING AND COMMUNITY DEVELOPMENT

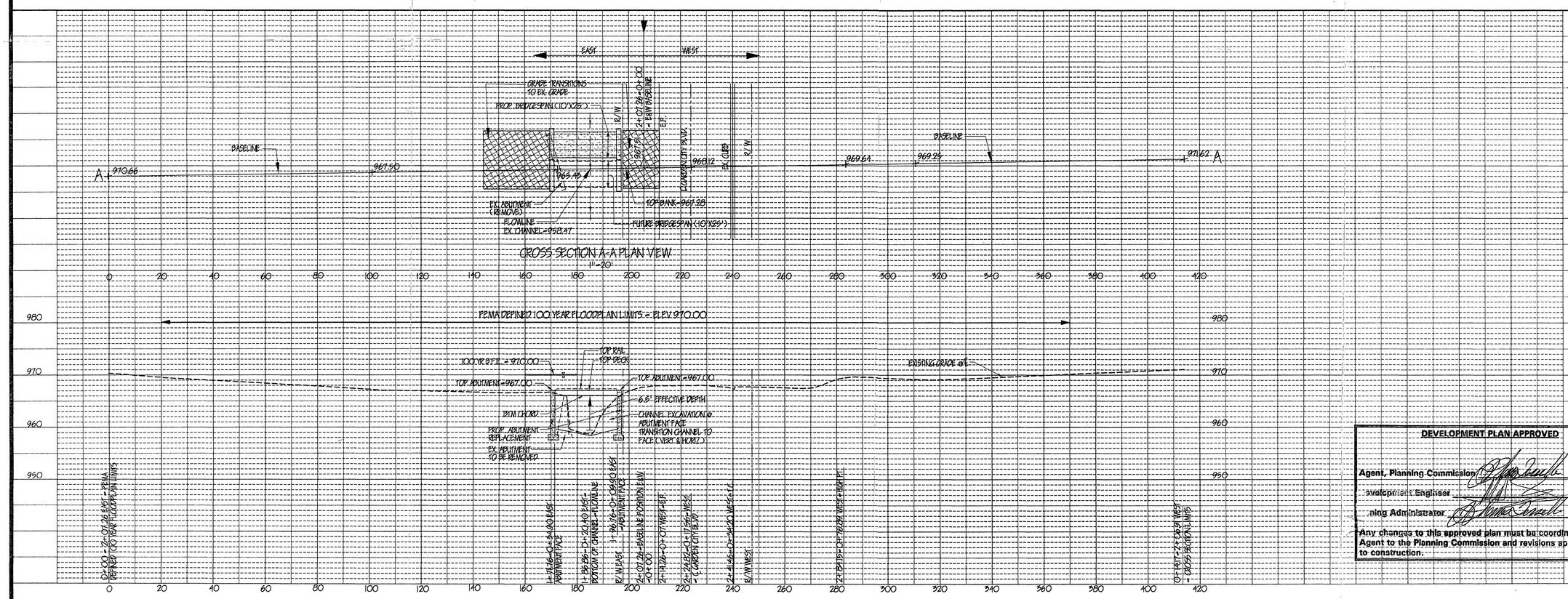

DEVELOPMENT PLAN APPROVED

		Date
Agent, Planning Commission		3-20-96
Development Engineer		3/20/96
Planning Administrator		3-20-96

Any changes to this approved plan must be coordinated with the Agent to the Planning Commission and revisions approved prior to construction.

C96-011

ENGINEERING CONCEPTS INC.

DESIGNED	JDE
DRAWN	CEV
CHECKED	LWW/JDE
APPROVED	LWW
SCALE	AS NOTED
DATE	2-20-96
PROJECT	95061

REVISIONS

NO.	DATE	BY

BRIDGE REPLACEMENT PLAN
ON THE POPERTY OF
JAMES R. SMITH
CITY OF ROANOKE, VA.

COMMONWEALTH OF VIRGINIA
LARRY W. WALLACE
LICENSE NO. 9-2-96
PROFESSIONAL ENGINEER
Larry W. Wallace 2-20-96

SHEET NO. 1 OF 2

2926 Garden City Blvd. S.E.

No Bond