COMPACT FLUORESCENT DOWNLIGHTING

Round Lens

LGF

Horizontal Lamp

Double Twin-Tube (DTT)
Triple-Tube (TRT)

Intended Use

For downlight applications such as offices, corridors, lobbies, retail and reception areas requiring enclosed optics in shallow plenum areas

Optical System
White powder upper reflector.

Door
Regressed white door (RW) or ringed black baffle (SB) are available. Door is retained by two self-aligning, torsion support springs

Lens
Available with tempered prismatic lens (T73), flat fresnel lens (FFL) and flat opal lens (FOL).

Electrical System
Horizontally mounted, four pin positive-lock, thermoplastic socket(s). Socket housing ventilated for convective cooling. Class P, thermally protected, high power factor electronic ballast(s) mounted to the junction box.

Mounting
18 gauge galvanized steel mounting plate or frame with throw-white junction box. Integral yoke utilized to retain optical system. Expandable, self-locking mounting brace provides horizontal and vertical adjustment.

Listings
Fixtures are UL Listed for drop-lensin ceiling. Non-IC rated. Suitable for moist and wet locations. Listed and labeled to comply with Canadian Standards.

Ordering Information

Example: LGF 2/26TRT 8RW T73 MVOLT

Series	No. of lamps	Wattage/lamp	Aperture	Door frame	Lens type	Voltage	Options/accessories
LGF	1 2[1] 3[2]	26DTT[3] 18TRT 26TRT 32TRT 42TRT 57TRT[4]	6 8 10	RW Regressed white door SB Stepped black baffle	T73 Tempered prismatic lens FFL Flat Fresnel lens FOL Flat opal lens	120 277 347 MVOLT	Seepages 206-211

Catalog No.	Height (H)	Length (L)	Width (W)	Aperture	Ceiling opening	Overlap trim
LGF 6	5-3/4 (17.1)	13-7/8 (35.2)	15-3/8 (40.3)	6-1/4 (15.9)	7-3/8 (18.7)	7-7/8 (19.7)
LGF 8	7-7/8 (20.1)	14-1/2 (36.8)	15-3/8 (40.3)	7-7/8 (20.1)	8-7/8 (22.5)	9-1/4 (23.5)
LGF 10	9-5/8 (24.5)	17-3/4 (45.1)	17-3/4 (45.1)	9-3/4 (24.8)	10-7/8 (27.9)	11-1/8 (28.3)

NOTES:
1 Available 8" and 10" aperture only
2 Available 10" aperture only
3 Requires four pin lamp - sign as a TRT Fixture.
4 Available on 8" aperture & lamp, or 10" aperture for a 2 lamp only. Sylvania or Philips
5 Made with discoloration/lamp capable of giving an any low voltage from 120V through 277V. 50a 60HZ.

Dimensions are shown in inches (millimeters) unless otherwise noted.
Dimensions are shown in inches (millimeters) unless otherwise noted.



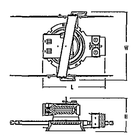

www.gothamlighting.com, keyword: LGF

GOTHAM

218 gotham PSG9

BUILDING-MOUNTED

Cutoff Mini Wall Packs, Polycarbonate Refractor

TWAC

Contour®

Intended Use

For entrances, stairwells, corridors and other pedestrian areas. Use in car washes will result in discoloration of the polycarbonate lens over time. This will become a maintenance requirement.

Features

Housing – Rear housing is rugged, die-cast aluminum. Front cover is one-piece, UV-resistant, injection-molded polycarbonate, internally painted. Captive external hardware is treated for corrosion resistance and includes slotted hex-head and tamper-proof fasteners. Finish is dark bronze (DDB) corrosion-resistant polyester powder.

Optics – Front housing and refractor are one-piece, injection-molded, UV stabilized polycarbonate. One-piece, die-formed reflector is diffused aluminum. Refractor is clear polycarbonate, *providing IES cutoff distribution and maximum* lateral light output. Standard finish is dark bronze polyester enamel. Front cover sealed with one-piece, high temperature silicone gasket to inhibit entrance of outside contaminants

Electrical – MH: High-reactance, high-power factor standard. HPS: Reactor normal power factor standard. HPF available. UL Listed. Electrical components mounted to the cast aluminum housing, promoting maximum heat dissipation. Fluorescent ballasts are magnetic HPF (22 & 28 DTT) or electronic HPF (26 DTT & TRT).

Socket – HID Is porcelain, horizontally oriented, medium-base socket with copper alloy, nickel-plated screw shell and center contact. (UL Listed 660W, 600V and 4KV pulse rated.) Fluorescent is 2-pin (DTT) or 4-pin (TRT), positive latching thermoplastic.

Installation – Top 1/2" threaded wiring access. Back access through 3/4" opening. For feed-thru wiring, use conduit tee (not included). Mount on any flat, non-combustible vertical surface.

Listings

UL Listed (standard). CSA or NOM Certified (see Options). UL Listed for wet locations. IP65 rated.



Example: TWAC 100S 120 LPI

Ordering Information

Designation	Voltage
High pressure sodium	120
TWAC 35S[1]	208[6]
TWAC 50S[2]	240[6]
TWAC 70S[3]	277
TWAC 100S[2]	347
Metal halide	120[7]
TWAC 50M	MVOLT[8]
TWAC 70M	
TWAC 100M	
Compact fluorescent	
TWAC 22DTT (2-pin)	
TWAC 26DTT (2-pin)	
TWAC 28DTT (2-pin)	
TWAC 32TRT (4-pin)	
TWAC 42TRT (4-pin)	

Options	
Installed	
SF	Single fuse, 120V, 277V, 347V[9]
DF	Double fuse, 208V, 240V[9]
CHF	Internal slow-blow fusing[9]
HBP	High power factor ballast (HPS only)
EC	Emergency circuit[9,10]
QRS	Quartz restrike system[9,10]
CR	Enhanced corrosion resistance (rear housing)
CRT	Non-stick protective coating (rear housing)[11]
CSA	CSA Certified
NOM	NOM Certified (consult factory)
PE	Photocell (Button type)[9]
LPI	Lamp included
LLLP	Less lamp
DCT2	Emergency circuit 12V. 35W lamp included[10]
2DC12	Emergency circuit 12V. 2/35W lamps included[10]
DC2412	Emergency circuit 12V. 20W lamps included[10]
2DC2412	Emergency circuit 12V. 2/20W lamps included[10]
Architectural colors (indicate)	
DNA	Natural aluminum
DBL	Black
DMB	Medium bronze
DWH	White
DSS	Sandstone

NOTES:
1 120 only
2 100W at 277 only
3 120V, 277V or 347V only
4 Consult factory for available lamps in Canada.
5 Operating in regular ballast (HPF, STRT, CHF, LPI, TW) is Canada (120V, 277V, 347V, 2lamps or 120V, 347V)
6 Operating in high voltage (208V, 240V) is compact fluorescent capable of operating on a lower voltage from 120V-277V
7 Not available with emergency circuit.
8 Available with CHF only, 120 VOLT
9 Lamp not included.
10 Consult factory regarding restrike and voltage rating
11 Black finish only.
12 Will only accept DC, or 347V

Dimensions are shown in inches (millimeters) unless otherwise noted

Height	10(254)
Width	15-1/2(393.7)
Depth	9-1/2(241.3)
Weight	10lbs(4.5kg)

www.lithonia.com, keyword: TWAC

PSG9

LITHONIA OUTDOOR

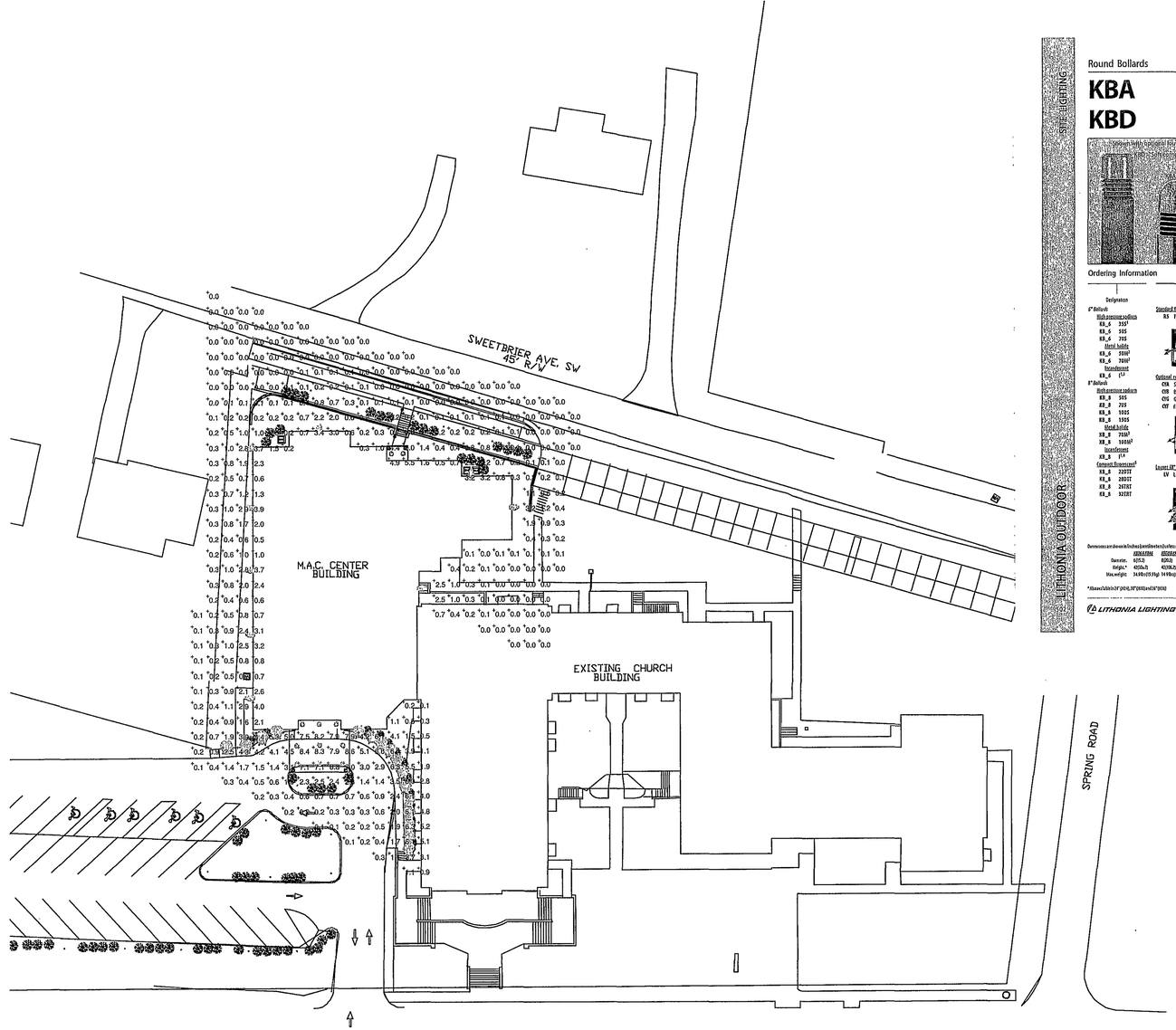

SITE LIGHTING

Round Bollards

KBA
KBD



Intended Use

For walkways, places or pedestrian areas.

Features

Housing – KB_6: Bottom housing is 0.125" extruded aluminum. Top cover is 0.150" cast aluminum. KB_8: Bottom housing is 0.150" extruded aluminum. 42" overall height standard on KBD and KBA6. 43" overall height standard on KBA8. Flush-fitting lens is 1/4", clear, 100% virgin acrylic. All exposed hardware is tamper-resistant stainless steel. Four 1/2" x 11" anchor bolts with double nuts/washers and 4 1/2" diameter bolt circle template provide for mounting (shipped separately). Dark bronze (DDB) corrosion-resistant polyester powder finish standard; other architectural colors available.

Optics – Reflector system incorporates an anodized, spun aluminum, flared cone and an anodized, hydroformed, fluted upper reflector providing a Type V (symmetric) cutoff distribution. Optional cylindrical lower reflector or cast aluminum louvers available.

Electrical – All ballasts are copper wound and 100% factory tested. Electrical components are unitized on removable power module and accessible through bottom of bollard. Positive-locking quick disconnect on secondary circuit. Medium-base porcelain socket, 4KV pulse rated.

Listings

UL Listed (standard). CSA Certified (see Options). UL Listed for wet locations.

Ordering Information

Example: KBA6 35S R5 120 CR LPI

Designation	Reflector	Voltage	Options/accessories
6" Bollard:	**Standard fluted cone**	120	**Installed**
High pressure sodium	R5 Type V distribution	208[6]	LPI Lamp included (lists watt based on lamp used)
KB_6 35S[1]		240[6]	LLLP Less lamp
KB_6 50S		277	SF Single fuse, 120V, 277V, 347V
KB_6 70S		347	DF Double fuse, 208V, 240V
Metal halide		120[7]	CR Enhanced corrosion resistance
KB_6 50M[2]			R24 24" overall height
KB_6 70M[2]			R30 30" overall height
Incandescent			R36 36" overall height
KB_6 13[3]			PD Photocell - Dusk to Dawn
8" Bollard:			PE Photocell - Dusk to Dawn with dogfree ground fault interrupter[5]
High pressure sodium	**Optional rainshield reflector**		CSA Canadian Standards Association (CSA) certified
KB_8 50S	CSR Spunskin attach		**Shipped separately**
KB_8 70S	CSB Black attach		BAS Bird shield (8" overall)
KB_8 100S	CVG Gold attach		BAS Bird shield (10" overall)
KB_8 150S	CST Flat black		
Metal halide			
KB_8 70M[2]			
KB_8 100M[2]			
Incandescent	**Louver (8" OD)**		
KB_8 13[3]	LV Louvers		
Compact fluorescent[4]			
KB_8 22DTT			
KB_8 26DTT			
KB_8 26TRT			
KB_8 32TRT			

NOTES
1 120 only.
2 Requires coated lamp.
3 13W HPS, lamp not included.
4 13W max., lamp not included
5 Low voltage not used.
6 Option (multi-voltage ballast) 120V, 208V, 240V, 277V! in Canada 120V, 277V, 347V. Ship as 120/277V.
7 Consult factory
8 Not available for wet location, available for 8" only
9 Consult factory for available lamps in Canada.

Dimensions are shown in inches (millimeters) unless otherwise noted

	KBA6/KBD6	KBA8/KBD8
Diameter:	6(152.3)	8(203.)
Height:*	42(106.7)	43(108.2)
Max. weight:	34 lbs (15.5 kg)	34 lbs (15.5 kg)

*Above Bollards for 26" (660.4) 30" (762) and 36" (914)

LITHONIA LIGHTING

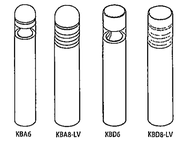

www.lithonia.com, keywords: KBA and KBD

PSG9

LITHONIA OUTDOOR

LUMINAIRE SCHEDULE

Symbol	Label	Qty	Catalog Number	Description	Lamp	File	Lumens	LLF	Watts
	P	16	KBD8 32TRT LV	8" DOME TOP BOLLARDD	ONE 32-WATT TRIPLE TUBE COMPACT FLUORESCENT, VERTICAL BASE-DOWN POSITION.	94080101.IES	2400	0.75	36
	G	11	LGF 32TRT 8RW FFL	8" LENSED DOWNLIGHT WITH WHITE PAINTED REFLECTOR. 1-32TRT HORIZONTAL LAMP. FRESNEL LENS AND WHITE RECESSED DOOR.	ONE 32-WATT COMPACT FLOURESCENT TRIPLE TUBE, HORIZONTAL POS.	LTL14618.IES	2400	0.75	34
	Q	9	TWAC 42TRT	SPECIFICATION BUILDING MOUNTED LUMINAIRE, 42W TRIPLE TUBE COMPACT FLUORESCENT.	ONE 42-WATT TRIPLE TUBE COMPACT FLUORESCENT, HORIZONTAL POSITION.	LII8339.ies	3200	0.75	48

Lawrence Perry & Associates, Inc.
Mechanical and Electrical Engineers
30 W. Church Avenue Roanoke, Virginia 24011
Ph: (540) 342 1816 Fax: (540) 344 3416

©2007 Lawrence Perry and Associates, Inc.

GRANDIN COURT BAPTIST CHURCH

SITE LIGHTING PLAN

Designer	RWH
Date	08-14-07
Scale	1" = 30'
Drawing No.	C-12