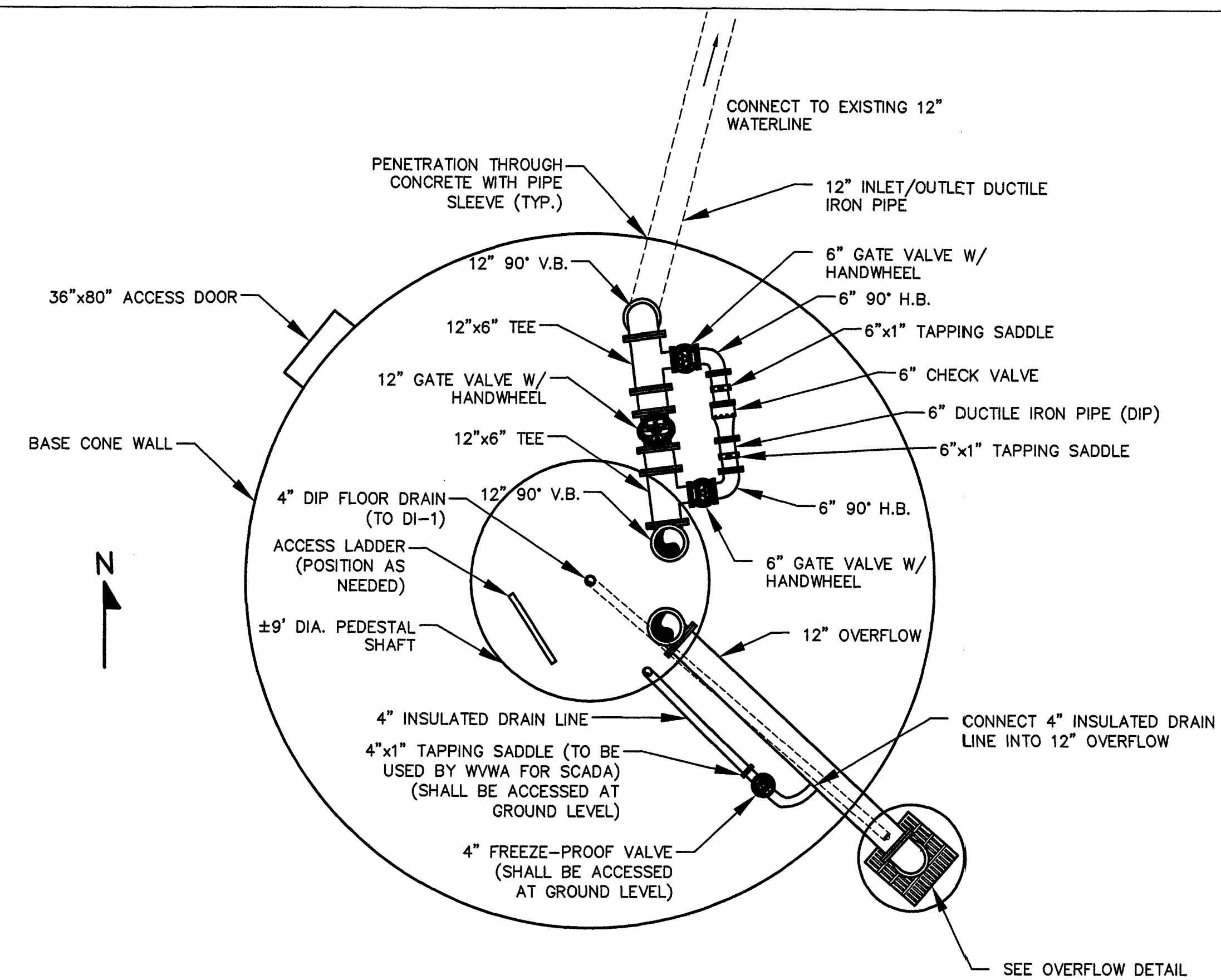


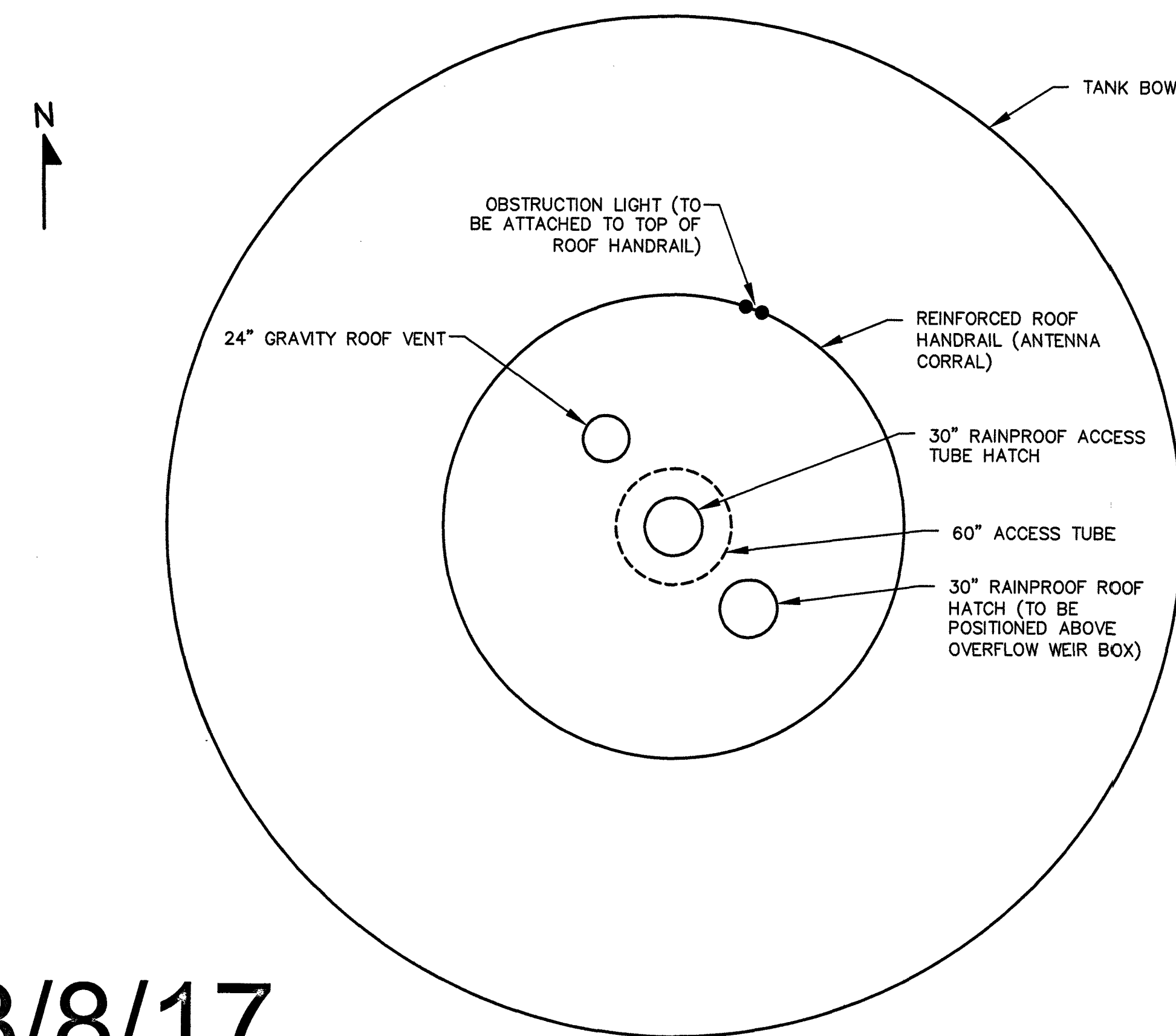
**TANK ELEVATION**  
(N.T.S)

**GENERAL TANK NOTES:**

1. TANK FOUNDATION AND DIMENSIONS SHALL BE DESIGNED BY TANK MANUFACTURER. (ALSO SEE FOUNDATION SCHEMATIC DETAIL ON TANK DETAILS SHEET).
2. LADDER SHALL BE CORROSION RESISTANT AND PROVIDED WITH SAFETY DEVICE CONFORMING TO CURRENT OSHA STANDARDS.
3. TANK ACCESSORIES SHOWN ON "TANK ELEVATION" ARE ROTATED FOR CLARITY. ACCESSORY LAYOUT SHALL BE AS SHOWN ON ORIENTATION PLAN VIEWS. IF NECESSARY, CONTRACTOR MAY ADJUST ACCESSORY'S POSITION WITH APPROVAL FROM OWNER'S REPRESENTATIVE.
4. THIS SHEET DOES NOT SHOW ELECTRICAL RELATED ITEMS. ELECTRICAL ITEMS AND CONDUIT PENETRATIONS THROUGH RINGWALL AND CONCRETE FLOOR ARE SHOWN ON THE "ELECTRICAL" SHEET. TANK DESIGN SHALL BE COORDINATED WITH ITEMS ON "ELECTRICAL PLAN" SHEET.
5. PIPING/VALVES SHALL HAVE EPOXY COATED STEEL PIPE SUPPORTS WITH STAINLESS STEEL ANCHORS SPACED PER PIPE MANUFACTURER'S RECOMMENDATIONS.
6. BIDDERS MAY BE REQUIRED TO DISCUSS OPTIONS REGARDING EXTERIOR TANK COATING AND PROVISIONS FOR CELLULAR ANTENNA EQUIPMENT WITH THE WESTERN VIRGINIA WATER AUTHORITY AND ROANOKE COUNTY PRIOR TO CONTRACT BEING AWARDED.

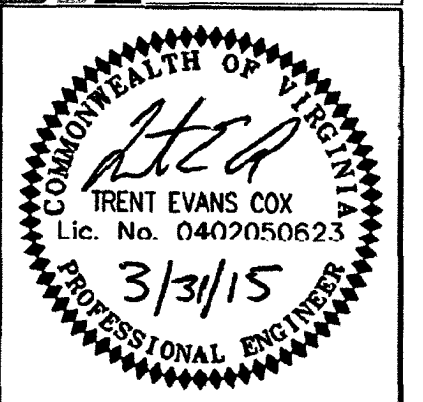


**TANK BASE ORIENTATION PLAN**  
(N.T.S)



**TANK ROOF ORIENTATION PLAN**  
(N.T.S)

**AS BUILT 3/8/17**



**GREEN RIDGE WATER STORAGE TANK**

**TANK PLAN AND ELEVATION**

Rev	Description	Date	By
1	TANK NOTES	3-31-15	

Designed: TEC  
Drawn: TEC  
Checked: RWB  
Approved: \_\_\_\_\_  
Date: 2-13-15  
Project: \_\_\_\_\_