SYMBOL	"B1" DIMENSIONS 04-01	"B2" DIMENSIONS 04-02	"B3" DIMENSIONS 04-03	"B4" DIMENSIONS 04-04
"T"	7/16"	7/16"	9/16"	5/8"
"DIM-1"	10'-2 7/32"	7'-11 1/2"	5'-8 23/32"	N/A
"DIM-2"	10'-1 29/32"	7'-11 1/4"	5'-8 17/32"	3'-0 1/16"
"DIM-3"	3 25/32"	2 31/32"	2 1/8"	N/A
"DIM-4"	7'-11 9/32"	5'-8 5/8"	3'-9 1/32"	2'-10"
"DIM-5"	2 31/32"	2 1/8"	1 13/32"	N/A
"DIM-6"	7'-11 17/32"	5'-8 25/32"	3'-9 5/32"	N/A
"DIM-7"	32'-1 5/32"	23'-1 1/2"	15'-2 11/32"	N/A
"DIM-8"	8'-11 17/32"	8'-11 17/32"	7'-10 27/32"	1'-8 5/8"
"DIM-9"	41'-0 21/32"	32'-1 1/32"	23'-1 3/16"	N/A
"DIM-10"	9'-11 9/32"	7'-9 7/32"	5'-7 3/16"	N/A
"DIM-11"	18'-4 17/32"	14'-4 3/8"	10'-4 1/4"	N/A
"DIM-12"	26'-0"	20'-3 29/32"	14'-7 27/32"	N/A
"DIM-13"	N/A	N/A	N/A	N/A
"DIM-14"	10'-2 13/32"	7'-11 21/32"	5'-8 15/16"	N/A
"DIM-15"	7'-11 11/16"	5'-8 31/32"	3'-9 3/8"	N/A
"DIM-16"	7'-9 1/4"	5'-7 7/32"	3'-8 7/32"	N/A
"DIM-17"	14'-4 7/16"	10'-4 5/16"	6'-9 27/32"	N/A
"DIM-18"	20'-4"	14'-7 29/32"	9'-7 27/32"	N/A
"DIM-19"	N/A	N/A	N/A	N/A
"DIM-20"	13'-0"	10'-1 31/32"	7'-3 29/32"	4'-9 7/8"
"DIM-21"	13'-8"	10'-8 1/8"	7'-8 1/8"	N/A
"DIM-22"	10'-2"	7'-3 31/32"	4'-9 15/16"	4'-6 1/2"
"DIM-23"	10'-8 5/32"	7'-8 9/32"	5'-0 1/2"	N/A
"DIM-24"	8'-6"	8'-6"	7'-5 31/32"	1'-8 7/8"
SHOP INFORMATION				
NO. SEGM. REQ'D	8	8	8	10
SEGM. WT.	1,460	1,100	870	125
VERT EDGE	DETAIL "B"	DETAIL "B"	DETAIL "B"	DETAIL "A"
SM. END	DETAIL "B"	DETAIL "B"	NO BEVEL	NO BEVEL
LG. END	NO BEVEL	DETAIL "B"	DETAIL "B"	DETAIL "C"
SHIPPING INFORMATION				
NO. ASS'Y	8	8	8	1
REF. DWG.	03	03	03	03, 05

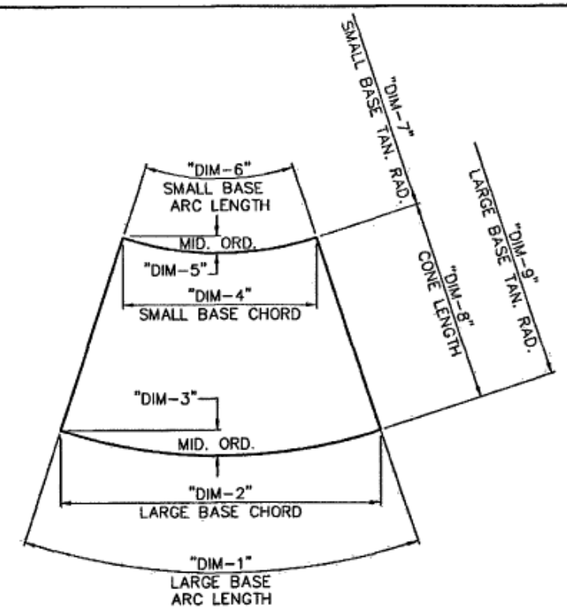

CONE DIMENSIONS BEFORE FORMING
ALL DIMENSIONS ON CENTERLINE OF PLATE

04-01
04-02
04-03

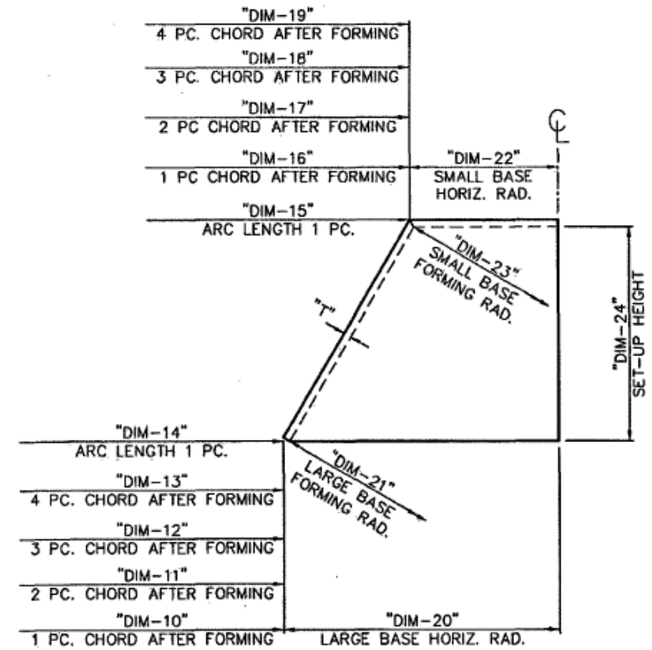

CONE DIMENSIONS AFTER FORMING
ALL DIMENSIONS ON OUTSIDE OF PLATE

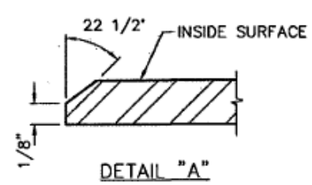

DETAIL "A"

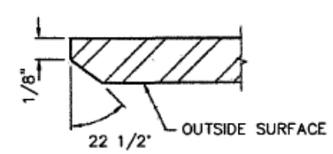

DETAIL "B"

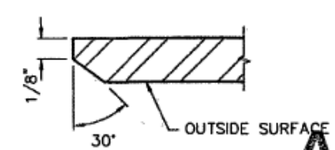

DETAIL "C"

AS BUILT

COMMONWEALTH OF VIRGINIA
GERALD A. BURKE
Lic. No. 034963
7-17-15
PROFESSIONAL ENGINEER

REV.	BY:	DATE	REMARKS

CALDWELL Since 1897 Water · Energy · Industrial

ROANOKE, VIRGINIA
250,000 GALLON PEDESPHERE

BY: AMK
TITLE: BASE CONE DETAILS
DATE: 07/07/15
DRAWING NO.: E-8344 04