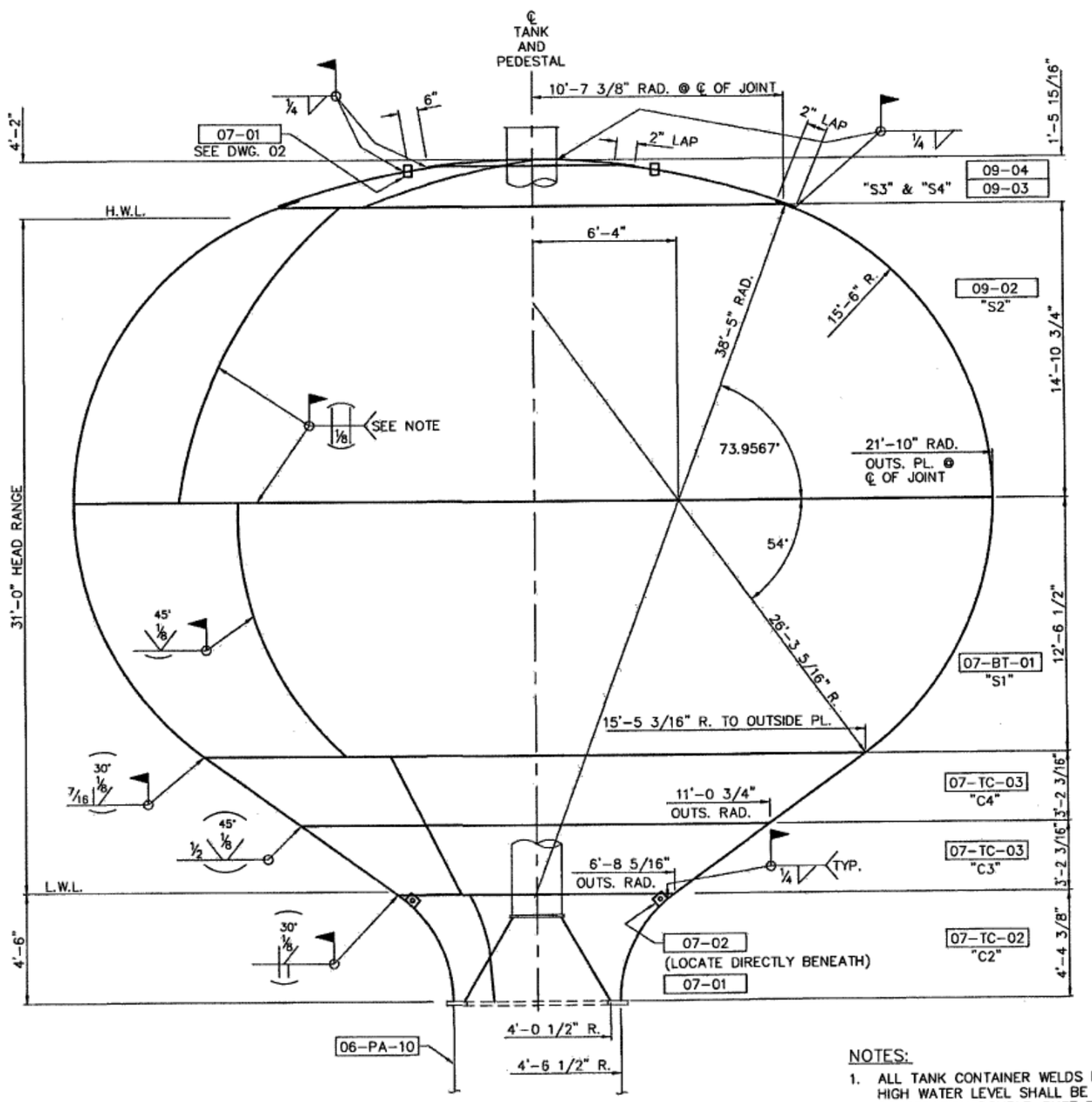

ELEVATION

SHIPPING ITEM	QTY.	PC. MK.	QTY.	MATERIAL REQ'D	DESCRIPTION	UNIT WT.
07-TC-02	2			SMOOTH TRANSITION ASSEMBLY		2,540
		08-02	5	PL C/F (1) 23/32" x 96" x 318"	"C2" CONE	
07-TC-03	8			CONE ASSEMBLY		2,250
		08-03	1	PL C/F (4) 5/8" x 84" x 191"	"C3" CONE	
		08-04	1	PL C/F (4) 9/16" x 84" x 273"	"C4" CONE	
07-BT-01	12			BOTTOM TAIL ASSEMBLY		2,875
		09-01	2	PL C/F (24) 15/32" x 72" x 180"	"S1" BOT. TAIL	
09-02	24			PL C/F (24) 1/4" x 72" x 246"	"S2" ROOF KNUCKLE	960
09-03	12			PL C/F (2) 1/4" x 84" x 270" C/F (1) 1/4" x 84" x 229"	"S3" ROOF TAIL	250
09-04	2			PL C/F (1) 1/4" x 65" x 240"	"S4" ROOF CAP	340
07-01	2			BY 2" DIA. SCH 40 PIPE x 4" LG. w/QWIK CAPS	ROOF SLEEVE	
07-02	2			PL 1/2" x 6" x 6"	BOTTOM LUG	

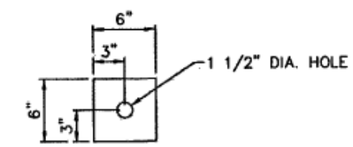

BOTTOM LUG DETAIL
07-02

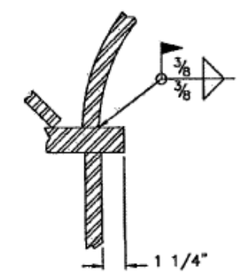

TOP OF PEDESTAL
WELD DETAIL

CONE WELD DETAILS ARE TYPICAL FOR SHOP AND FIELD.

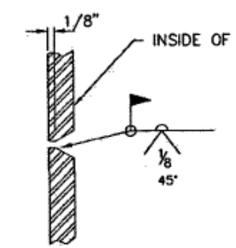

VERTICAL WELD
DETAIL (CONE)

NOTES:

1. ALL TANK CONTAINER WELDS BELOW HIGH WATER LEVEL SHALL BE FULL PENETRATION DOUBLE-BUTT TYPE.

AS BUILT

COMMONWEALTH OF VIRGINIA
GERALD A. BURKE
Lic. No. 034963
PROFESSIONAL ENGINEER
7-17-15

REV.	BY:	DATE	REMARKS

CALDWELL Since 1887
Water - Energy - Industrial

ROANOKE, VIRGINIA
250,000 GALLON PEDESPHERE

BY: AMK
TITLE: TANK ELEVATION
DATE: 07/07/15
DRAWING NO.: E-8344 07