SYMBOL	"C1" DIMENSIONS 08-01	"C2" DIMENSIONS 08-02	"C3" DIMENSIONS 08-03	"C4" DIMENSIONS 08-04
"T"	1/2"	23/32"	5/8"	9/16"
"DIM-1"	6'-3 25/32"	N/A	8'-8"	12'-1 3/16"
"DIM-2"	6'-1 25/32"	4'-1 9/16"	8'-6 1/4"	11'-10 3/4"
"DIM-3"	7 5/16"	2 13/32"	8 3/16"	11 7/16"
"DIM-4"	3'-9 15/32"	2'-9 11/16"	5'-1 27/32"	8'-6 11/32"
"DIM-5"	4 1/2"	7/16"	4 15/16"	8 3/16"
"DIM-6"	3'-10 21/32"	N/A	5'-2 7/8"	8'-8 3/32"
"DIM-7"	4'-11 9/16"	27'-8 7/16"	8'-3 5/32"	13'-8"
"DIM-8"	3'-1"	5'-1 7/32"	5'-4 11/16"	5'-4 11/16"
"DIM-9"	8'-0 9/16"	10'-8 13/16"	13'-7 7/8"	19'-0 23/32"
"DIM-10"	5'-8 1/2"	4'-1 5/8"	8'-5 1/2"	11'-9 5/8"
"DIM-11"	8'-1"	7'-10 7/16"	15'-7 21/32"	21'-9 13/16"
"DIM-12"	5'-8 11/16"	N/A	N/A	N/A
"DIM-13"	N/A	N/A	N/A	N/A
"DIM-14"	6'-4 1/16"	4'-2 31/32"	8'-8 1/8"	12'-1 5/16"
"DIM-15"	3'-11"	2'-10 1/4"	5'-3 1/32"	8'-8 7/32"
"DIM-16"	3'-6 11/32"	2'-9 11/16"	5'-1 7/16"	8'-5 9/16"
"DIM-17"	5'-0"	5'-4 1/16"	9'-5 5/8"	15'-7 25/32"
"DIM-18"	3'-6 1/2"	N/A	N/A	N/A
"DIM-19"	N/A	N/A	N/A	N/A
"DIM-20"	4'-0 1/2"	6'-8 5/16"	11'-0 3/4"	15'-5 3/16"
"DIM-21"	5'-8 3/32"	N/A	18'-9 7/32"	26'-2 1/2"
"DIM-22"	2'-6"	4'-6 1/2"	6'-8 13/32"	11'-0 27/32"
"DIM-23"	3'-5 15/16"	N/A	11'-4 5/32"	18'-9 7/16"
"DIM-24"	2'-8 1/32"	4'-4 19/32"	3'-2 1/32"	3'-2 1/32"
SHOP INFORMATION				
NO. SEGM. REQ'D.	4	10	8	8
SEGM. WT.	330	510	960	1290
VERT EDGE	DETAIL "A"	DETAIL "A"	DETAIL "A"	DETAIL "A"
SM. END	NO BEVEL	NO BEVEL	DETAIL "C"	DETAIL "A"
LG. END	NO BEVEL	NO BEVEL	DETAIL "A"	NO BEVEL
SHIPPING INFORMATION				
NO. ASSY	1	5	8	8
REF. DWG.	06	07	07	07

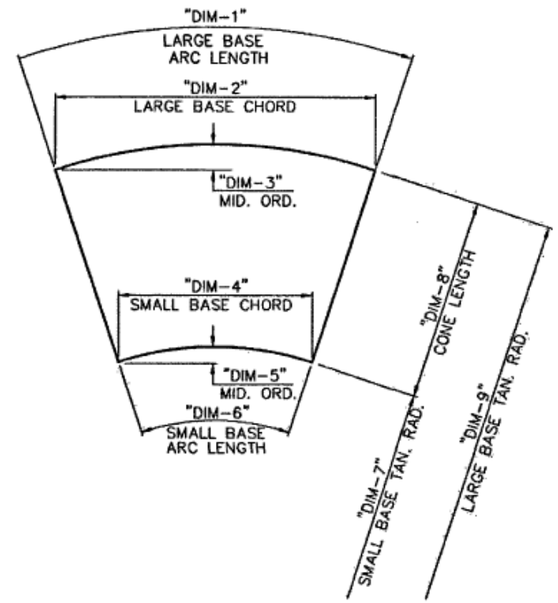

CONE DIMENSIONS BEFORE FORMING
ALL DIMENSIONS ON CENTERLINE OF PLATE

08-01
08-02
08-03
08-04

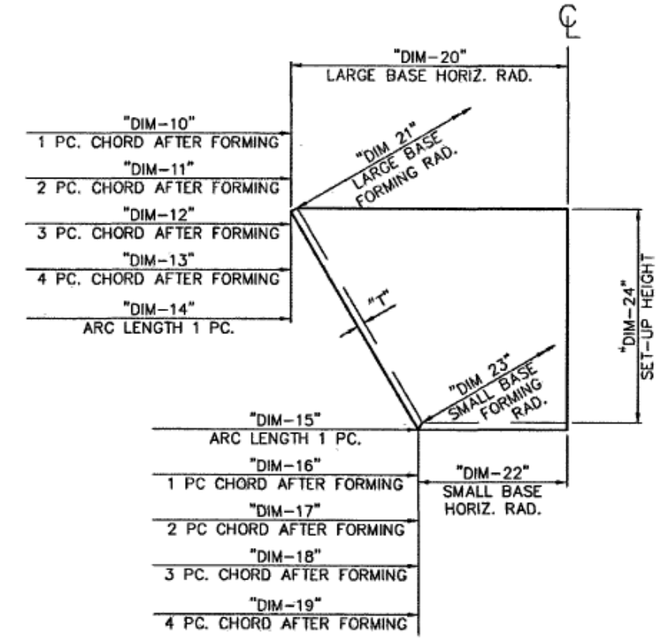

CONE DIMENSIONS AFTER FORMING
ALL DIMENSIONS ON OUTSIDE OF PLATE

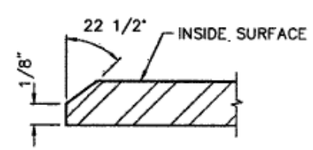

DETAIL "A"

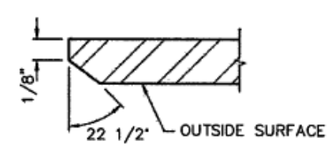

DETAIL "B"

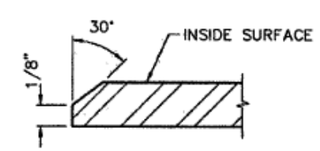

DETAIL "C"

250 - 9'-1" PEDESTAL 5'-0" A.T.

AS BUILT

COMMONWEALTH OF VIRGINIA
GERALD A. BURKE
Lic. No. 034963
7-17-15
PROFESSIONAL ENGINEER

REV.	BY:	DATE	REMARKS

CALDWELL Since 1887 Water · Energy · Industrial

ROANOKE, VIRGINIA
250,000 GALLON PEDESPHERE

BY: AMK
TITLE: TANK CONE DETAILS
DATE: 07/07/15
DRAWING NO.: E-8344 08