

- GENERAL NOTES:**
- Standard commercial "Entrance" shall have a minimum curb radius (R) of 7 1/2 feet.
  - Minimum Entrance width to be 12 feet.
  - Where curb & gutter already exists both curb & gutter shall be removed. If proposed entrance falls within five (5) feet of an existing joint removal & reconstruction shall be to that joint. Any concrete removed at other than an existing joint shall be cut with a mechanical saw specifically manufactured for that purpose; this also shall apply to street pavement.
  - Where sidewalk exists or is to be constructed across driveways the thickness thereof must correspond with the thickness of the entrance.
  - Whenever "Entrance" exceeds twenty-four (24) feet in width a 1/2" premolded expansion joint filler shall be installed through the center perpendicular to flow line.
  - Finish "Entrances" shall have a "course broom finish" running parallel to flow line.
  - Curing shall be accomplished by the use of a liquid membrane seal containing white pigment applied at the rate of one (1) gallon per 150 square feet.
  - All "Entrance Ways" shall be constructed according to City of Roanoke specifications and to line and grades approved by the City Engineering Department.
  - Entrances exceeding 30 feet in width shall be approved by the City Manager.

OFFICE OF THE CITY ENGINEER - ROANOKE, VIRGINIA

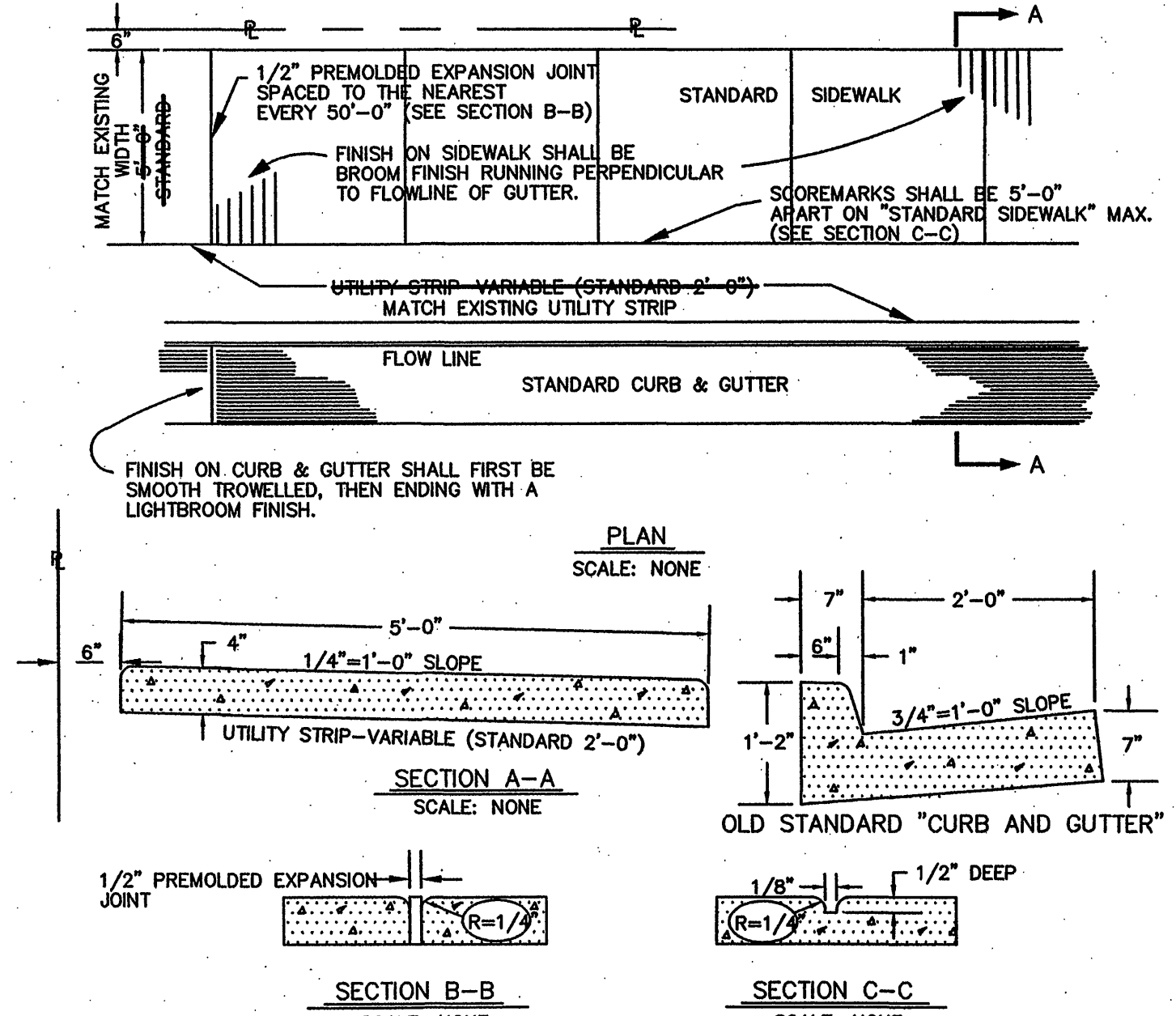
APPROVED \_\_\_\_\_

CITY ENGINEER

DATE: \_\_\_\_\_

STANDARD CITY OF ROANOKE COMMERCIAL ENTRANCE

SHEET 5 OF 7



- GENERAL NOTES:**
- All concrete shall be Class A 3000 p.s.i.
  - Spacing for Expansion Joints shall be the same for sidewalks as that for "Curb and Gutter."
  - Sidewalk Finish: Sidewalk shall be smooth trowelled, then ending with a "Light Broom Finish" unless otherwise noted.
  - When sidewalk abuts Curb or Building a 1/2" Premolded Expansion joint is to be used.
  - Curing shall be accomplished by the use of a liquid membrane seal containing White Pigment, applied at the rate of one (1) gallon per 150 square feet.
  - All concrete "Curb and Gutter," and "Sidewalks" shall be constructed under the City of Roanoke's specifications and is to be in line and grade approved by the City Engineering Department.

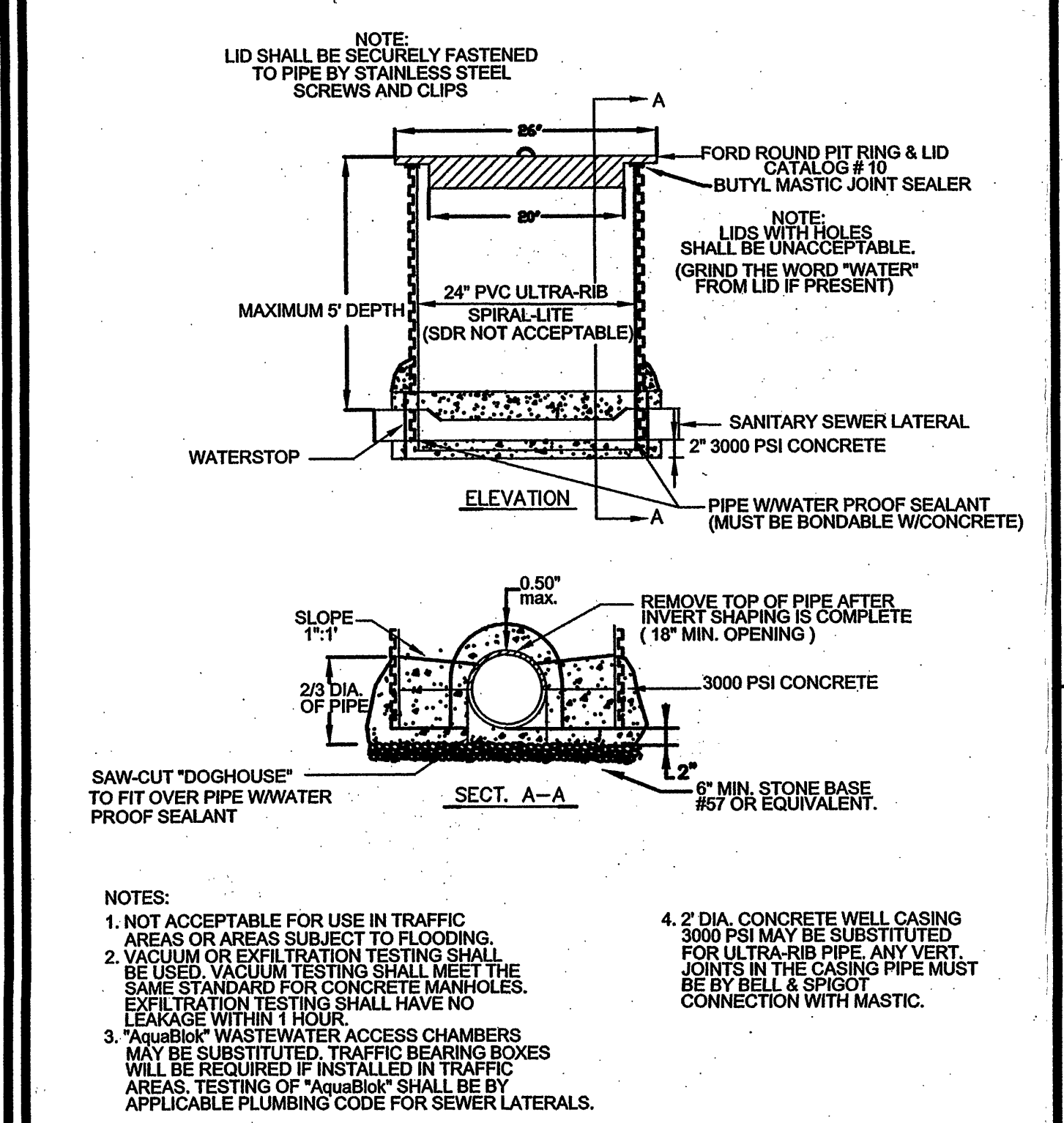
NOTE: City of Roanoke 7" Curb and Gutter shall be used as Replacement of Existing Curb and Gutter where adjacent or existing 7" curb is present. All new curb and gutter shall be Standard CG-6 Virginia Department of Transportation Road and Bridge Standards.

OFFICE OF THE CITY ENGINEER - ROANOKE, VIRGINIA

APPROVED \_\_\_\_\_

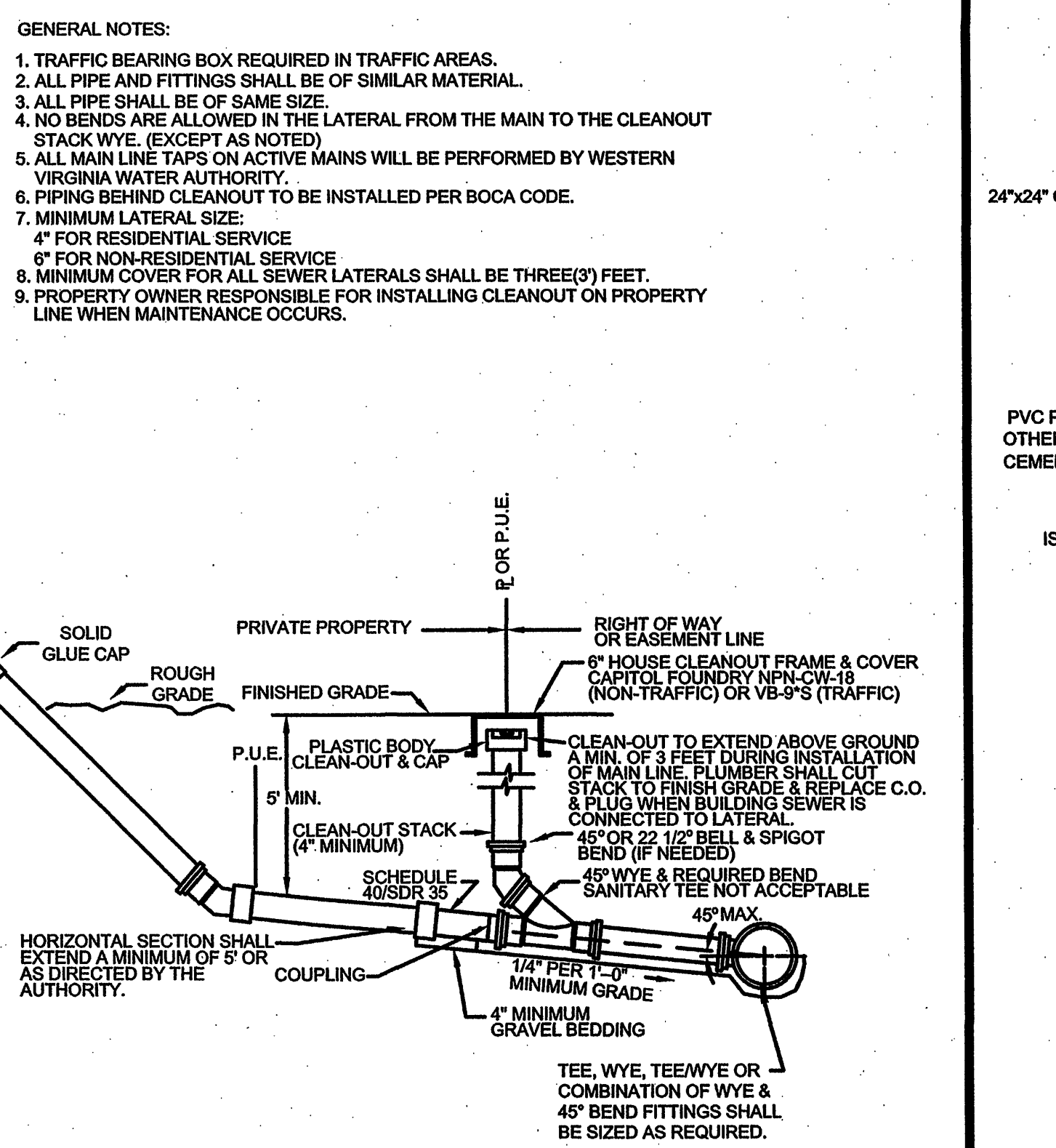
CITY OF ROANOKE CONCRETE SIDEWALK 7" CURB AND GUTTER REPLACEMENT

SHEET 2 OF 7



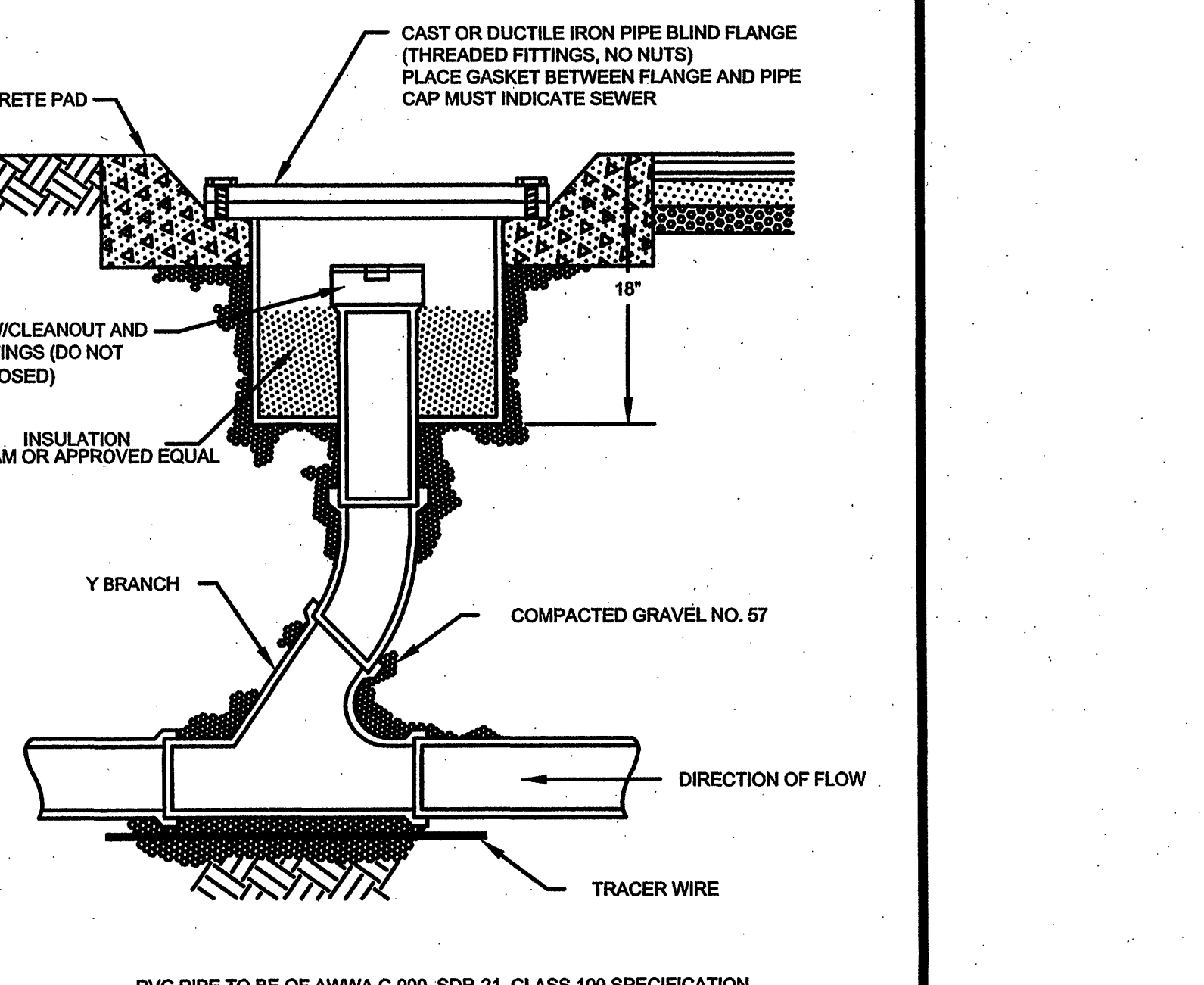
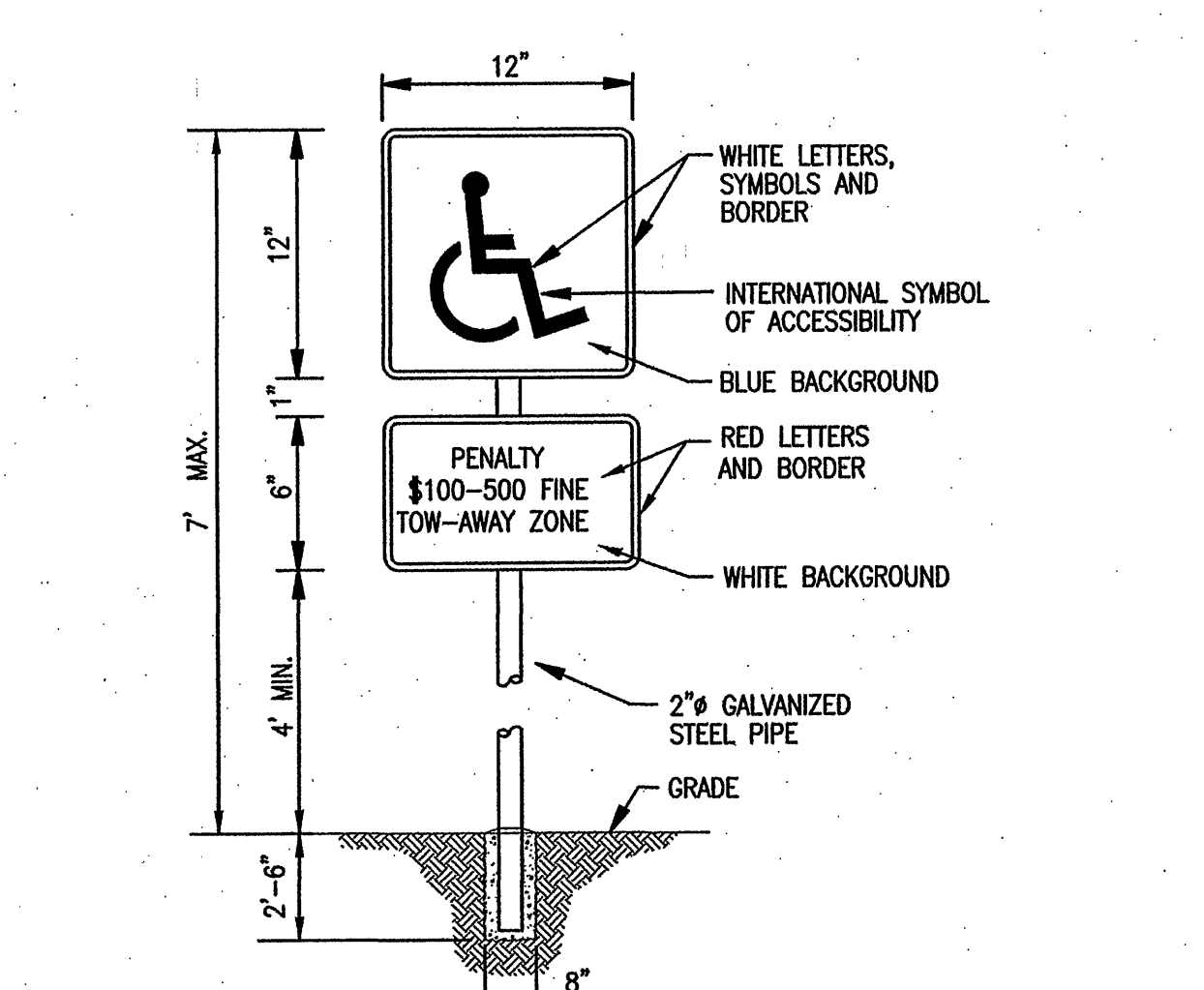
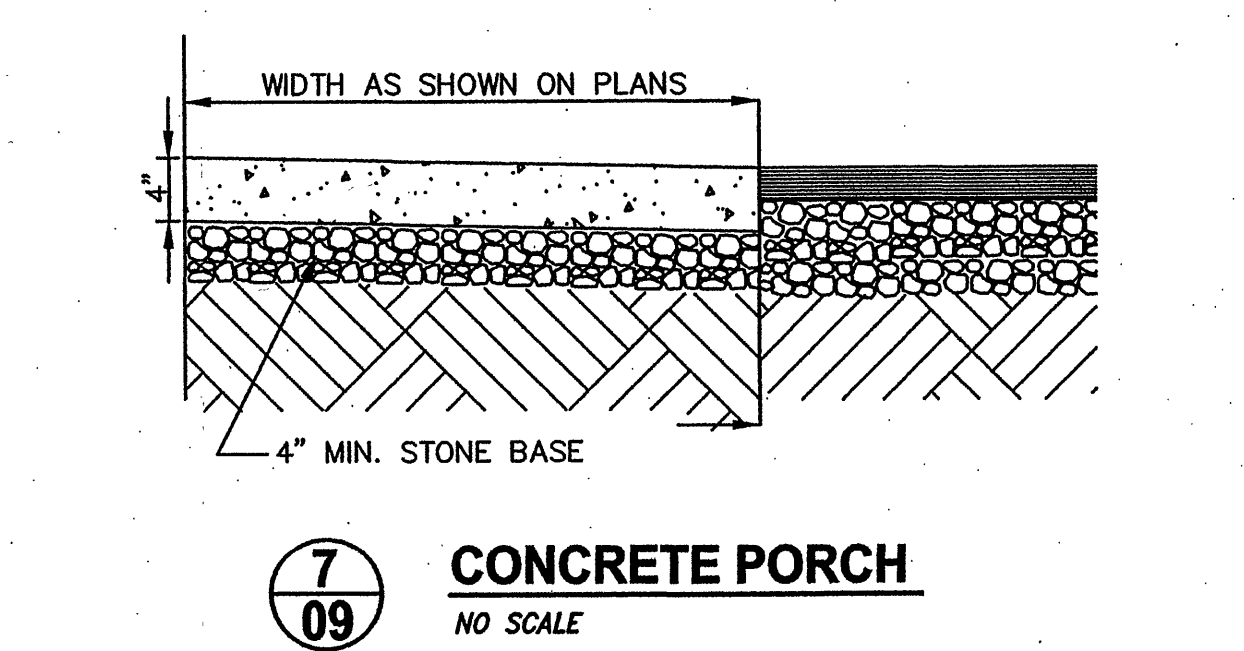
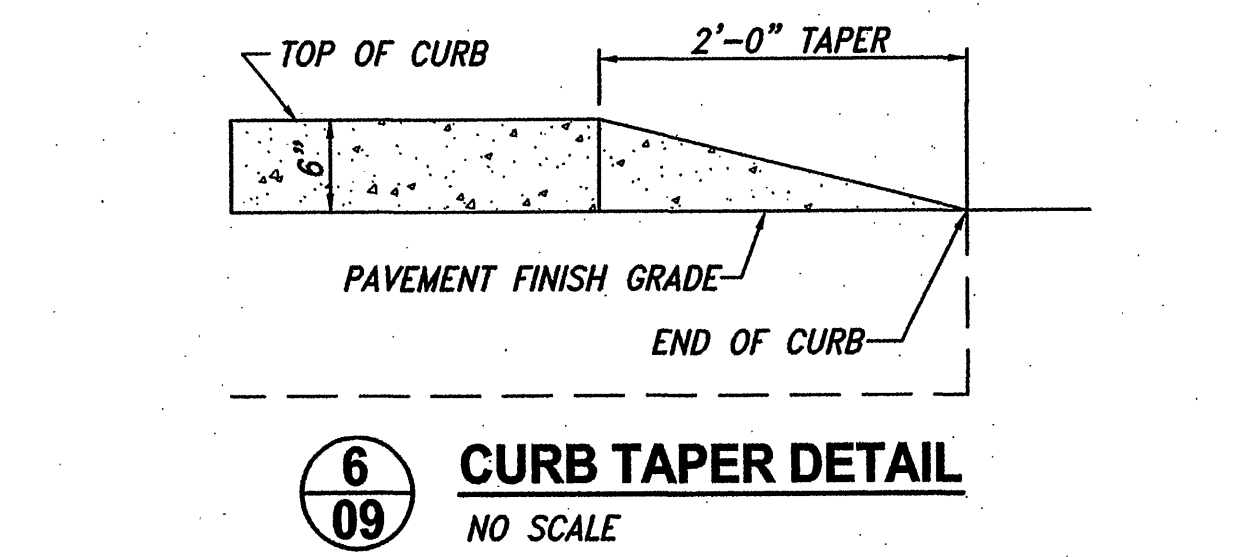
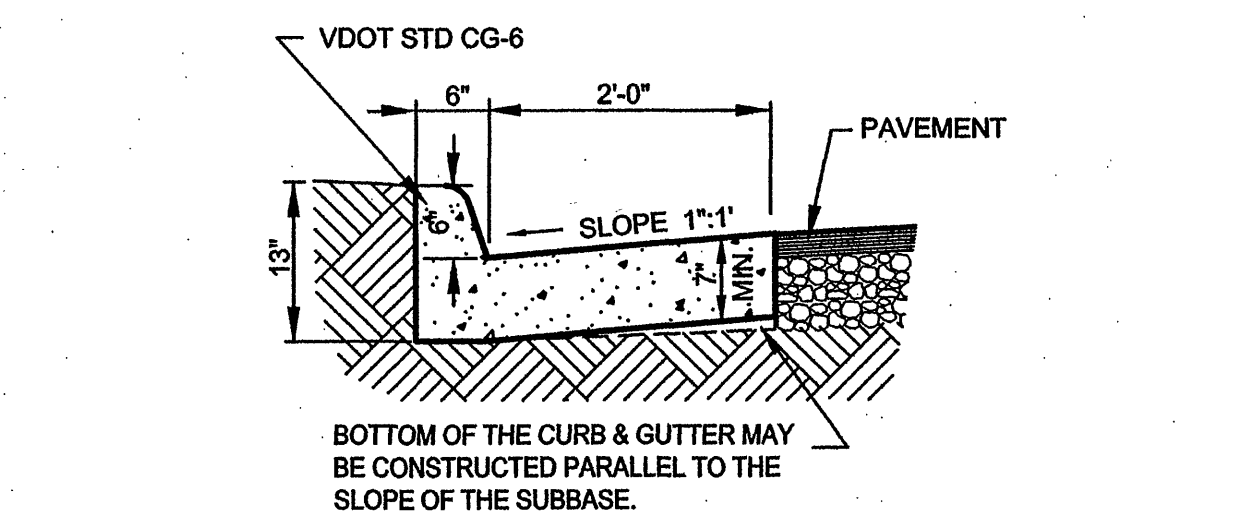
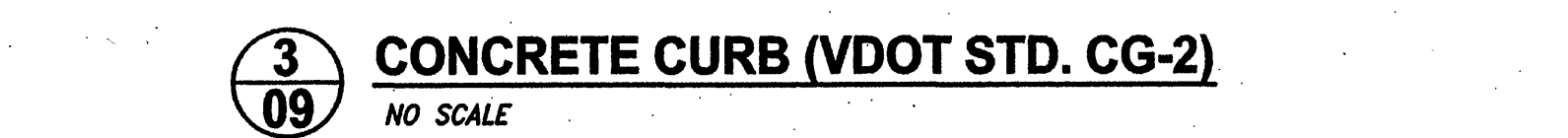
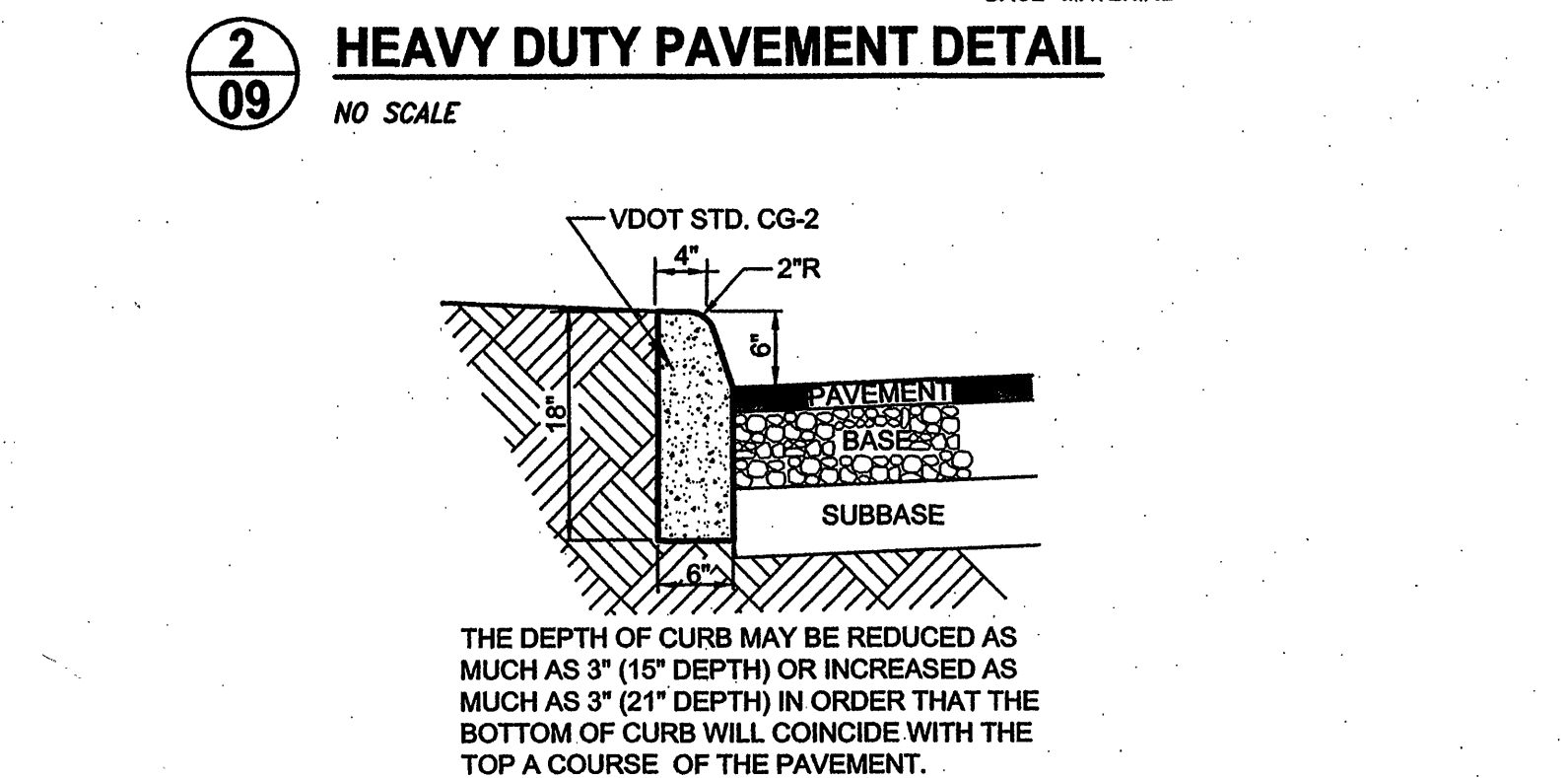
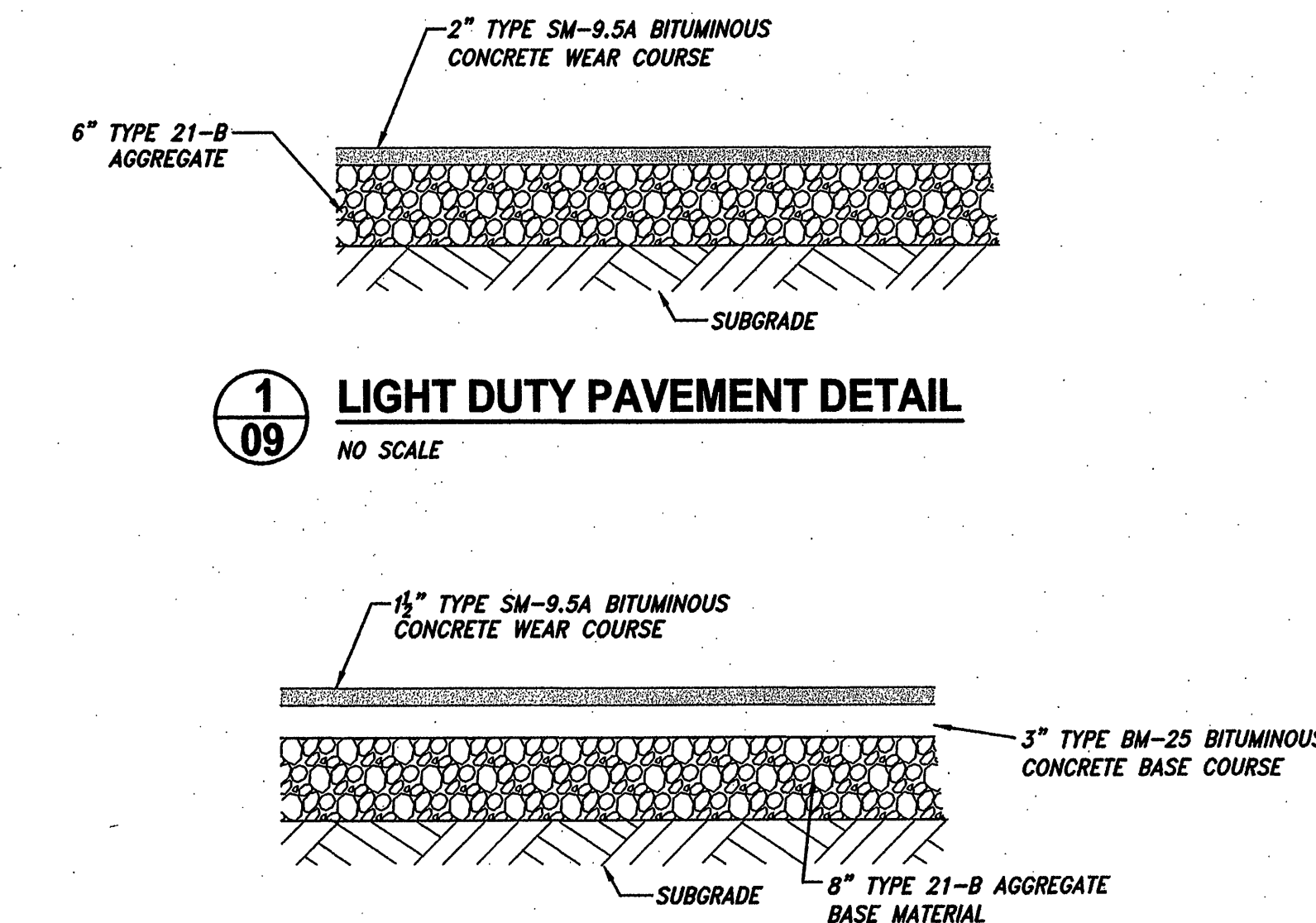
- NOTES:**
- NOT ACCEPTABLE FOR USE IN TRAFFIC AREAS OR AREAS SUBJECT TO FLOODING.
  - VACUUM OR EXFILTRATION TESTING SHALL BE USED. VACUUM TESTING SHALL MEET THE SAME STANDARD FOR CONCRETE MANHOLES. EXFILTRATION TESTING SHALL HAVE NO LEAKAGE WITHIN 1 HOUR.
  - "Aquablock" WASTEWATER ACCESS CHAMBERS MAY BE SUBSTITUTED. TRAFFIC BEARING BOXES WILL BE REQUIRED IF INSTALLED IN TRAFFIC AREAS. TESTING OF "Aquablock" SHALL BE BY APPLICABLE PLUMBING CODE FOR SEWER LATERALS.

WESTERN VIRGINIA WATER AUTHORITY - CONSTRUCTION STANDARDS			
REVISION DATE	DESCRIPTION	BY	APP'D
07/01/04	SAMPLING STRUCTURE DETAIL	S-07	



- GENERAL NOTES:**
- TRAFFIC BEARING BOX REQUIRED IN TRAFFIC AREAS.
  - ALL PIPE AND FITTINGS SHALL BE OF SIMILAR MATERIAL.
  - ALL PIPE SHALL BE OF SAME SIZE.
  - NO BENDS ARE ALLOWED IN THE LATERAL FROM THE MAIN TO THE CLEANOUT
  - STACK WYE (EXCEPT AS NOTED)
  - ALL MAIN LINE TAPS ON ACTIVE MAINS WILL BE PERFORMED BY WESTERN VIRGINIA WATER AUTHORITY.
  - PIPING BEHIND CLEANOUT TO BE INSTALLED PER BOCA CODE.
  - MINIMUM LATERAL SIZE: 4" FOR RESIDENTIAL SERVICE 6" FOR NON-RESIDENTIAL SERVICE
  - MINIMUM COVER FOR ALL SEWER LATERALS SHALL BE THREE(3) FEET.
  - PROPERTY OWNER RESPONSIBLE FOR INSTALLING CLEANOUT ON PROPERTY LINE WHEN MAINTENANCE OCCURS.

WESTERN VIRGINIA WATER AUTHORITY - CONSTRUCTION STANDARDS			
REVISION DATE	DESCRIPTION	BY	APP'D
07/01/04	SANITARY SEWER LATERAL	S-08	



WESTERN VIRGINIA WATER AUTHORITY - CONSTRUCTION STANDARDS			
REVISION DATE	DESCRIPTION	BY	APP'D
07/01/04	PVC-FORCE MAIN CLEANOUT	S-13	

**parker**  
DESIGN GROUP

ENGINEERS • SURVEYORS • PLANNERS • LANDSCAPE ARCHITECTS

816 Boulevard  
Salem, Virginia 24153  
Phone: 540-387-1153  
Fax: 540-389-5767  
www.parkerdg.com

These documents are the property of Parker Design Group (PDG) and may not be reproduced or used without the express permission of PDG. Any reuse of these documents without authorization of PDG will be at the sole risk of the individual or entity utilizing said documents.

PAUL J. BROWN  
Lic. No. 036148  
4-30-2008  
PROFESSIONAL ENGINEER

**Comprehensive Site Plan for**  
**Star City Developers, Inc.**  
**Hershberger Station**  
Hershberger Road, N.W.  
City of Roanoke, Virginia

**REVISIONS:**

Address City of Roanoke Comments	PJB 4-30-08
Address City of Roanoke Comments	4-30-08

DESIGNED BY: MFW  
DRAWN BY: MFW  
CHECKED BY: PJB  
SCALE: 1"=10'  
DATE: 27 February 2008

SHEET TITLE:

Miscellaneous Details

**C08**  
08 OF 08  
PROJECT NUMBER:  
08-0022-02