FOR UTILITY ADJUSTMENTS ONLY (TELEPHONE)

DESIGN FEATURES RELATING TO CONSTRUCTION OR TO REGULATION AND CONTROL OF TRAFFIC MAY BE SUBJECT TO CHANGE AS DEEMED NECESSARY BY THE DEPARTMENT.

REVISED	FHWA REGION	STATE	FEDERAL AID ROUTE	FEDERAL AID PROJECT	STATE ROUTE	STATE PROJECT	SHEET NO.
11-27-95	3	VA.				U000-128-116, RW-201 C-501	17(5)

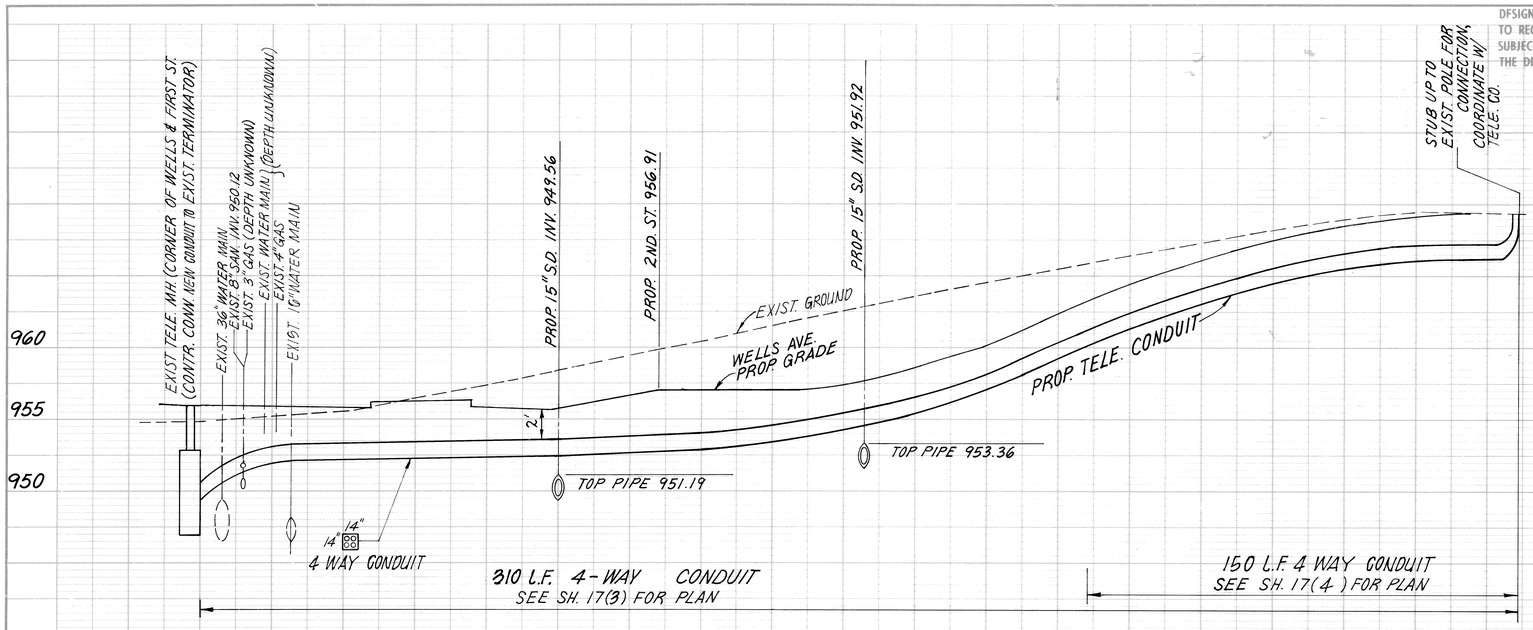

PROFILE: CONDUIT ALONG WELLS AVE. CROSSING PROP. 2ND. ST.

SCALE: HORIZ. 1"=25'
VERT. 1"=5'

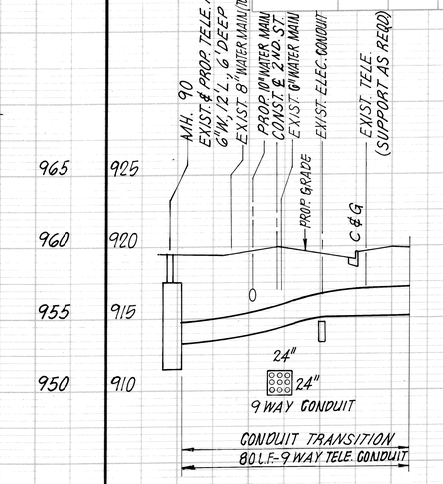

PROFILE: 80 L.F. - 9 WAY CONDUIT FROM EXIST. MH. 90 (SH. 17(2))

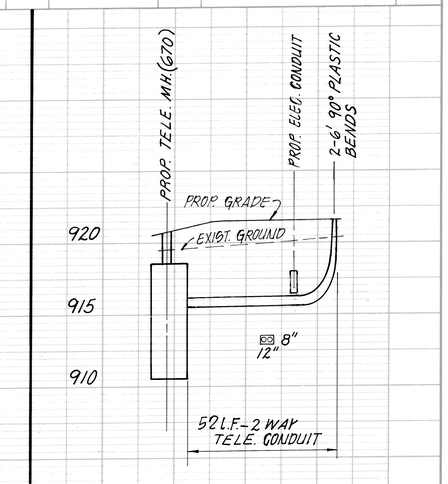

PROFILE: 52 L.F. - 2 WAY CONDUIT FROM PROP. TELE. MH. (670) (SH. 17(2))

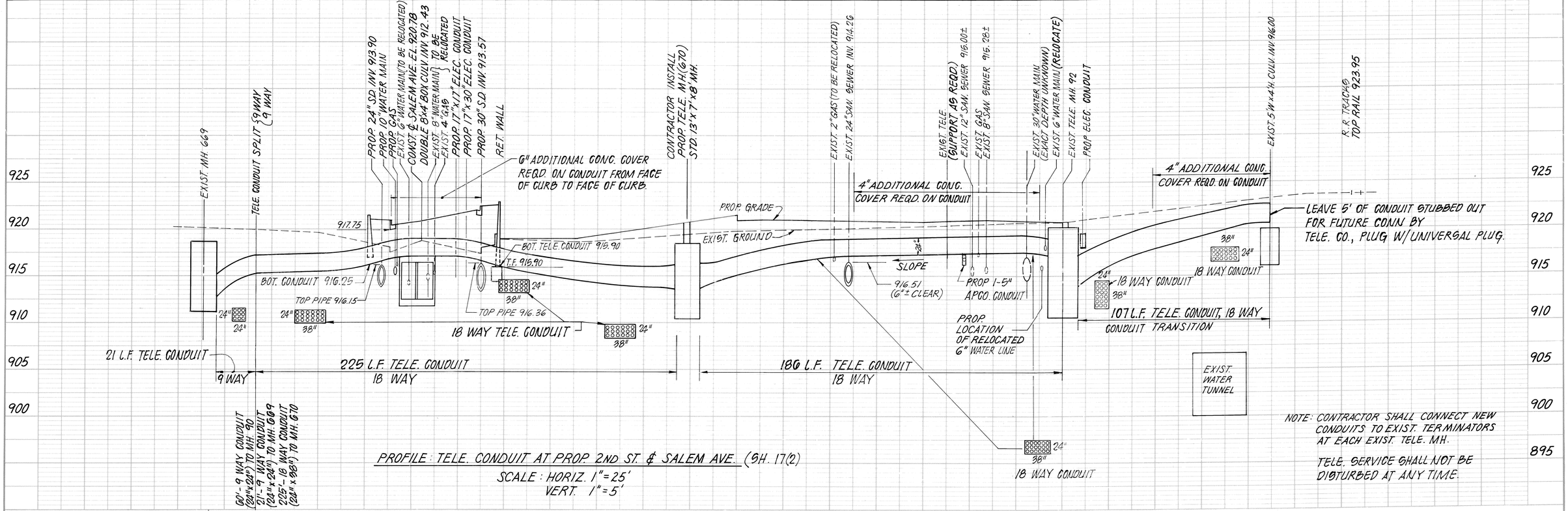

PROFILE: TELE. CONDUIT AT PROP. 2ND. ST. & SALEM AVE. (SH. 17(2))

SCALE: HORIZ. 1"=25'
VERT. 1"=5'

NOTE: CONTRACTOR SHALL CONNECT NEW CONDUITS TO EXIST. TERMINATORS AT EACH EXIST. TELE. MH.

TELE. SERVICE SHALL NOT BE DISTURBED AT ANY TIME.

SUPERVISED BY G.T. ROGERSON, JR. (VDOT)
DESIGNED BY MATTERN & CRAIG - (MICHAEL S. AGEE)

PROFILE — NOTE BOOK — SURVEYED — PLOTTED — PLANS CHECKED — B. M.'s NOTED — STRUCTURE NOTATIONS CHECKED — BY — DATE

VDOT No. 6014

PLAN NO.	PROJECT	FILE NO.	SHEET NO.
A	U000-128-116	66-28-4	17(5)