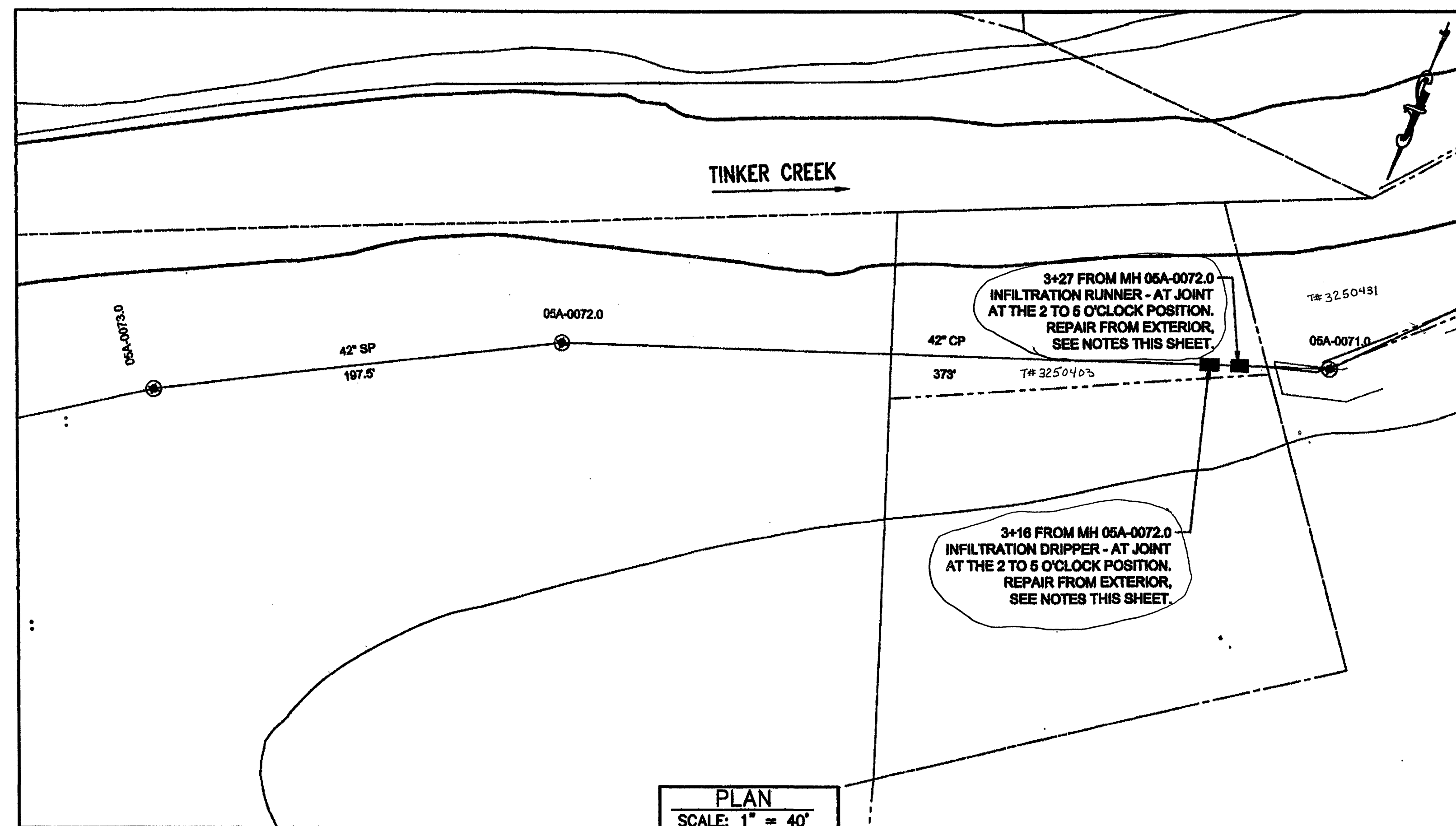
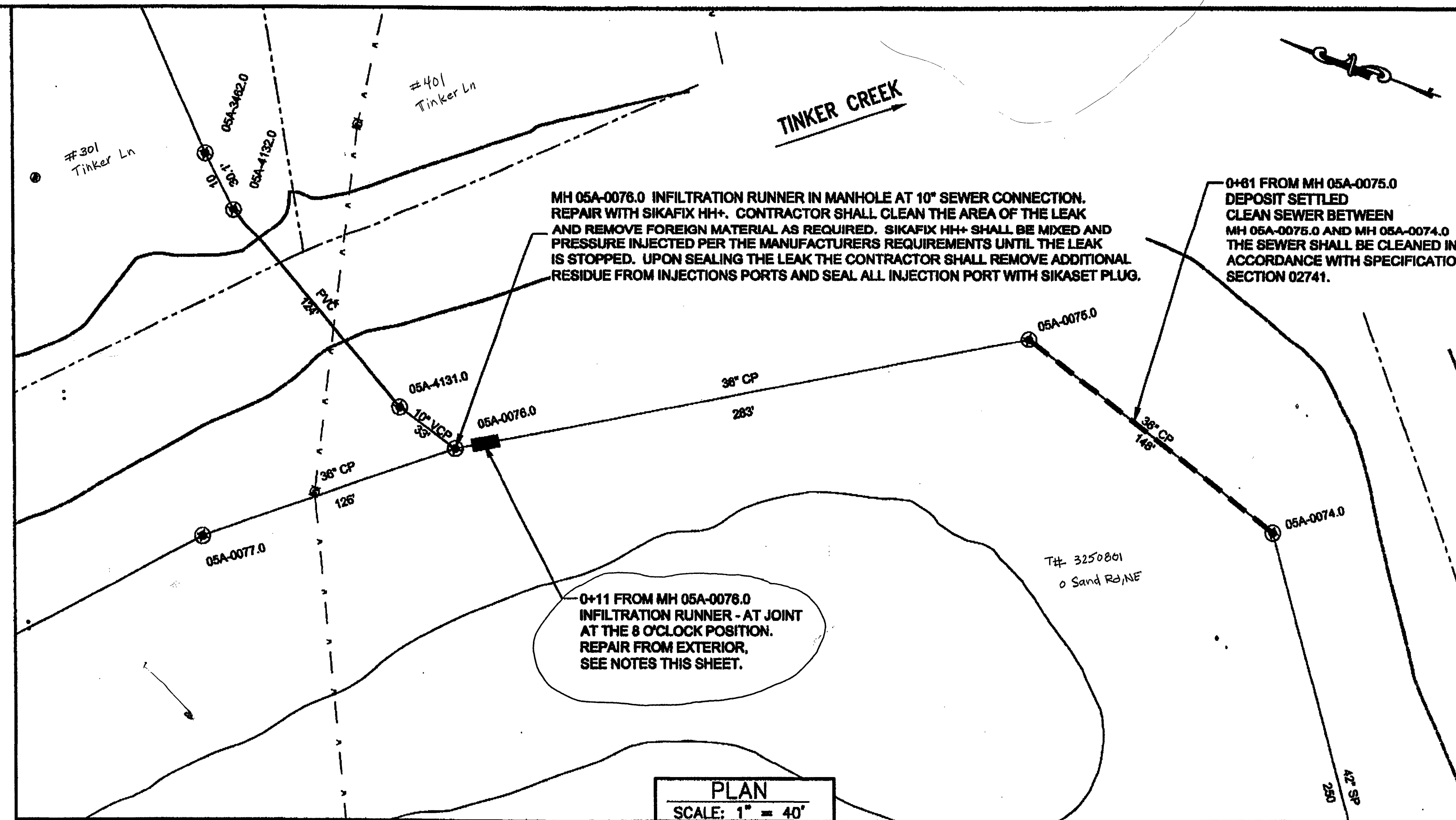


FILE NAME: \\server\engineering\projects\11658086\11658086.dwg PLOTTER: HP DesignJet 5000 LAYOUT NAME: 11658086.dwg PLOTTER: HP DesignJet 5000 LAYOUT NAME: 11658086.dwg


EXTERIOR PIPE REPAIRS

1. EXCAVATE SEWER PIPES AND LOCATE PIPE JOINT. CLEAN OFF PIPE JOINT WITH A POWER WIRE BRUSH. DEWATER EXCAVATION AS REQUIRED.
2. APPLY SIKASET PLUG AROUND THE ENTIRE PIPE JOINT. LET THE SIKASET PLUG SET BEFORE BACKFILLING THE PIPE.
3. IT IS THE CONTRACTOR'S RESPONSIBILITY TO ARRANGE FOR ACCESS AND CLEARING/RESTORATION TO EACH REPAIR LOCATION.



URS
4905 DICKENS ROAD, SUITE 106
RICHMOND, VIRGINIA 23230
(804) 785-9000 www.urscorp.com

WESTERN VIRGINIA
WATER AUTHORITY
HOLLINS ROAD EASEMENT AND MASON MILL ROAD
SEWER REHABILITATION
POINT REPAIRS TINKER CREEK INTERCEPTOR



DATE: APRIL 2012
JOB NO.: 11658086
LEAD ENGINEER: tjd
DRAWN BY: wj
CHECKED: tjd

REVISION:

C-4

SHEET 10 OF 11