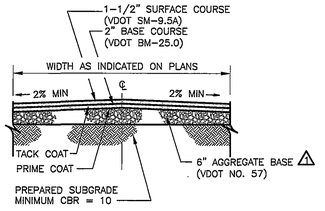

HEAVY DUTY

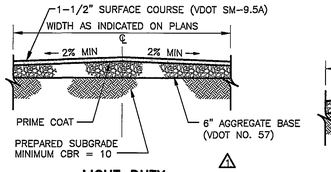

LIGHT DUTY

NOTE: CROWN IN CENTER UNLESS OTHERWISE INDICATED BY GRADING PLAN CONTOURS.

PAVEMENT DETAILS
NO SCALE

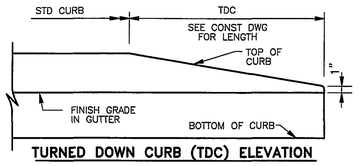

TURNED DOWN CURB (TDC) ELEVATION

NOTES:

1. CURBS SHALL CONFORM TO THE RADII SHOWN ON PLANS.
2. ALL EXPOSED SURFACES SHALL BE FINISHED SMOOTH.
3. CURBS MAY BE PRECAST OR CAST-IN-PLACE.
4. FORMS SHALL BE STEEL.
5. CAST-IN-PLACE CURBS SHALL BE 8' TO 10' IN LENGTH. PRECAST CURBS SHALL BE 4' TO 5' IN LENGTH.
6. SEE PAVEMENT DETAIL FOR TYPE OF BEDDING.

CURBING
NO SCALE

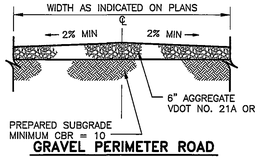

GRAVEL PERIMETER ROAD

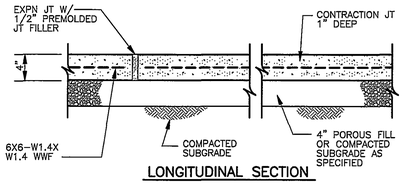

LONGITUDINAL SECTION

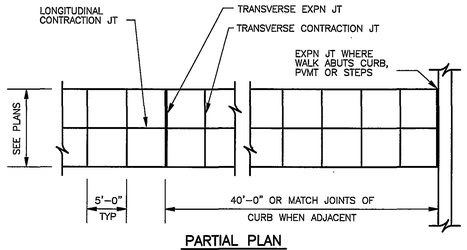

PARTIAL PLAN

WALK WIDTH	LONGITUDINAL CONTRACTION JOINT
< 6'-0"	NONE
6'-0" – 8'-0"	ONE ALONG WALK AT CENTERLINE
8'-0" – 12'-0"	TWO ALONG WALK AT THIRD POINTS

CONCRETE WALK
NO SCALE

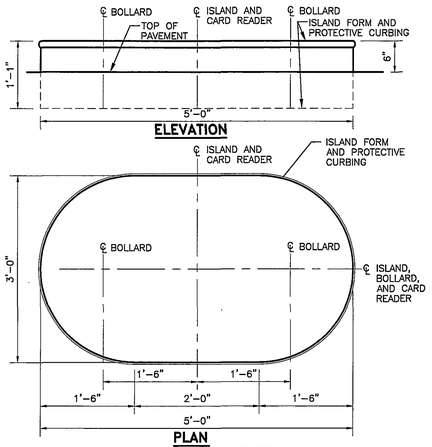

RAISED ISLAND DETAIL
NO SCALE

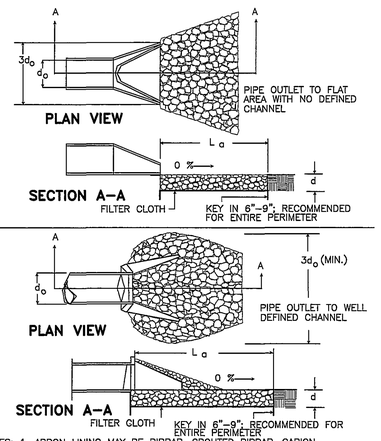

NOTES:
1. APRON LINING MAY BE RIPRAP, GROUTED RIPRAP, GABION BASKET, OR CONCRETE.
2. La IS THE LENGTH OF THE RIPRAP APRON AS CALCULATED USING PLATES 3.18-3 AND 3.18-4.
3. d = 1.5 TIMES THE MAXIMUM STONE DIAMETER, BUT NOT LESS THAN 6 INCHES.

OUTLET PROTECTION (OP)
NO SCALE

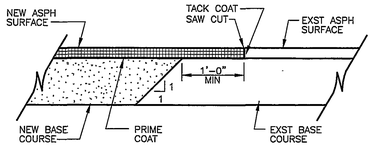

PAVEMENT TRANSITION DETAIL
NO SCALE

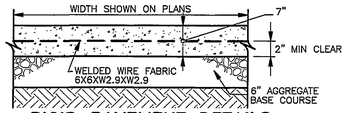

RIGID PAVEMENT DETAILS
NO SCALE

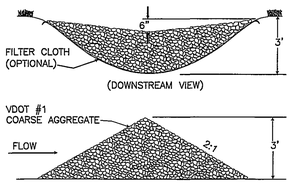

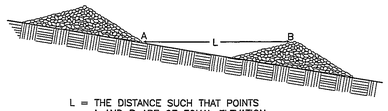

L = THE DISTANCE SUCH THAT POINTS A AND B ARE OF EQUAL ELEVATION

ROCK CHECK DAM (CD)
NO SCALE

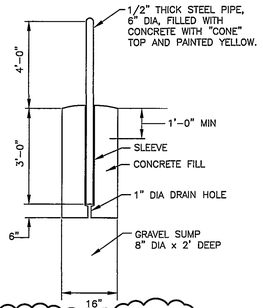

NOTE: FOR STATIONARY BOLLARD DETAIL, SEE ARCHITECTURAL DETAILS

REMOVABLE BOLLARD
NO SCALE

CONSTRUCTION OF A SILT FENCE (WITHOUT WIRE SUPPORT)

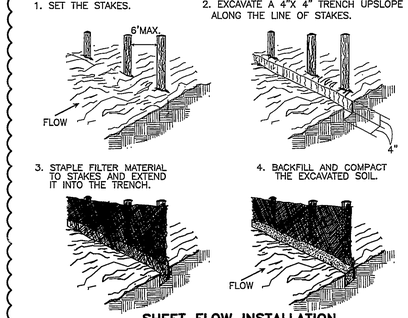

POINTS A SHOULD BE HIGHER THAN POINT B.
DRAINAGEWAY INSTALLATION (FRONT ELEVATION)

SOURCE: Adapted from Installation of Straw and Fabric Filter Barriers for Sediment Control, VA. DSWC Sherwood and Wyant

PLATE. 3.05-2

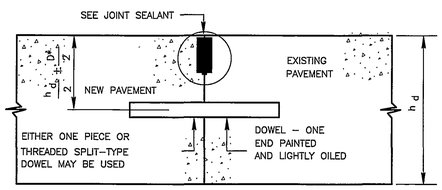

DOWELS SHALL BE DRILLED AND GROUTED ON ONE END UNLESS INSERTED DURING CONCRETE PLACEMENT.

PAVEMENT THICKNESS	MINIMUM DOWEL LENGTH	MAXIMUM DOWEL SPACING	DOWEL DIA. & TYPE
7"	16"	12"	3/4" BAR

DOWELED JOINT FOR NON-REINFORCED CONCRETE

NOTES ON POURED JOINT SEALANT:

1. DEPTH (D) OF SEALANT EQUAL 1 TO 1.5 TIMES THE WIDTH (W) OF THE SEALANT RESERVIOR

POURED JOINT SEALANT

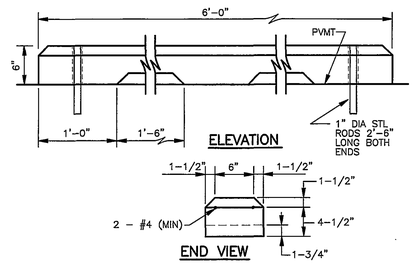

PRECAST WHEEL STOP
NO SCALE

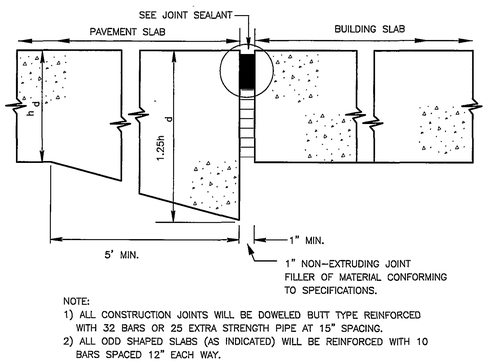

NOTE:
1) ALL CONSTRUCTION JOINTS WILL BE DOWELED BUTT TYPE REINFORCED WITH 32 BARS OR 25 EXTRA STRENGTH PIPE AT 15" SPACING.
2) ALL ODD SHAPED SLABS (AS INDICATED) WILL BE REINFORCED WITH 10 BARS SPACED 12" EACH WAY.

EXPANSION JOINT – THICKENED EDGE AT BUILDING EDGE

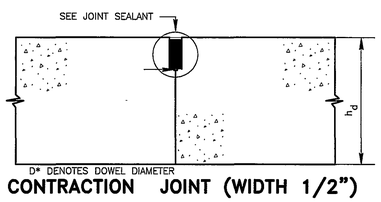

CONTRACTION JOINT (WIDTH 1/2")

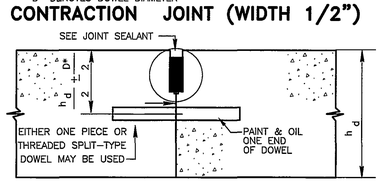

TRANSVERSE OR LONGITUDINAL CONSTRUCTION JOINT – DOWELED

RIGID PAVEMENT DETAILS
NO SCALE

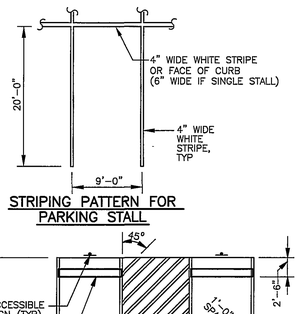

STRIPING PATTERN FOR PARKING STALL

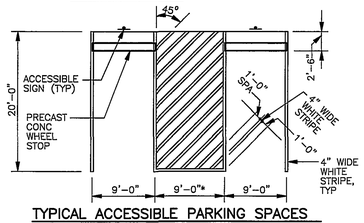

TYPICAL ACCESSIBLE PARKING SPACES

NOTES:
*UNLESS INDICATED OTHERWISE

PAVEMENT MARKING DETAILS
NO SCALE

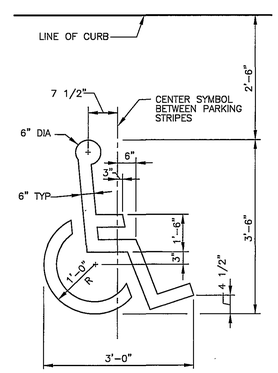

ACCESSIBLE SYMBOL
NO SCALE

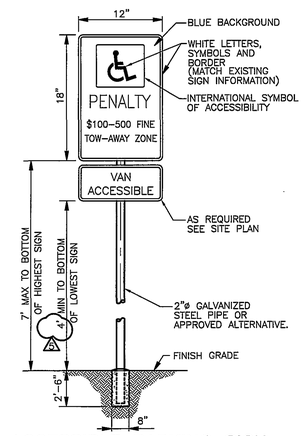

ACCESSIBLE PARKING SIGN
NO SCALE

HSMM

ARCHITECTS ENGINEERS PLANNERS

HAYES, SEAY, MATTERN & MATTERN, INC.
1315 FRANKLIN ROAD
ROANOKE, VA 24016
(540) 857-3100 WWW.HSMM.COM

SEALS

COMMONWEALTH OF VIRGINIA
MARTY L. CROW
No. 036331
1/29/07
PROFESSIONAL ENGINEER

CONSULTANT

THOMPSON & LITTON
P.O. Box 1307
103 East Main Street
Wise, Virginia 24293

Rolf Jensen & Associates, Inc
Life Safety Consultants
3040 Williams Drive, Suite 400
Fairfax, Virginia 22031

Faassen & Associates, Inc.
Food Service & Laundry Consultant
8526 Sunflower Road
Charlotte, NC 28227

David E. Musacchio & Associa
Security/Detention Consultant
Cookeville, Tennessee

WESTERN VIRGINIA REGIONAL JAIL

WESTERN VIRGINIA REGIONAL JAIL AUTHORITY
ROANOKE COUNTY, VIRGINIA

REV	DATE	DESCRIPTION	APP
1	10/02/06	ADDENDUM 1	JMC
2	10/16/06	ADDENDUM 2	JMC
3	10/24/06	ADDENDUM 3	JMC
4	11/14/06	REVIEW COMMENTS	JMC
5	01/29/07	GENERAL REVISIONS	JMC

COMM NO: 10075
ISSUE DATE: FEBRUARY 1, 2007
DESIGNED BY: SMS DRAWN BY: SMS
CHECKED BY: MLC SUBMITTED BY: JMC

© HAYES, SEAY, MATTERN & MATTERN, INC., 2005. ALL RIGHTS RESERVED.

CIVIL

SITE AND UTILITY DETAILS

C501