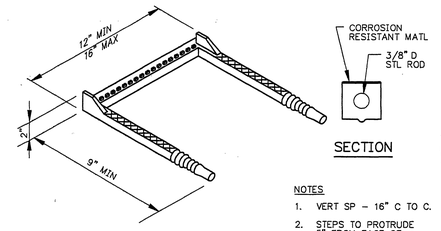

ENCAPSULATED STEEL STEP

NOTES

1. VERT SP – 16" C TO C.
2. STEPS TO PROTRUDE 5" FROM FACE OF STRUCTURE WALL.
3. PORTION OF AL STEP EMBEDDED IN CONC SHALL BE COATED W/ AN ASPHALT COATING.

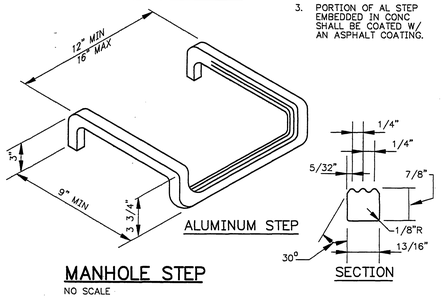

MANHOLE STEP

NO SCALE

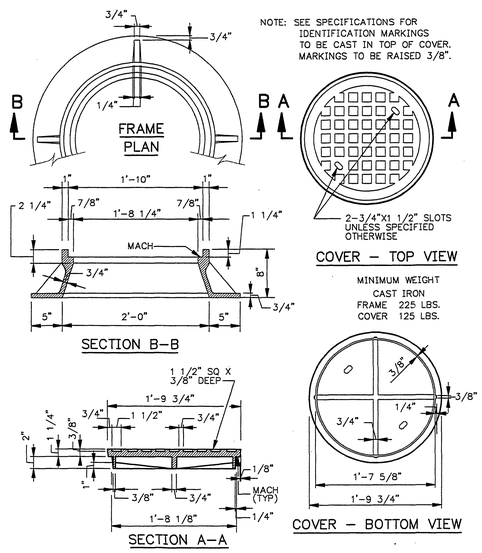

STANDARD MANHOLE FRAME & COVER

NO SCALE

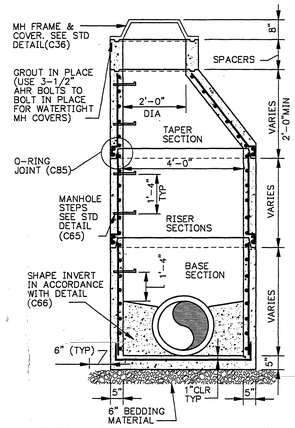

PRECAST MANHOLE – 48" ID

NO SCALE

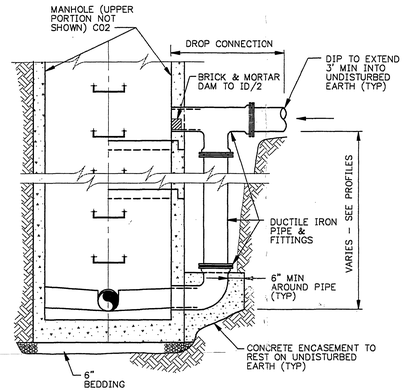

DROP MANHOLE CONNECTION

NO SCALE

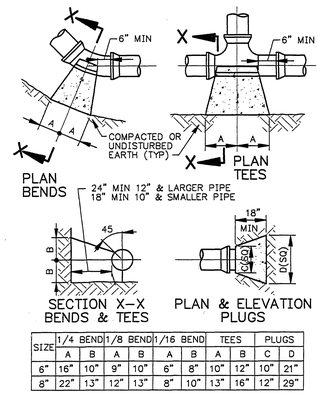

SIZE	1/4 BEND		1/8 BEND		1/16 BEND		TEES		PLUGS	
	A	B	A	B	A	B	A	B	C	D
6"	16"	10"	9"	10"	6"	8"	10"	12"	10"	21"
8"	22"	13"	12"	13"	8"	10"	13"	16"	12"	29"

NOTE: PROVIDE 2 SQ.FT. BEARING AREA FOR PIPE SIZES LESS THAN 6".

THRUST BLOCKS

NO SCALE

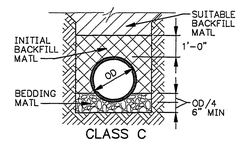

(1) WIDTHS SHOWN ARE MAX TRENCH WIDTH FROM 12" ABOVE TOP OF PIPE TO BOT OF TRENCH. TRENCH WIDTHS SHALL ALSO CONFORM W/ THE MIN WIDTHS INDICATED.

(2) MATERIAL FOR INITIAL BACKFILL SHALL BE AS SPECIFIED.

TRENCH WIDTH

NOMINAL PIPE DIA	TRENCH (1) WIDTH
4" & 6"	2'-0"
8" THRU 12"	2'-8"
15" THRU 21"	PIPE OD + 20"

PIPE TRENCH

NO SCALE

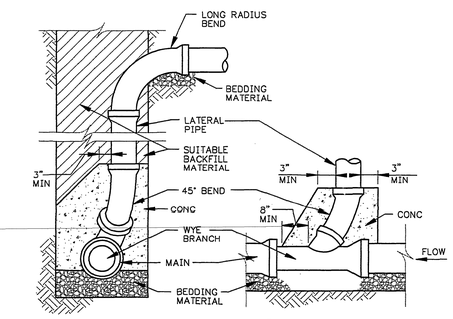

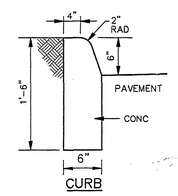

NOTES:

1. CURBS SHALL CONFORM TO THE RADII SHOWN ON PLANS.
2. ALL EXPOSED SURFACES SHALL BE FINISHED SMOOTH.
3. CURBS MAY BE PRECAST OR CAST-IN-PLACE.
4. FORMS SHALL BE STEEL.
5. CAST-IN-PLACE CURBS SHALL BE 8' TO 10' IN LENGTH. PRECAST CURBS SHALL BE 4' TO 5' IN LENGTH.
6. SEE PAVEMENT DETAIL FOR TYPE OF BEDDING.

CURBING

NO SCALE

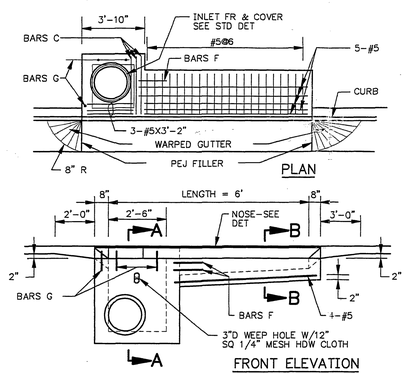

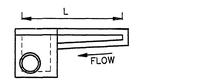

DI-3B

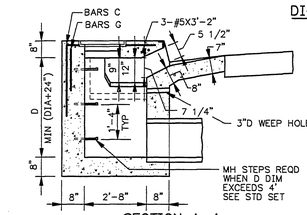

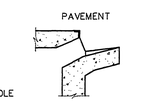

THROAT DET WHERE GUTTER NOT INDICATED

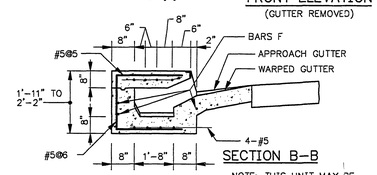

NOTE: THIS UNIT MAY BE CAST IN PLACE OR PRECAST.

CURB DROP INLET DI-3 MAX DEPTH(D) 8'

NO SCALE

SHEET 1 OF 2

REINF BAR SCHEDULE – ALL #5		
BARS	LENGTH EA BAR	NO. PER INLET TYPE 3B
C	5'-7"	3
F	1'-6"	3
G	1'-0"	4

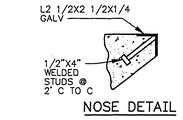

NOSE DETAIL

CURB DROP INLET DI-3 MAX DEPTH(D) 8'

NO SCALE

SHEET 2 OF 2

NOTE: DIMENSIONS SHOWN FOR DROP INLETS ARE FOR CDI#4 AND CDI#3.
DROP INLETS CDI#2 AND CDI#1 SHALL CONFORM TO VDOT DI-4B WITH 6' THROAT LENGTH.

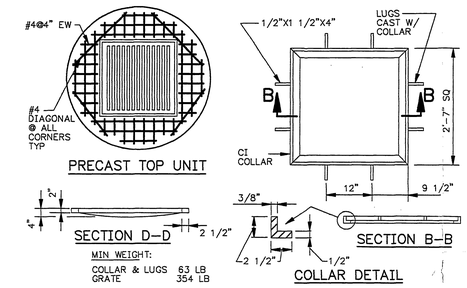

MIN WEIGHT:

COLLAR & LUGS 63 LB
GRATE 354 LB

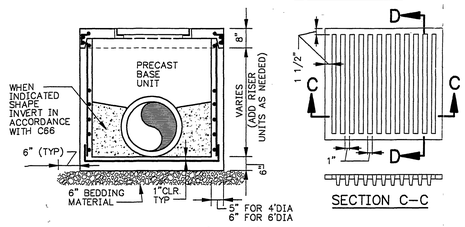

DROP INLET (DI-1)

NO SCALE

AC-C52T1.DWG FEB 94 C52

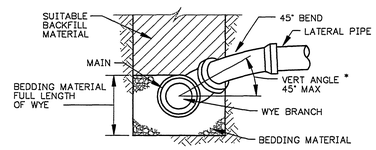

STANDARD CONNECTION VERTICAL ANGLE 45° MAX.

* WHERE VERT ANGLE EXCEEDS 45°, CONN SHALL BE CONC ENCASED.

GRAVITY WYE CONNECTION

NO SCALE

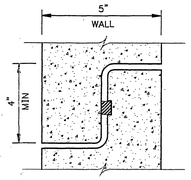

O-RING JOINT DETAIL

NO SCALE

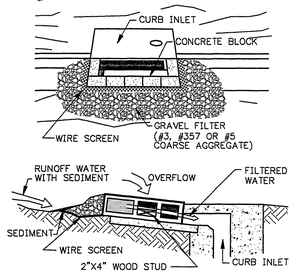

INLET PROTECTION (IP)

(CURB INLET)

NO SCALE

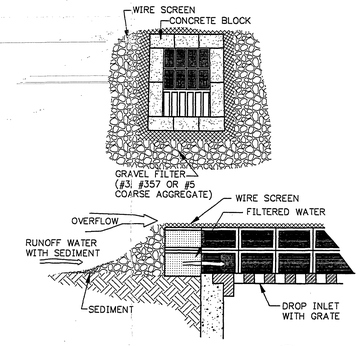

INLET PROTECTION (IP)

(GRATE INLET)

NO SCALE

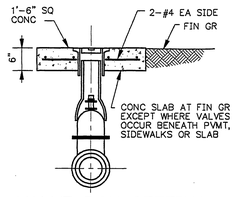

VALVE BOX SETTING

NO SCALE

REVISION	DATE	DESCRIPTION	BY	APP

DESIGNED CAT
DRAWN RNP
CHECKED K.K.
APPROVED
SUBMITTED

COMMONWEALTH OF VIRGINIA — CONLEY A. TAYLOR No. 21318 — PROFESSIONAL ENGINEER

ROANOKE CITY JAIL ANNEX
ROANOKE, VIRGINIA

CIVIL DETAILS

HAYES, SEAY, MATTERN & MATTERN
ARCHITECTS – ENGINEERS – PLANNERS
ROANOKE, VIRGINIA

SCALE AS NOTED | COMM. NO. 7132
DATE JULY 1994 | SHEET C3

7132C3 C7132 MY0694 REV. A ACAD RNP PLOT SCALE: 1=1 XREF: