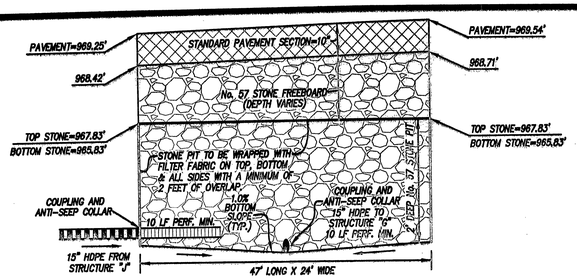

STONE DETENTION FACILITY SECTION (A–A)

NO SCALE

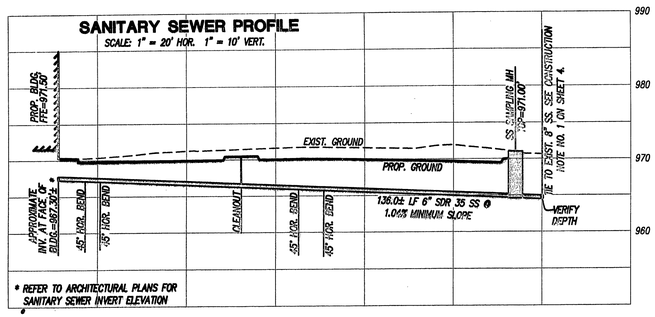

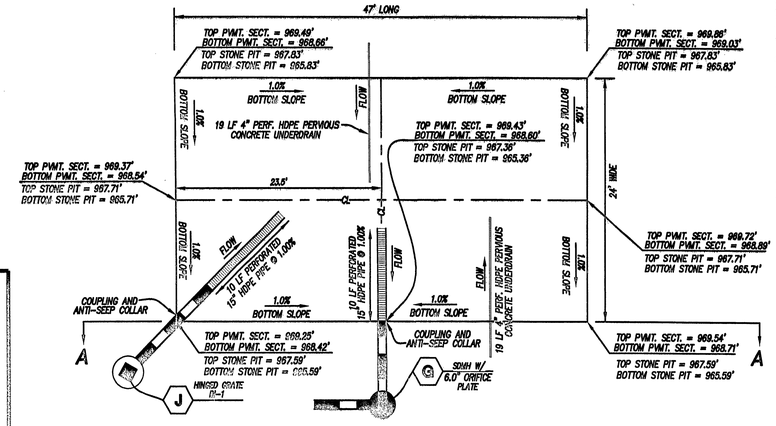

STONE DETENTION FACILITY

SCALE: NONE

NOTES:

1. HDPE PIPE MATERIAL TO BE ADS N-12, OR APPROVED EQUAL.
2. PERFORATED PIPE TO BE TOTALLY WRAPPED IN FILTER FABRIC.
3. INLET/OUTLET ENDS OF PIPE LOCATED WITHIN STONE PIT TO HAVE WIRE MESH SCREEN CLAMPED TO END TO ELIMINATE POSSIBILITY OF NO. 57 STONE ENTERING PIPE.
4. STONE PIT MATERIAL TO BE NO. 57 STONE. PIT TO BE WRAPPED WITH FILTER FABRIC ON ALL SIDES WITH A MINIMUM OF 2 FEET OF OVERLAP.

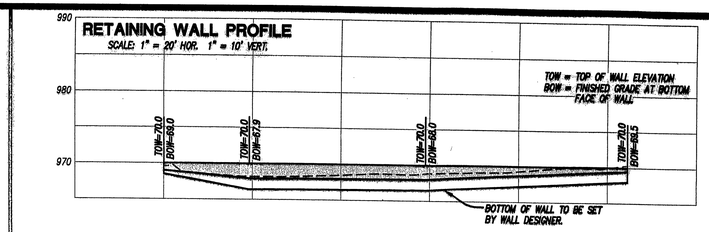

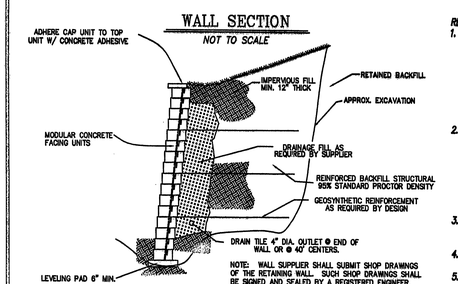

RETAINING WALL NOTES:

1. WALL DESIGNER SHALL PROVIDE TO THE OWNER DESIGN DRAWINGS FOR THE RETAINING WALL. SUCH DRAWINGS TO INCLUDE TYPE AND STYLE OF WALLS. DRAWINGS SHALL BE SIGNED AND SEALED BY A REGISTERED PROFESSIONAL ENGINEER IN THE STATE OF VIRGINIA. WALL INFORMATION SHOWN IN THESE PLANS ARE FOR SCHEMATIC DETAIL ONLY. LUMSDEN ASSOCIATES ASSUMES NO RESPONSIBILITY OR LIABILITY RELATING TO FAILURES RESULTING FROM SAME.
2. A QUALIFIED GEOTECHNICAL ENGINEER SHOULD MONITOR THE INSTALLATION OF THE RETAINING WALL AND THE CONSTRUCTION OF THE CUT AND FILL SLOPES TO INSURE ADEQUATE SOIL COMPACTION, TESTING, STABILIZATION, SLOPE STABILITY, AND STRUCTURAL INTEGRITY, ETC. GEOTECHNICAL ENGINEER SHALL BE LICENSED AS A PROFESSIONAL ENGINEER IN THE STATE OF VIRGINIA.
3. BUILDING DEPARTMENT REVIEW AND A BUILDING PERMIT FROM THE ROANOKE CITY BUILDING DEPARTMENT MAY BE REQUIRED PRIOR TO WALL CONSTRUCTION.
4. ALL RETAINING WALLS 4 FEET OR GREATER IN HEIGHT MUST BE DESIGNED BY A PROFESSIONAL ENGINEER.
5. WALL MAY BE REQUIRED TO HAVE A RAILING.

LUMSDEN ASSOCIATES, P.C.
ENGINEERS-SURVEYORS-PLANNERS
ROANOKE, VIRGINIA

PHONE: (540) 774-4411
FAX: (540) 772-9445
E-MAIL: MAIL@LUMSDENPC.COM

4664 BRAMBLETON AVENUE
P.O. BOX 20669
ROANOKE, VIRGINIA 24018

COMMONWEALTH OF VIRGINIA
THOMAS C. DALE
Lic. No. 033002
1/3/12
PROFESSIONAL ENGINEER

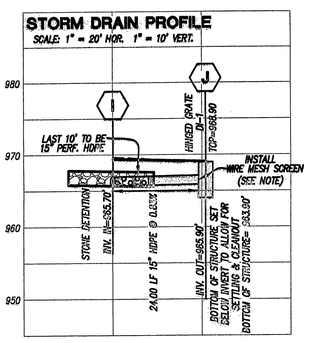

WIRE MESH NOTE:

1. 21" x 21" STAINLESS STEEL WIRE MESH SCREEN BOLTED TO INSIDE FACE OF MANHOLE OVER OUTLET PIPE (BOLT IN EACH CORNER OR MIDPOINT OF EACH SIDE). 1"± SCREEN OPENING, 0.063" WIRE DIAMETER. SCREEN TO BE CURVED TO LAY FLUSH WITH INSIDE FACE OF MANHOLE.

20' 0 20'
SCALE: 1" = 20'

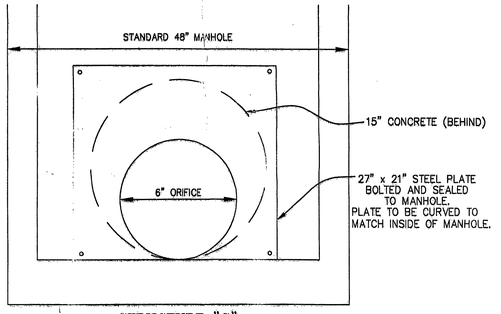

STRUCTURE "G"
MANHOLE WITH RESTRICTOR PLATE

NO SCALE

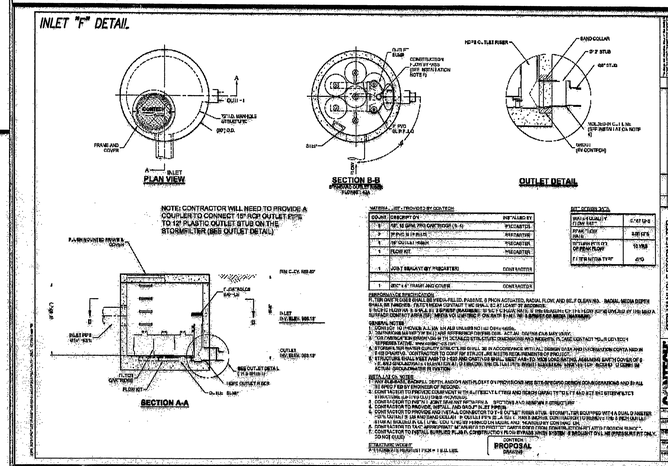

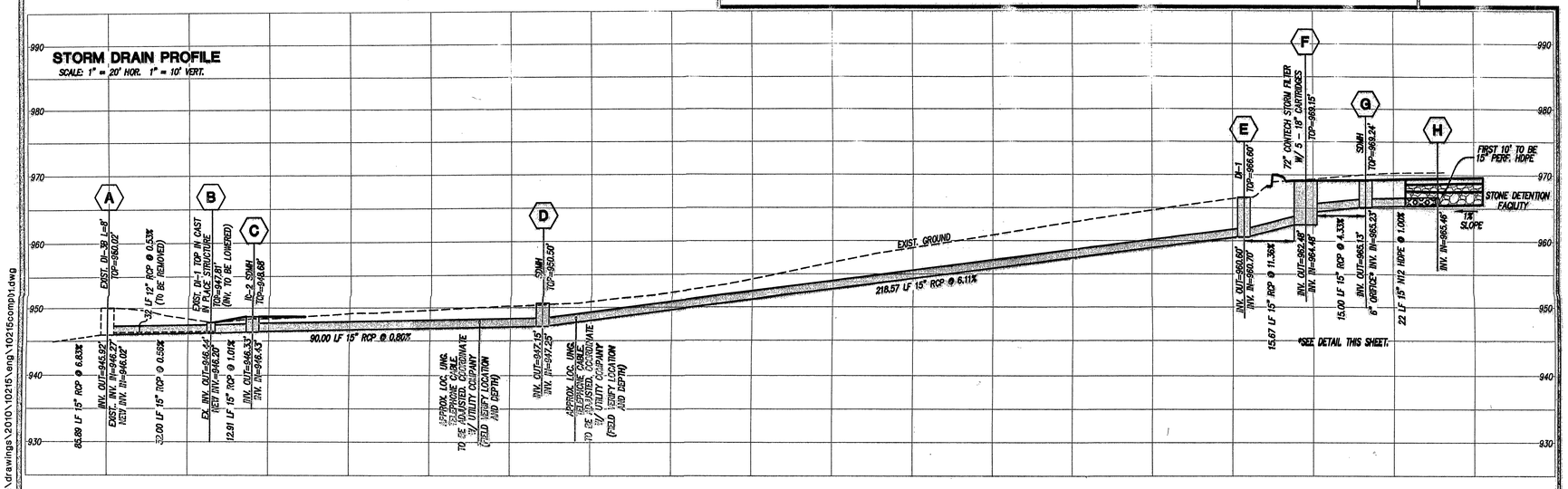

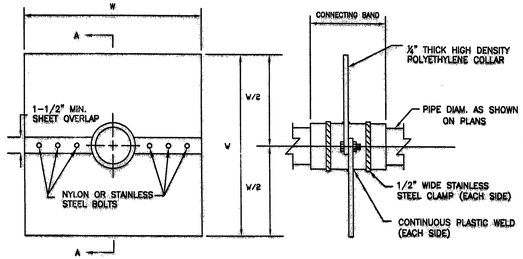

UPSTREAM ELEVATION

SECTION A–A

TABLE OF QUANTITIES

"W" FEET	POLYETHYLENE SHEET SQ. FT.	CONNECTING BAND INCHES (MIN.)	STAINLESS STEEL CLAMPS	NUMBER OF 1/4" x 1" BOLTS
4	17	6	2	6

NOTES:

1. THE PIPE, CONNECTING BAND, AND SEAM COATING CAN BE EITHER SILICON CAULKING (RECOMMENDED), TAR OR MASTIC.
2. APPLY SILICON CAULK, TAR, OR MASTIC TO THE CONNECTING BAND AND LAY THE PIPE ON IT. APPLY SILICON CAULK, TAR, OR MASTIC TO THE OTHER HALF OF THE CONNECTING BAND AND SET IT IN PLACE, LINING UP THE BOLT HOLES.
3. INSTALL THE STAINLESS STEEL CLAMPS ON THE SPLIT HALVES OF THE CONNECTING BANDS AND TIGHTEN THE BOLTS AND CLAMPS.
4. APPLY SILICON CAULK, TAR, OR MASTIC ON THE SEAMS AS NEEDED TO INSURE A GOOD SEAL SO THAT THE COMPLETED INSTALLATION IS WATERTIGHT.

HDPE ANTISEEP COLLAR

APPROVED
JAN 04 2012

PROFILES AND STORMWATER MANAGEMENT DETAILS

LYNCH DENTIST OFFICE
SITUATED AT 1506 & 1510 FRANKLIN RD. S.W.
CITY OF ROANOKE, VIRGINIA
PREPARED FOR
STRUCTURES DESIGN / BUILD

REVISIONS		
NO.	DATE	DESCRIPTION
1		
2		
3		
4		
5		

DATE: January 3, 2012
SCALE: 1" = 20'
COMMISSION NO: 10-215
SHEET 5 OF 8

10215comp01-05-pr01.plt
w:\drawings\2010\10215\eng\10215comp01.dwg