AS-BUILTS

DATE: 12-02-02
REVISIONS
1 02-20-03
2 03-28-03
3
4

PIERSON
ENGINEERING
&
SURVEYING

P.O. BOX 311
1324 ROANOKE ROAD
DALEVILLE, VA 24083

(540) 966-3027 TEL
(540) 966-5906 FAX
e-mail: rpierson@rbnet.com

SUBDIVISION PLAN
FOR
MEADOWBROOK – PHASE III
ROANOKE COUNTY, VIRGINIA

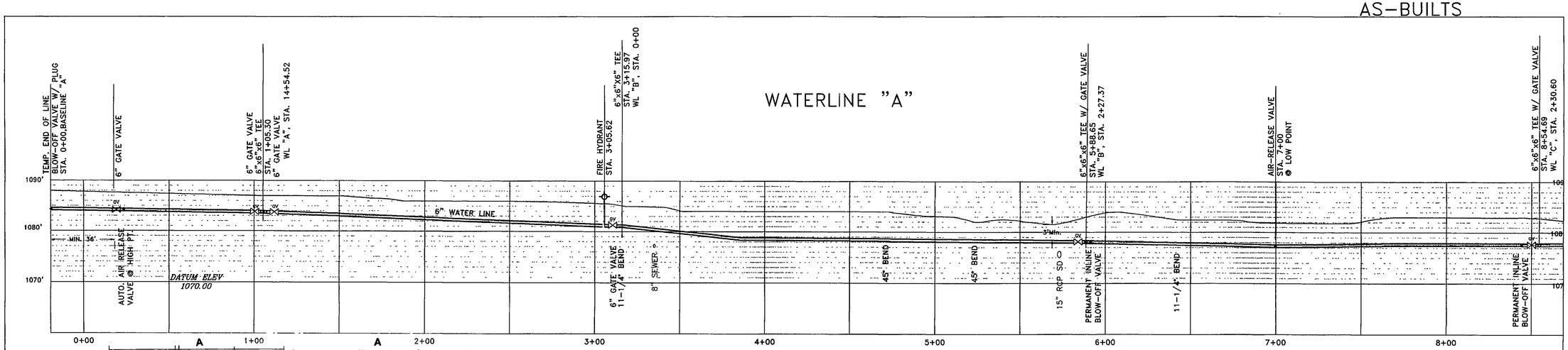

UTILITIES (WATER AND SEWER) TO BE INSTALLED IN ACCORDANCE WITH THE ROANOKE COUNTY WATER AND SEWER REGULATIONS.

A

WATERLINE "A"		
START LINE		
TEMP BLOW-OFF	8607 "A" - 98	8607 "B" - 80
GATE VALVE	8607 "A" - 80	8607 "B" - 93
AIR RELEASE	8607 "A" - 82	8607 "B" - 78
STATION 1 + 05		
GATE VALVE	8606 "A" - 61	8606 "B" - 84
T" + REDUCER	8607 "A" - 104	8606 "A" - 60
GATE VALVE	8606 "A" - 58	8606 "B" - 80
STATION 3 + 05		
T"	8624 "A" - 73	8628 "C" - 67
HYDRANT VALVE	8624 "A" - 71	8628 "C" - 65
HYDRANT	8624 "A" - 57	8628 "C" - 61
11 1/4 BEND	8624 "A" - 74	8628 "C" - 66
T TO LINE "B"	8624 "A" - 77	8628 "C" - 65

GATE VALVE	8624 "A" - 76	8628 "C" - 66
STATION 4 + 75		
45 BEND	8636 "A" - 73	8636 -"B" - 40
STATION 5+25		
45 BEND	8636 "A" - 111	8636 "B" - 79
STATION 5 + 88		
GATE VALVE	8641 "A" - 37	8641 "B" - 76
T TO LINE "B"	8641 "A" - 34	8641 "B" - 74
BLOW-OFF	8641 "A" - 28	8641 "B" - 67
STATION 6 + 40		
11 1/4 BEND	8641 "A" - 15	8641 "B" - 47
STATION 7 + 00		
AIR RELEASE	8641 "A" - 129	8641 "B" - 89
STATION 8 + 54		
BLOW-OFF	8614 "A" - 269	8614 "B" - 236

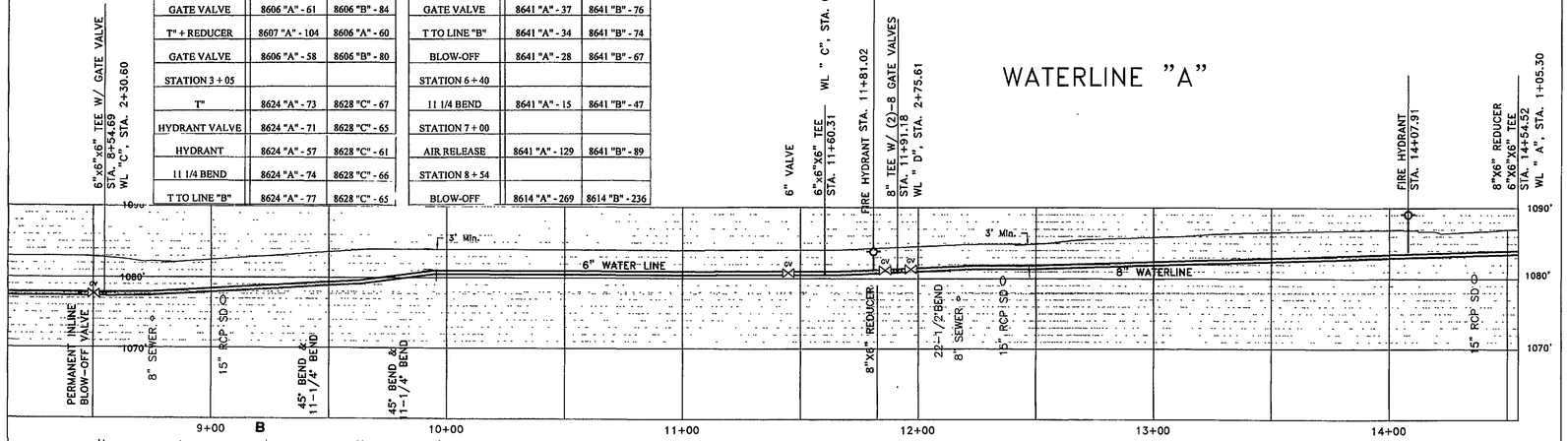

B

WATERLINE "B"		
STATION 0 + 07		
GATE VALVE	8624 "A" - 80	8628 "C" - 67
STATION 0 + 47		
45 & 22 1/2 BEND	8624 "A" - 115	8628 "C" - 107

STATION 1 + 55		
11 1/4 BEND	8614 "A" - 60	8641 "B" - 83
STATION 2 + 20		
GATE VALVE	8641 "A" - 33	8641 "B" - 72
STATION 2 + 23		
GATE VALVE	8614 "A" - 273	8614 "B' - 235

C

WATERLINE "C"		
STATION 0 + 07		
GATE VALVE	8614 " B" - 121	8614 "A" - 112
STATION 0 + 47		
45 & 22 1/2 BEND	8701 "A" - 73	8615 "A" - 145

A

GATE VALVE	8614 "A" - 267	8614 "B" - 236
T TO LINE "C"	8614 "A" - 268	8614 "B" - 237
STATION 9 + 45		
45 + 11 1/4 BEND	8614 "B" - 218	8701 "A" - 110
STATION 9 + 75		
45 + 11 1/4 BEND	8614 "B" - 183	8701 "A" - 124
STATION 11 + 50		
GATE VALVE	8614 "A" - 118	8614 "B" - 126
STATION 11 + 60		
T TO LINE "C"	8701 "A" - 23	8615 "A" - 126
STATION 11 + 81		
HYDRANT	8614 "A" - 104	8614 "B" - 121
HYDRANT VALVE	8614 "A" - 102	8614 "B" - 118
T	8701 "A" - 27	8615 "A" - 109
STATION 11 + 91		
GATE VALVE	8614 "A" - 93	8614 "B" - 108
T TO LINE "D"	8701 "A" - 36	8615 "A" - 95
GATE VALVE	8614 "A" - 87	8614 "B" - 111
STATION 12 + 05		
22 1/2 BEND	8701 "A" - 32	8615 "A" - 82
STATION 14 + 07		
T	8707 "A" - 75	8606 "A" - 28
HYDRANT	8706 "A" - 22	8706 "B" - 57
HYDRANT VALVE	8706 "A" - 24	8706 "B" - 59

WATER SERVICE

Double meters at the corner
A2 - A3, B1 - B2, C1 - C2, C3 - C4, D2 -D3, E2 -E3, F1 - F2, F3 - F4, G1 - G2, G3 - G4, G5 - G6, G7 - G8, H1 - H2, H3 - H4, H5 - H6, H7 - H8

Single meter at the corner
A-1, B-3, D-1, E-1, F-5

D

WATERLINE "D"	FROM	FROM
STATION 0 + 00		
22 1/2 BEND	8615 "A" - 230'	8615 "B" - 189'
AIR RELEASE	8615 "A" - 221'	8615 "B" - 180'
STATION 2 + 50		
22 1/2 BEND	8701 "A" - 48'	8615 "A" - 92'

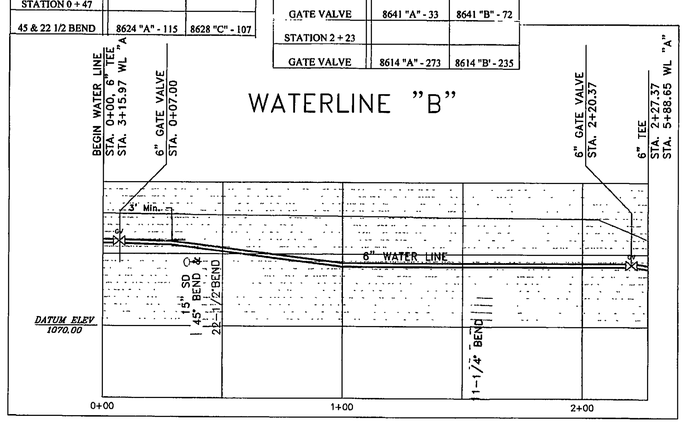

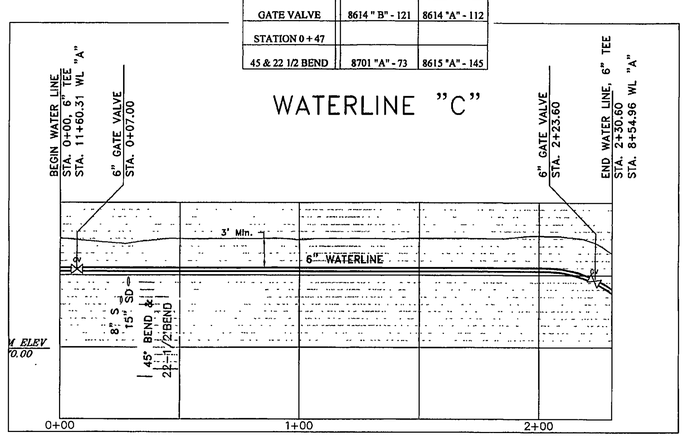

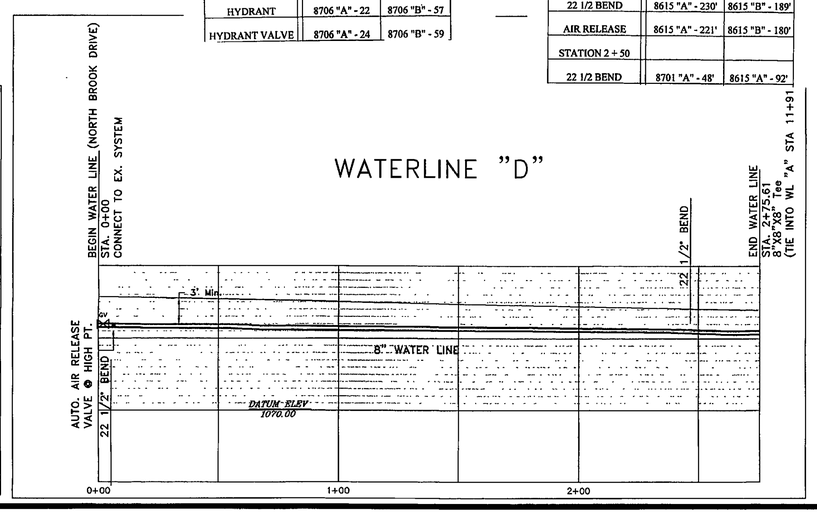

WATERLINES

COMMONWEALTH OF VIRGINIA
6-7-04
RODERICK F. PIERSON
NO. 023842
PROFESSIONAL ENGINEER

COMMISSION
R200292

SHEET
SH8