

TABLE 3.33-B  
ACCEPTABLE TEMPORARY EROSION PLANT MATERIALS  
CHECK REFERENCE FOR ALL REMOVAL

Planting Date	Species	Rate (lbs./acre)
Sept. 1 - Feb. 15	50/50 Mix of Annual Ryegrass (Lolium multiflorum) and Cereal (Wheat) Rye (Secale cereale)	50 - 100
Feb. 16 - Apr. 30	Annual Ryegrass (Lolium multiflorum)	60 - 120
May 1 - Aug. 31	Cereal Rye (Secale cereale)	50

Source: Va. DSWC

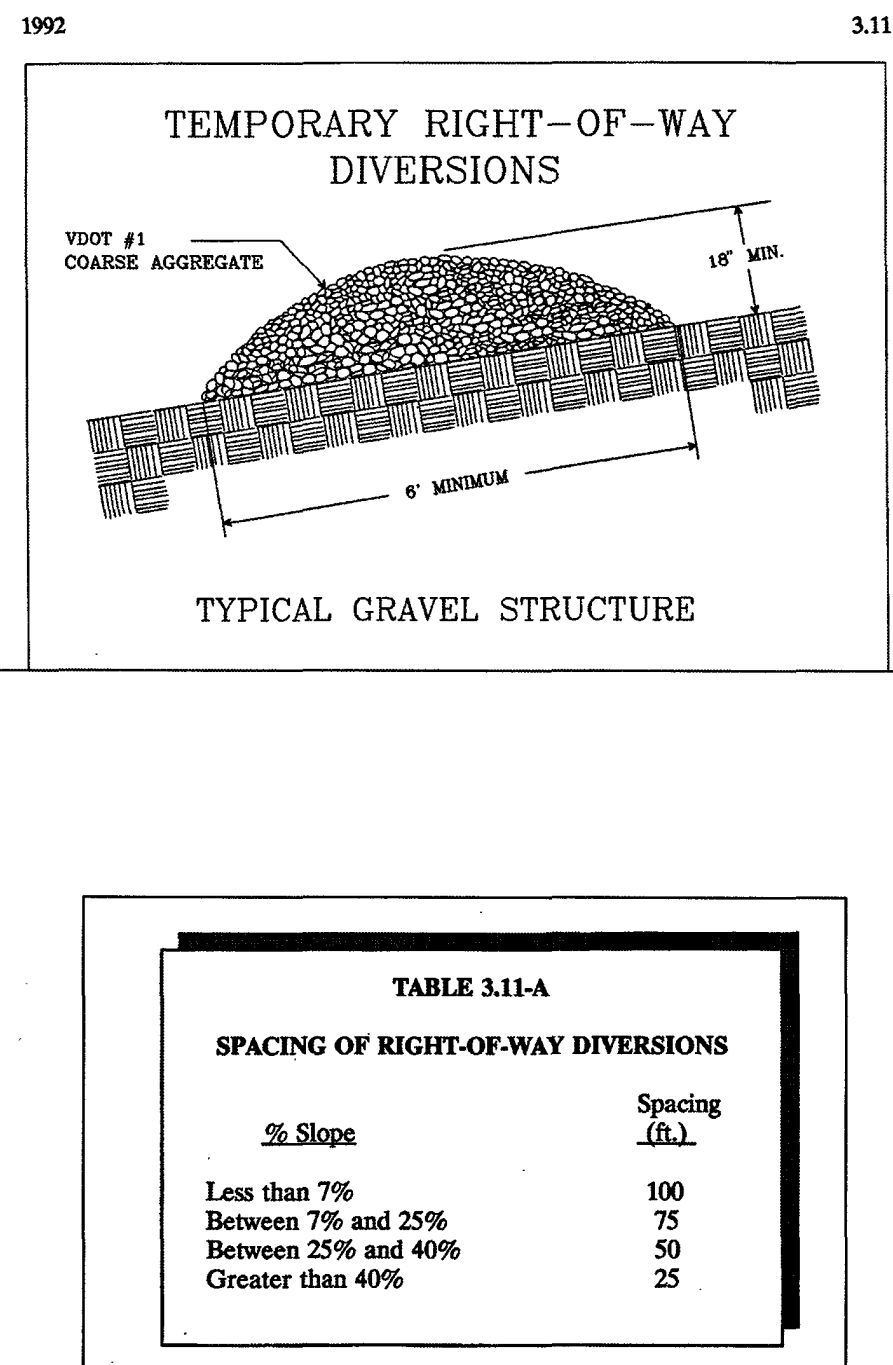
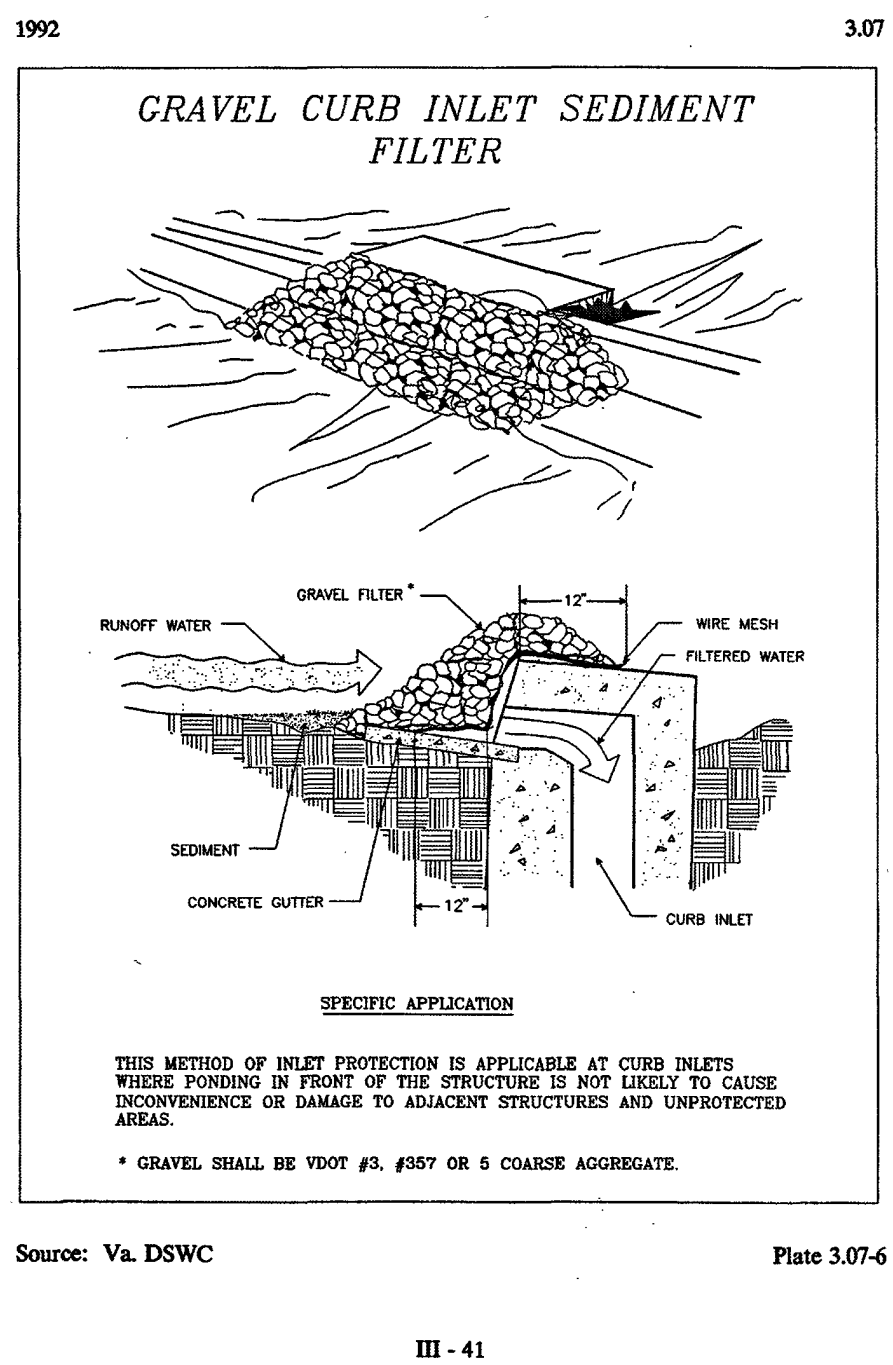
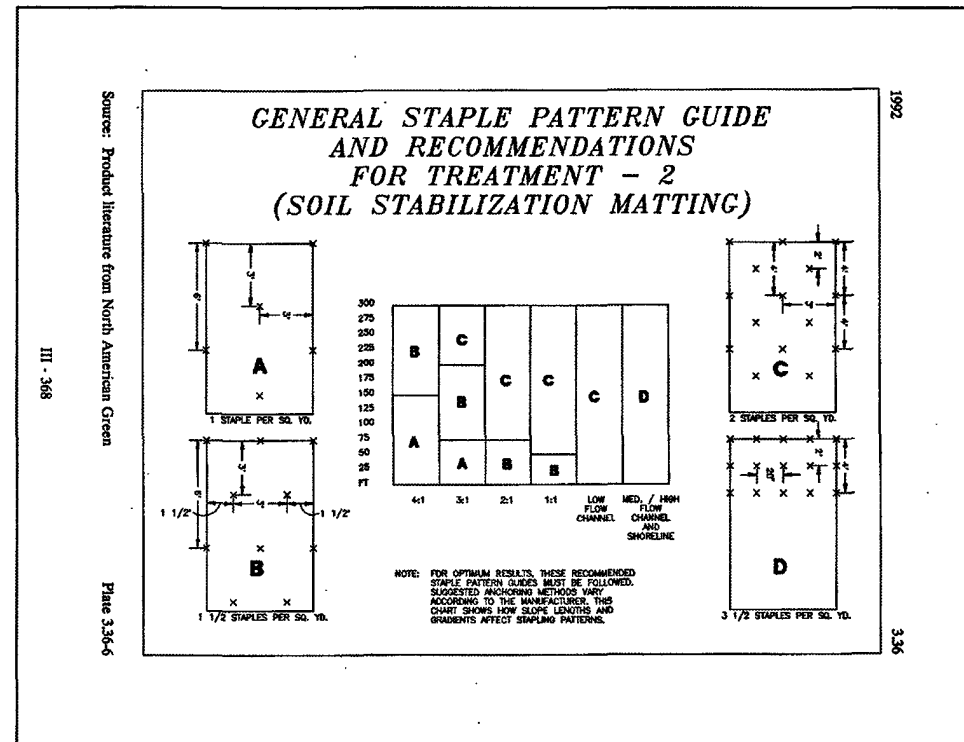


TABLE 3.33-C  
SITE SPECIFIC SEEDING MIXTURES FOR APPALACHIAN/MOUNTAIN AREA

Minimum Care Lawn	Total Lbs. Per Acre
- Commercial or Residential	200-250 lbs.
- Kentucky 31 or Turf-Type Tall Fescue	90-100%
- Improved Perennial Ryegrass *	0-10%
- Kentucky Bluegrass	0-10%
High-Maintenance Lawn	
Minimum of three (3) up to five (5) varieties of bluegrass from approved list for use in Virginia.	125 lbs.
General Slope (3:1 or less)	
- Kentucky 31 Fescue	128 lbs.
- Red Top Grass	2 lbs.
- Seasonal Nurse Crop **	20 lbs.
- Crowweitch ***	150 lbs.
Low-Maintenance Slope (Steeper than 3:1)	
- Kentucky 31 Fescue	108 lbs.
- Red Top Grass	2 lbs.
- Seasonal Nurse Crop **	20 lbs.
- Crowweitch ***	150 lbs.

\* Perennial Ryegrass will germinate faster and at lower soil temperatures than fescue, thereby providing cover and erosion resistance for seedbed.

\*\* Use seasonal nurse crop in accordance with seeding dates as stated below:  
March, April through May 15th ..... Annual Rye  
May 16th through August 15th ..... Foxtail Millet  
August 16th through September, October ..... Annual Rye  
November through February ..... Winter Rye

\*\*\* If Flatspea is used, increase to 30 lbs./acre. All legume seed must be properly inoculated. Weeping Lovegrass may also be included in any slope or low-maintenance mixture during warmer seeding periods; add 10-20 lbs./acre in mixes.

III - 302

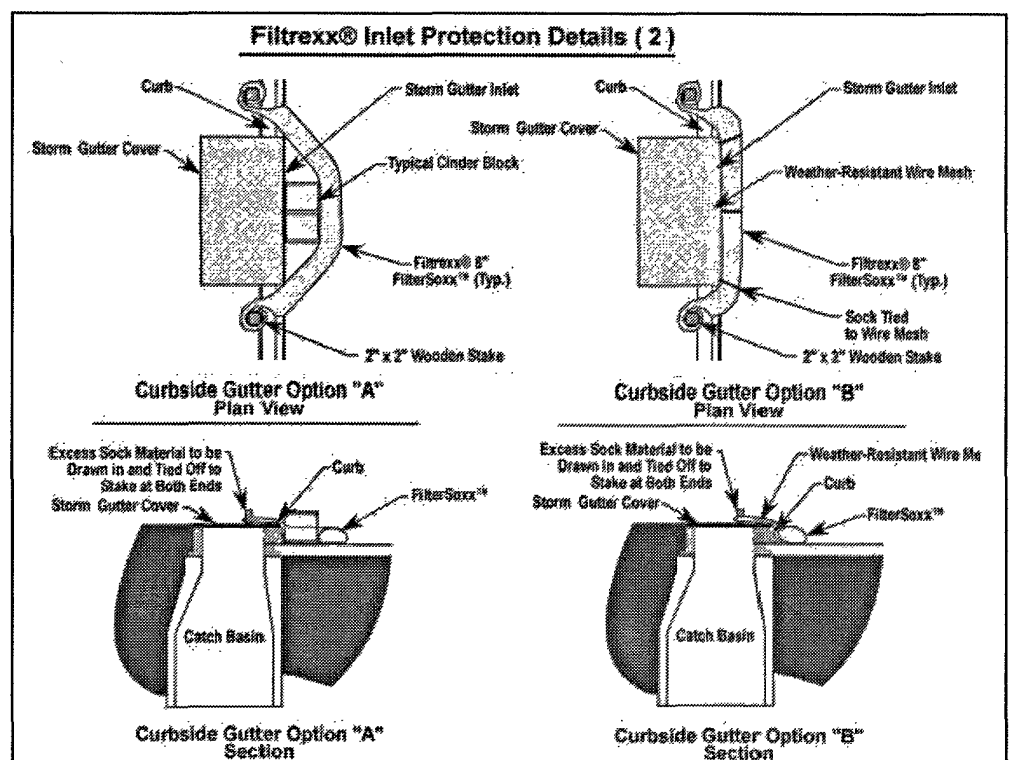
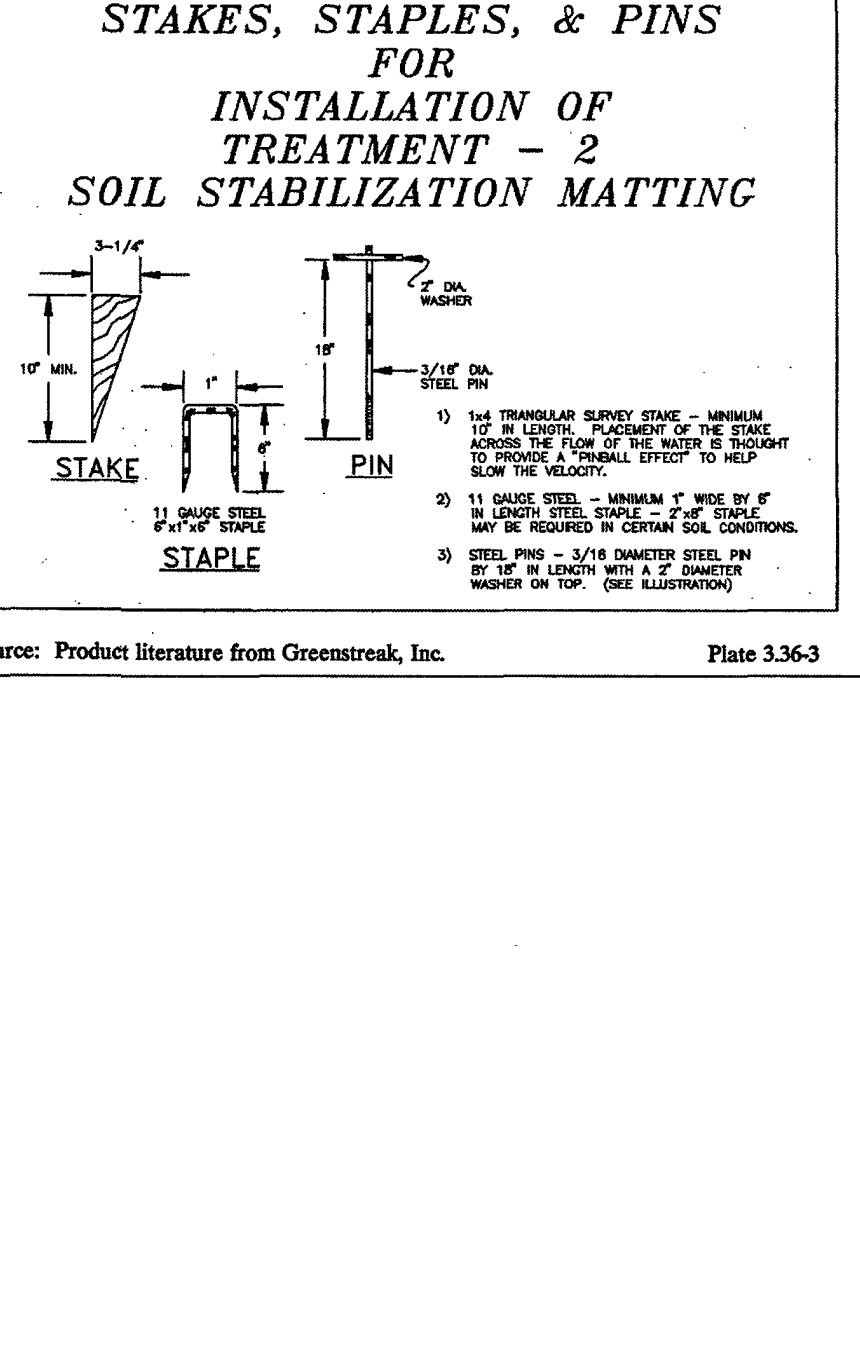
TABLE 3.35-A  
ORGANIC MULCH MATERIALS AND APPLICATION RATES

MULCHES:	RATES:		NOTES:
	Per Acre	Per 1000 sq. ft.	
Straw or Hay	1 1/2 - 2 tons (Minimum 2 tons for winter cover)	70 - 90 lbs.	Free from weeds and coarse matter. Must be anchored. Spread with mulch blower or by hand.
Fiber Mulch	Minimum 1500 lbs.	35 lbs.	Do not use as mulch for winter cover or during hot, dry periods.* Apply as slurry.
Corn Stalks	4 - 6 tons	185 - 275 lbs.	Cut or shredded in 4-6" lengths. Air-dried. Do not use in fine turf areas. Apply with mulch blower or by hand.
Wood Chips	4 - 6 tons	185 - 275 lbs.	Free of coarse matter. Air-dried. Treat with 12 lbs nitrogen per ton. Do not use in fine turf areas. Apply with mulch blower, chip handler, or by hand.
Bark Chips or Shredded Bark	50 - 70 cu. yds.	1-2 cu. yds.	Free of coarse matter. Air-dried. Do not use in fine turf areas. Apply with mulch blower, chip handler, or by hand.

\* When fiber mulch is the only available mulch during periods when straw should be used, apply at a minimum rate of 2000 lbs./ac. or 45 lbs./1000 sq. ft.

Source: Va. DSWC

III - 353



City of Roanoke  
Planning, Building, & Development  
COMPREHENSIVE DEVELOPMENT PLAN

APPROVED  
by Adrian Gilbert 06/13/2018

**parker**  
DESIGN GROUP  
2122 Carolina Ave. SW  
Roanoke, VA 24014  
Ph: 540-387-1153  
Fax: 540-389-5767  
1915-B W. Cary Street  
Richmond, VA 23220  
Phone: 804-358-2947  
Fax: 804-359-9645  
www.parkerdgc.com

These documents are the property of Parker Design Group (PDG) and may not be reproduced or used without the express permission of PDG. Any reuse of these documents without authorization of PDG will be at the sole risk of the individual or entity using said documents.

**Member One Federal Credit Union**  
Site Development Plan  
City of Roanoke, VA  
2926 Franklin RD, SW

REVISIONS:

1st Submission City Comments	2nd Submission City Comments
4-23-18	5-16-18

DESIGNED BY: JMD  
DRAWN BY: JMD  
CHECKED BY: SLR

DATE:  
March 14, 2018

SHEET TITLE:  
ESC DETAILS

SCALE:  
N/A

SHEET NO.  
C07

JOB NO. 17-0187-02