


PRE-CONSTRUCTION MEETING AND CONSTRUCTION COMMENCEMENT:

- VIRGINIA DEPARTMENT OF TRANSPORTATION:

The Project Engineer shall provide electronic copies of the approved plans to the Development Review Coordinator within 5 working days of the pre-construction meeting. This sheet may not be modified.



All water facilities shall be installed according to the Western Virginia Water Authority Design and Construction Standards/ (Latest Edition).

A minimum cover of three (3) feet is required over proposed lines.

Contractor shall be responsible for locating and uncovering valve vaults after paving and adjustment to final grade if necessary.

All existing utilities may not be shown in their exact location. The contractor shall comply with the (State Water Works Regulations, Section 12.05.03, where lines cross.

All trenches in existing or future highway right-of-ways shall be compacted according to Virginia Department of Transportation standards

Lines shall be staked prior to construction.

Water main shall be minimum Class 350 Ductile Iron in accordance to AWWA C151 or DR-14 PVC in accordance with AWWA C-900.

Ductile Iron Pipe in accordance with the Western Virginia Water Authority Design and Construction Standards shall be required for all pipe with a working pressure equal to or greater than 100 p.s.i.

LEGEND

SEWER NOTES

A minimum cover of three (3) feet is required over proposed lines.

Contractor shall be responsible for locating and uncovering all manholes after paving. Manhole tops shall be adjusted to grade if necessary.

All existing utilities may not be shown in their exact location.
The contractor shall comply with (State Water Works
Regulations, Section 12.05.03, where lines cross.)

All trenches in existing or future rights-of-way shall be compacted according to Virginia Department of Transportation standards.

Lines shall be staked prior to construction.

Underground utilities installed on private property or in private utility easements and building related storm drains shall be designed and installed per the current edition of the Virginia Uniform Statewide Building Code. Design and installation requirements issued by the Western Virginia Water Authority that meet or exceed the USBC requirements are acceptable for private utilities. All private utilities are to be permitted through and inspected by the Roanoke County Inspections Office. Vaults, valves and other devices installed by or under the control of the Western Virginia Water Authority may not substituted for the code required devices.

<u>SHEET</u>	<u>TITLE</u>
C0-01	ROANOKE COUNTY COVER SHEET
C0-02	GAY AND NEEL, INC. COVER SHEET
C1-01	EXISTING CONDITIONS
C3-01	GRADING PLAN
C3-02	GRADING PLAN
C4-01	UTILITY PLAN
C4-02	SANITARY SEWER PROFILES
C4-03	SANITARY SEWER DETAILS
C5-01	EROSION & SEDIMENT CONTROL PLAN
C5-02	EROSION & SEDIMENT CONTROL PLAN
C5-03	EROSION & SEDIMENT CONTROL DETAILS

SURVEY INFORMATION

Horizontal and vertical control surveys were performed in year: 2008, 2009
By: Anderson and Associates, Inc.

All vertical elevations must be referenced to the National Geodetic Vertical Datum of 1929 or 1988.
All horizontal elevations must be referenced to the North American Datum of 1927 or 1983.

Source of topographic mapping is dated 2008.

Boundary was performed by N/A dated:

Benchmark Information: See plans


The professional seal and signature certifies the boundary survey and topographic mapping to be accurate and correct.

ITEM	QUANTITY	UNIT	UNIT PRICE	COST	BONDABLE
8" SANITARY SEWER	1,170	LIN. FT.	\$30	\$35,100	
8" TAP	1	EA	\$700	\$700	
STANDARD MANHOLE W/FRAME & COVER	6	EACH	\$1,700	\$10,200	


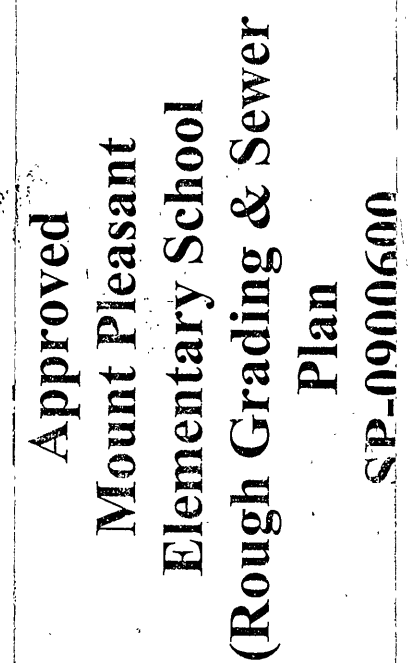
QUANTITIES, UNIT PRICES, COSTS, AND TOTAL INCLUDED IN THIS 'QUANTITY & COST ESTIMATE' TABLE HAVE BEEN PREPARED FOR PLAN REVIEW AND APPROVAL WITH THE COUNTY ONLY AND MAY NOT ACCURATELY REFLECT THE WORK OF THE PROJECT. THEREFORE, NONE OF THE INFORMATION INCLUDED HEREIN IS INTENDED TO DEFINE OR INFORM THE SCOPE OF WORK WITHIN THESE CONSTRUCTION DOCUMENTS. CONTRACTOR SHALL BE RESPONSIBLE FOR ALL THE WORK AS DEFINED BY THE PROJECT PLANS AND SPECIFICATIONS, AND THIS TABLE SHALL NOT BE CONSIDERED A GUARANTEE OF ANY AMOUNT OR COST OF WORK.

[illegible]

I HEREBY CERTIFY THAT THE FOREGOING ESTIMATE REFLECTS THE CURRENT IMPROVEMENT COSTS OF THIS PROJECT.

SIGNED:  DATE: 6-2-2009

328 Mountain Avenue S.W.
Roanoke, Virginia 24016
Phone: (540) 345-1110 Fax: (540) 345-5560
Email: info@gayandnet.com




DEVELOPMENT PLAN APPROVED			
FOR CONSTRUCTION BY ROANOKE COUNTY			
Project	Permit	Date	
Development Roadway	18	6/15/07	
Engineering	209	6/15/07	
Water & Sewer	209	6/15/07	
Planning & Zoning	440	6/15/10	

1-28-10

OFF SITE SEWER

**Mount Pleasant Elementary School
Rough Grading & Sewer Plans
3216 Mount Pleasant Boulevard
Roanoke, Virginia**

SHEET
C0-01



AS BUILT