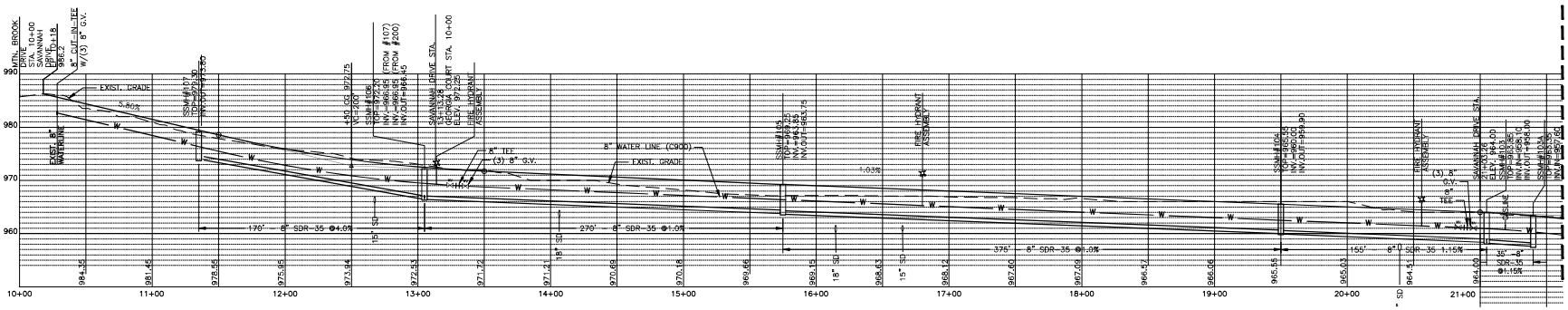

4 C-11 SAVANNAH DRIVE PROFILE

1"=10' VERTICAL SCALE
1"=40' HORIZONTAL SCALE

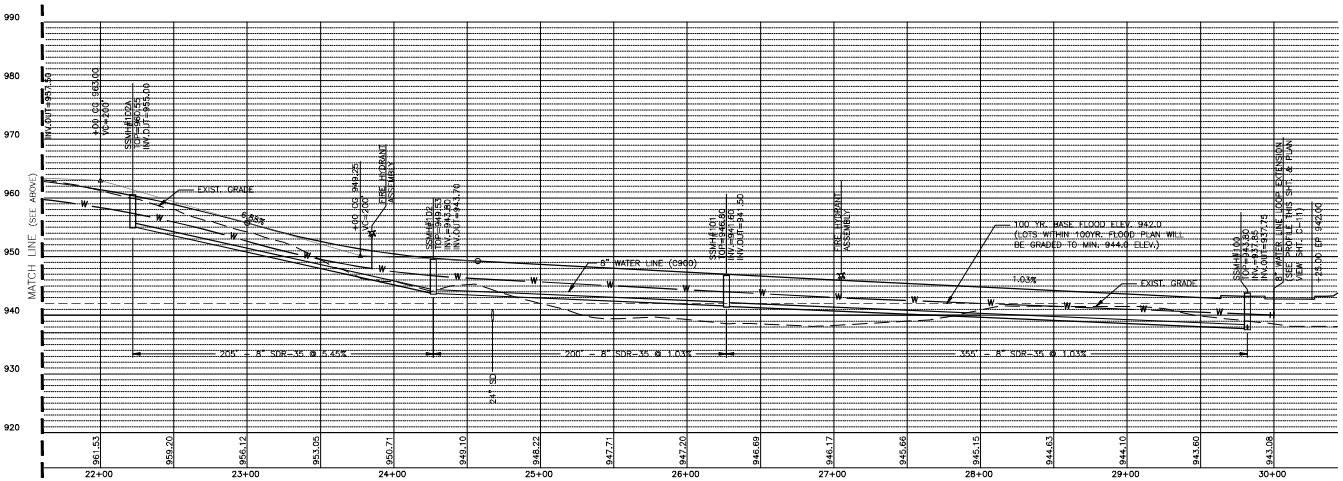

3 C-11 SAVANNAH DRIVE PROFILE

1"=10' VERTICAL SCALE
1"=40' HORIZONTAL SCALE

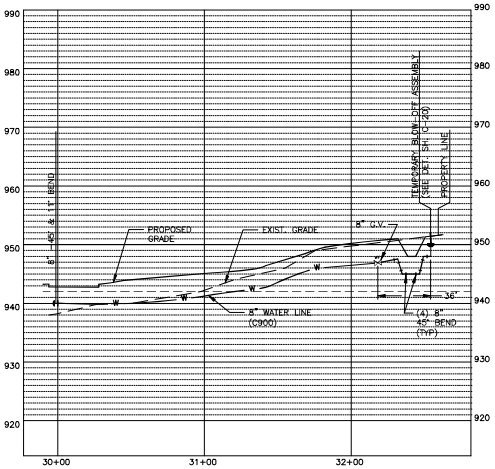

5 C-11 8" WATER LINE LOOP EXTENSION

1"=10' VERTICAL SCALE
1"=40' HORIZONTAL SCALE

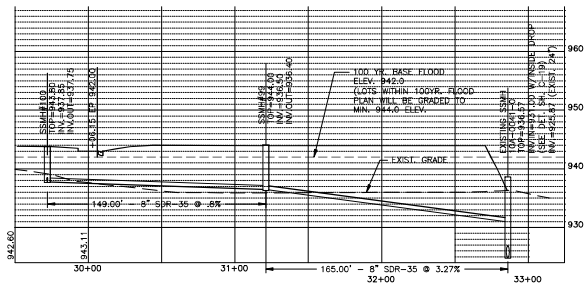

2 C-11 SAVANNAH DRIVE SS PROFILE

1"=10' VERTICAL SCALE
1"=40' HORIZONTAL SCALE

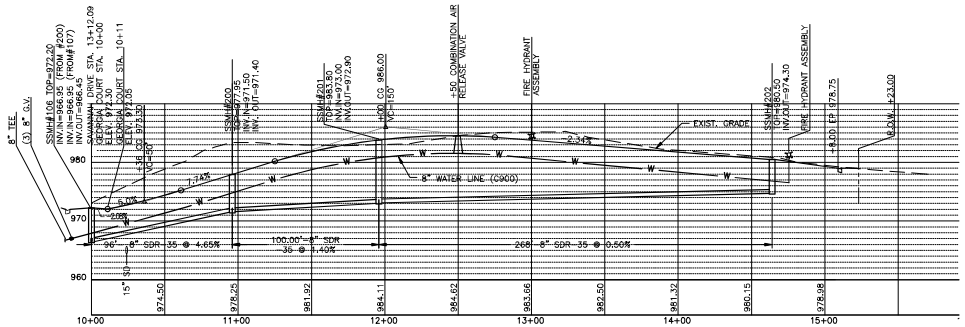

1 C-11 GEORGIA COURT SS PROFILE

1"=10' VERTICAL SCALE
1"=40' HORIZONTAL SCALE

City of Roanoke
Planning, Building, & Development
COMPREHENSIVE DEVELOPMENT PLAN
APPROVED
by Ken Richardson 06/07/2021

WATER & SANITARY SEWER GENERAL NOTES

1. ALL PIPES SHALL BE INSTALLED AT A MINIMUM DEPTH OF THIRTY-SIX (36) INCHES FROM ESTABLISHED FINAL GRADE TO THE TOP OF THE PIPE.
2. WATER PIPE SHALL NOT BE INSTALLED AT DEPTHS EXCEEDING SIX (6) FEET, UNLESS SPECIFICALLY APPROVED BY WVWA.
3. ALL SANITARY SEWER MANHOLES SHALL HAVE STANDARD FRAME AND COVERS UNLESS OTHERWISE NOTED.
4. WATER LINES SHALL BE LAID AT LEAST TEN FEET (10') HORIZONTALLY FROM SANITARY SEWER LINES AND AT LEAST EIGHTEEN INCHES (18") VERTICALLY FROM SANITARY SEWER LINES (PER WVWA DESIGN AND CONSTRUCTION SPECIFICATIONS SECTION CS-1.2.2)

MEREDITH ENGINEERING-SURVEYING P.L.L.C.
www.lmwpc.net
ph: 540.389.0484
1647 Millwood Dr.
Salem, Virginia 24153
dmeredithengineering@gmail.com

MOUNTAIN BROOK VILLAS COMPREHENSIVE DEVELOPMENT PLAN

ROANOKE, VIRGINIA

No.	Date	Description	By

PROFILE 1

COMMONWEALTH OF VIRGINIA
DOUGLAS R. MEREDITH, JR.
Lic. No. 22942
4-21-21
PROFESSIONAL ENGINEER

Drawn By	MCP
Checked By	RCW
Project Date	08/17/20
Drawing	4343
Commission No.	4343

C-12