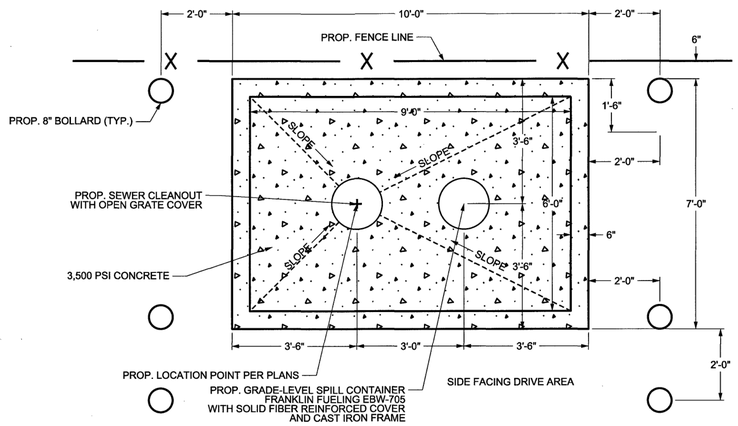

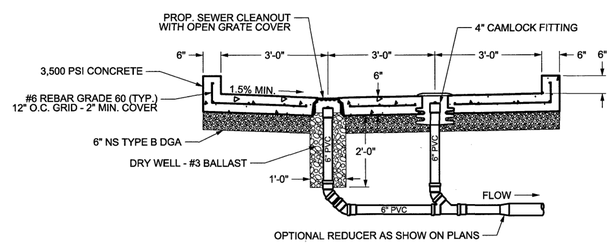

HONEY DIPPER DUMP STATION — NTS — HDS / FDS-05

1. TRAFFIC BEARING BOX AND LID REQUIRED IN TRAFFIC AREAS (CAPITOL FOUNDRY VB-9*S).
2. SEWER LATERAL AND CLEANOUT PIPING SHALL BE ASTM D3034 SDR 26. SEWER LATERAL FITTINGS SHALL BE OF SAME SDR RATING AS THE SEWER MAIN. SCHEDULE 40 SOLVENT WELD PIPE AND FITTINGS MAY BE USED FOR THE SEWER LATERAL AND CLEANOUT ASSEMBLY WITH APPROVAL FROM THE PARTICIPATING UTILITY.
3. ALL PIPE SHALL BE OF SAME SIZE.
4. NO BENDS ARE ALLOWED IN THE LATERAL FROM THE MAIN TO THE CLEANOUT STACK WYE. (EXCEPT FOR DEEP SEWER, AS SHOWN BELOW).
5. ALL MAIN LINE TAPS ON ACTIVE MAINS SHALL BE PERFORMED BY PARTICIPATING UTILITY.
6. PIPING ON PRIVATE SIDE OF CLEANOUT TO BE INSTALLED PER GOVERNING JURISDICTION REQUIREMENTS.
7. MINIMUM LATERAL SIZE: 4" FOR RESIDENTIAL SERVICE, 6" FOR NON-RESIDENTIAL SERVICE.
8. SEWER CLEANOUTS SHALL BE SAME SIZE AS SEWER LATERAL.
9. MINIMUM COVER FOR ALL SEWER LATERALS SHALL BE THREE (3') FEET.
10. PROPERTY OWNER RESPONSIBLE FOR INSTALLING CLEANOUT ON PROPERTY LINE (IN ACCORDANCE WITH THIS DETAIL) WHEN MAINTENANCE OCCURS.
11. LOWEST SERVED FINISHED FLOOR ELEVATION SHALL BE A MINIMUM OF THREE FEET (3') ABOVE THE TOP OF THE MAIN AT THE POINT WHERE THE SERVICE LATERAL CONNECTS TO THE MAIN.
12. WHEN CONNECTING TO EXISTING LATERAL USE FERNCO FLEXIBLE COUPLING.

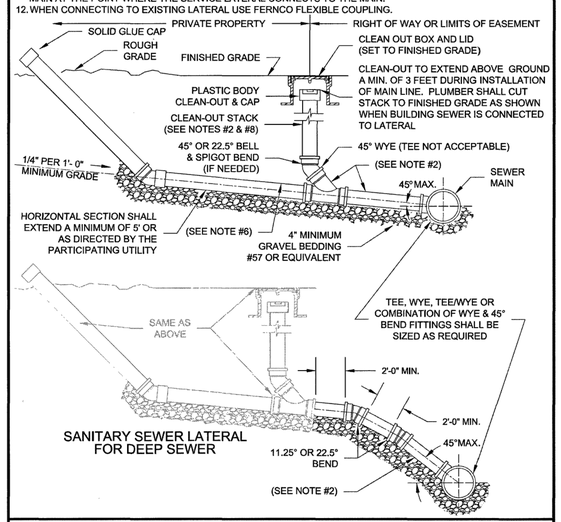

SANITARY SEWER LATERAL FOR DEEP SEWER

WESTERN VIRGINIA REGIONAL - CONSTRUCTION DETAIL	
SANITARY SEWER LATERAL 01/01/14	S-6

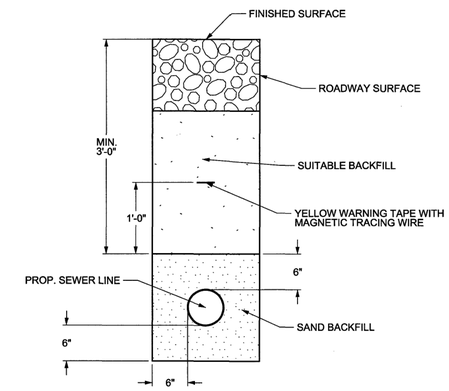

SEWER LINE TRENCH DETAIL — NTS — SLT / FDS-05

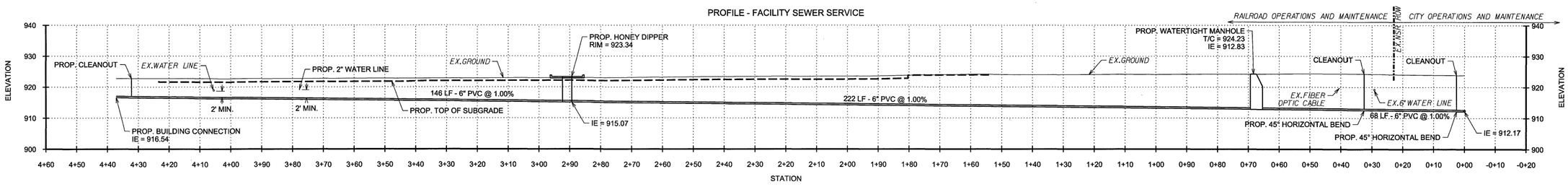

NOTE: SEE UTILITY NOTES ON SHEET FP-01.

SCALE: NTS

DO NOT SCALE THIS DRAWING FOR DIMENSIONS NOT GIVEN

REV	BY	DATE	DESCRIPTION
R1	EVU	08/26/16	REVISED SEWER PROFILE DESIGN

PROJECT NO: 13016
DATE:
DRAWN BY: EVU
CHECKED BY: HAC
REVISIONS:

CROUCH ENGINEERING®
428 WILSON PIKE CIRCLE
BRENTWOOD, TN 37027
PHONE NO. (615) 791-0630

COPYRIGHT CROUCH ENGINEERING® ALL RIGHTS RESERVED. REPRODUCTION AND DISTRIBUTION ONLY UNDER PERMISSION AND LICENSE BY CROUCH ENGINEERING. FOR PERMISSION, CONTACT HARVEY A. CROUCH.

NORFOLK SOUTHERN RAILWAY COMPANY
OWNING COMPANY
POCAHONTAS
OPERATING DIVISION
OFFICE OF THE CHIEF ENGINEER - DESIGN AND CONSTRUCTION - ATLANTA, GA.

LOCATION: ROANOKE, VIRGINIA

TITLE: PROPOSED SERVICING FACILITY – ALBEMARLE AVENUE
SERVICING FACILITY DETAILS
SEWER DETAILS – HONEY DIPPER STATION

DGN EVU	PID NO. D1940	VAL MAP V-10-VA2A (15380)	MILE POST WR 0.73
DWN EVU	FILE NO. CRS0129781	DRAWING NUMBER	
CHK BLP	DATE APRIL 28, 2016	TD-2015-105-R1	

CADD FILE#