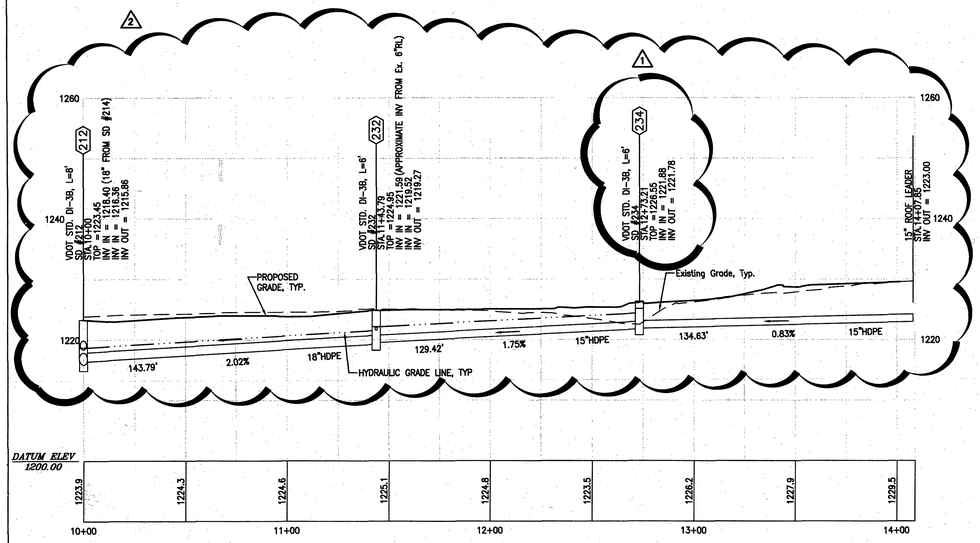

SD 212-234

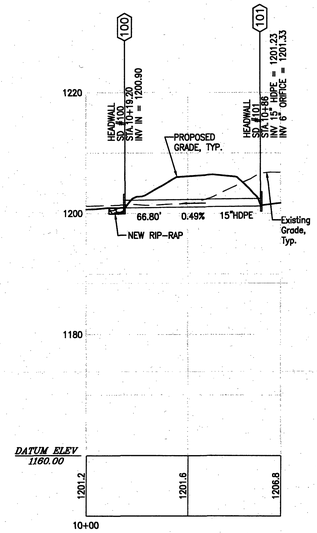

SD 100-101

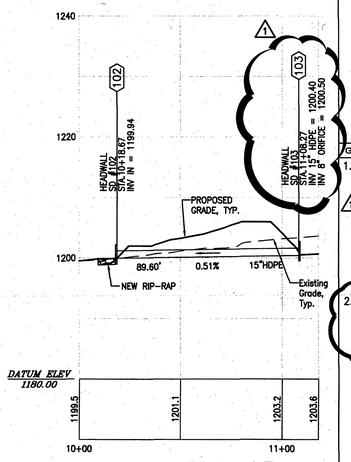

SD 102-103

KEY PLAN

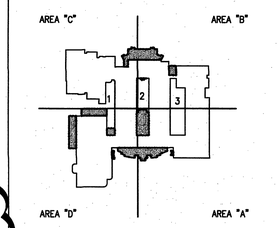

GENERAL NOTES

1. PROVIDE IS-1 SHAPING ON ALL INLETS.

1. THE ANNOTATION OF ALL STORM DRAIN STRUCTURES HAVE CHANGED FROM "RIM" TO "TOP" ELEVATIONS. IN THE CASE OF CURB INLETS, "TOP" INDICATES THE TOP OF THE STRUCTURE/TOP OF CURB ELEVATION. IN THE CASE OF DROP INLETS, THE "TOP" ELEVATION INDICATES THE TOP OF GRATE ELEVATION.

2. STORM DRAIN PIPING MATERIAL SHALL BE CORRUGATED HIGH-DENSITY POLYETHYLENE (HDPE). COVER AND INSTALLATION SHALL COMPLY WITH THE COUNTY OF ROANOKE INSPECTION SPECIFICATIONS FOR HDPE PIPE.

REVISION #2 CHANGES:
ALL STORM DRAIN PIPE MATERIAL HAS BEEN CHANGED TO HDPE. ADDITIONALLY, STORM DRAIN TOP ELEVATIONS HAVE BEEN REVISED DUE TO THE ELIMINATION OF THE GUTTERS (PHASE I).

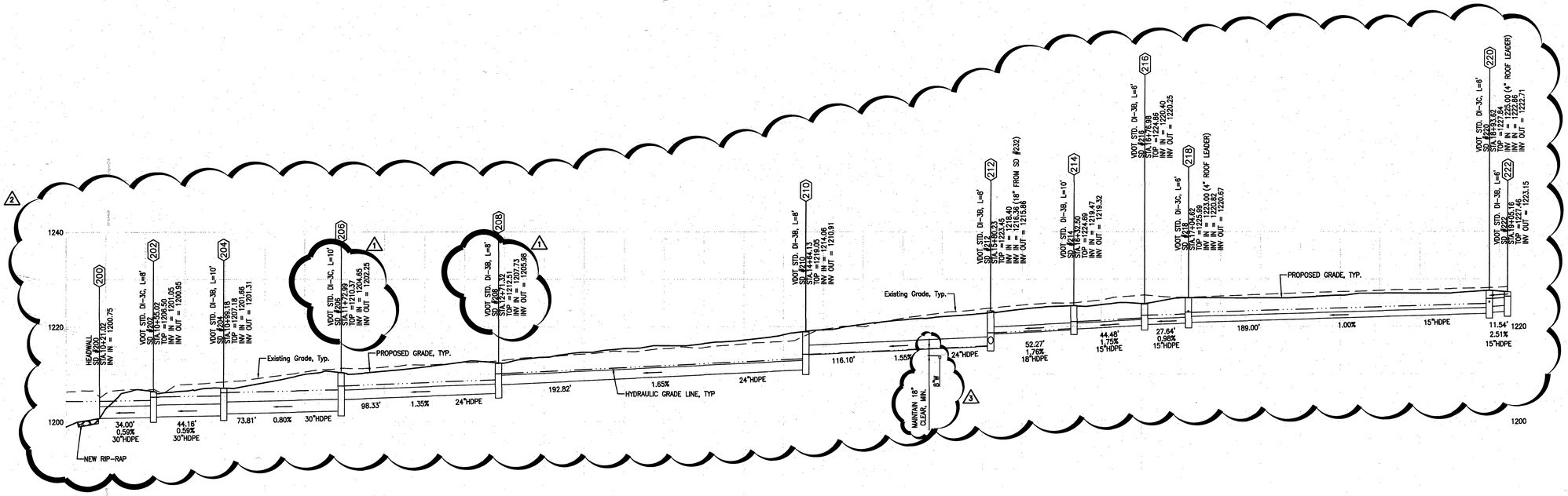

SD 200-222

1" = 30'-0" 30' 20' 10' 0 30' 60'
HORIZONTAL SCALE: 1"=30'
VERTICAL SCALE: 1"=10'

SPECTRUM DESIGN
10 CHURCH AVE SE, PLAZA SUITE 1 ROANOKE, VIRGINIA 24011 540.342.6001
ROANOKE • MARION

ADDITIONS AND RENOVATIONS TO NORTHSIDE HIGH SCHOOL

ROANOKE COUNTY PUBLIC SCHOOLS
VA DOE #80-52G

SPECTRUM DESIGN PROJECT NO. 06055

COMMONWEALTH OF VIRGINIA
MICHAEL A. RAKES
No. 028199
8/28/07
PROFESSIONAL ENGINEER

DATE	15 APRIL, 2007
DESIGN ARCHITECT	
PROJECT ARCHITECT	
PROJECT ENGINEER	MAR
CHECKED BY	MAR
DRAWN BY	CZV

REVISIONS	NUMBER	DATE
COUNTY REVIEW	1	5/25/07
CO. REVIEW AND VE REV	2	8/17/07
COUNTY REVIEW	3	8/28/07

SHEET TITLE

PROFILES - STORM DRAIN

C-2.4

J:\06055\Civil 06055\dwg\06055 PROFILES.dwg, Plotted By: mferrarry, Plotted: Aug 29, 2007 - 9:52am