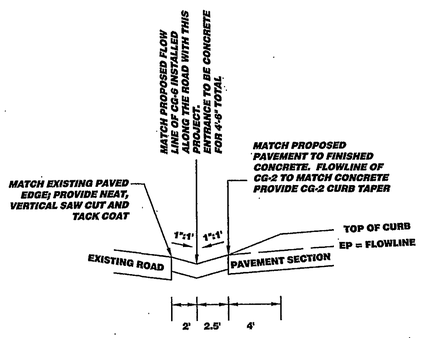

PROFILE VIEW

3/07 CITY OF ROANOKE ENTRANCE - ADDITIONAL INFORMATION
NOT TO SCALE

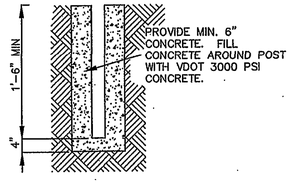

POST DETAIL
NOT TO SCALE

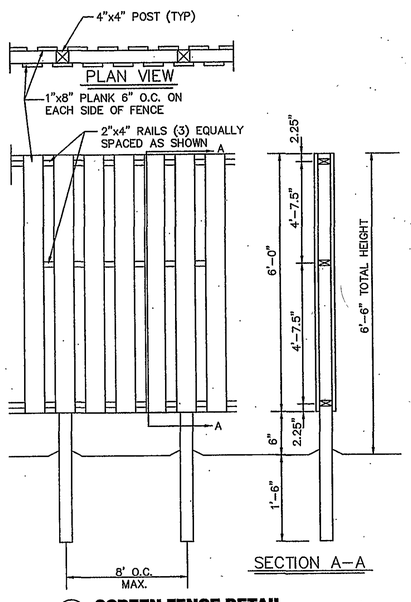

8/07 SCREEN FENCE DETAIL
NOT TO SCALE

SPECIFICATIONS

CURB & GUTTER
ENTRANCE WAYS
TRENCHES & CUTS

Standard Notes:

1. Work shall not commence in public right-of-way before approval by an inspector and a permit is obtained.
2. Notify Construction Inspectors office at 853-2856 – 48 hours before work begins.
3. Do not pour any concrete before forms have been inspected and approved.

Sidewalk & Entrance Way and Curb & Gutter Notes:

1. Use only standard metal forms as approved by the Virginia Department of Transportation. (Wood forms Will not be permited.)
2. Joints or score marks are to be sharp and clean without showing edges of jointing tool.
3. All radius shown shall be 1/2" unless otherwise noted for premolded expansion joints.
4. All concrete shall be Class A 3000 P.S.I.
5. Curb radius (R) is from back of curb and gutter to back of sidewalk.

OFFICE OF THE CITY ENGINEER – ROANOKE, VIRGINIA

APPROVED CITY ENGINEER DATE:	NOTES	SHEET 1 OF 7

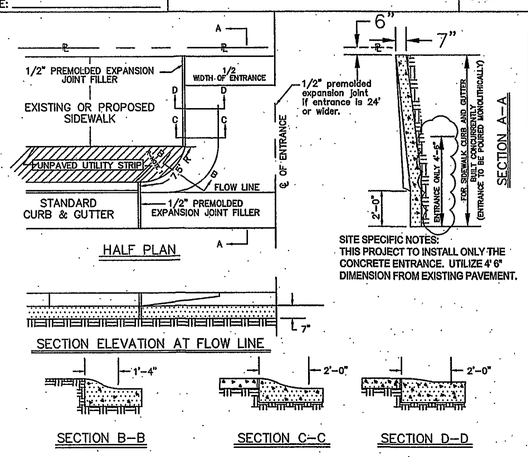

SITE SPECIFIC NOTES:
THIS PROJECT TO INSTALL ONLY THE CONCRETE ENTRANCE. UTILIZE 4' 6" DIMENSION FROM EXISTING PAVEMENT.

GENERAL NOTES:
1. Standard commercial "Entrance" shall have a minimum curb radius (R) of 7 1/2 feet.
2. Minimum Entrance width to be 12 feet.
3. Where curb & gutter already exists both curb & gutter shall be removed. If proposed entrance falls within five (5) feet of an existing joint removal & reconstruction shall be to that joint. Any concrete removed at other than an existing joint shall be cut with a mechanical saw specifically manufactured for that purpose; this also shall apply to street pavement.
4. Where sidewalk exists or is to be constructed across driveways the thickness thereof must correspond with the thickness of the entrance.
5. Whenever "Entrance" exceeds twenty-four (24) feet in width a 1/2" premolded expansion joint filler shall be installed through the center perpendicular to flow line.
6. Finish "Entrances" shall have a "course broom finish" running parallel to flow line.
7. Curing shall be accomplished by the use of a liquid membrance seal containing white pigment applied at the rate of one (1) gallon per 150 square feet.
8. All "Entrance Ways" shall be constructed according to City of Roanoke specifications and to line and grades approved by the City Engineering Department.
9. Entrances exceeding 30 feet in width shall be approved by the City Manager.

SITE SPECIFIC:
R=12.5'
NO CG-6 EXIST
ENTRANCE WIDTH = 24' AT NARROWEST (PLAN FOR JOINT)

3/07

OFFICE OF THE CITY ENGINEER – ROANOKE, VIRGINIA

APPROVED CITY ENGINEER DATE:	STANDARD CITY OF ROANOKE COMMERCIAL ENTRANCE	SHEET 5 OF 7

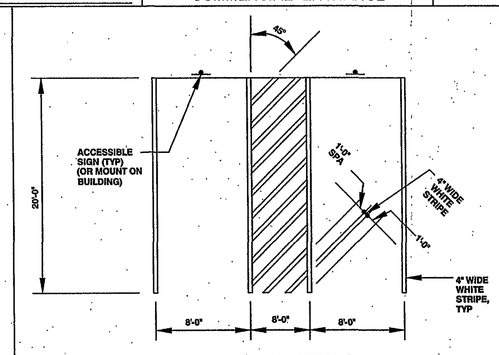

TYPICAL VAN ACCESSIBLE PARKING SPACE

11/07 PAVEMENT ADA MARKING DETAILS
NOT TO SCALE

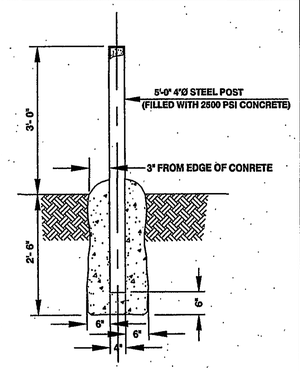

15/07 BOLLARD DETAIL
NOT TO SCALE

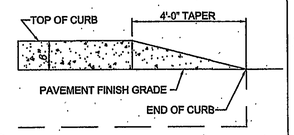

14/07 CG-2 CURB TAPER DETAIL
NOT TO SCALE

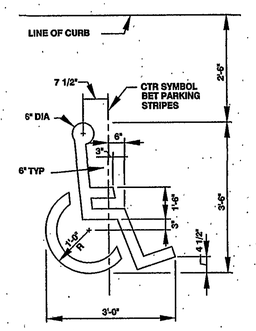

12/07 HANDICAPPED SYMBOL DETAIL
NOT TO SCALE

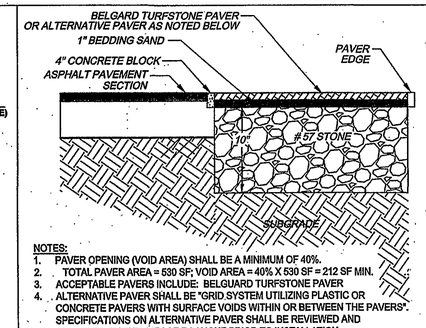

NOTES:
1. PAVER OPENING (VOID AREA) SHALL BE A MINIMUM OF 40%.
2. TOTAL PAVER AREA = 530 SF; VOID AREA = 40% X 530 SF = 212 SF MIN.
3. ACCEPTABLE PAVERS INCLUDE: BELGUARD TURFSTONE PAVER
4. ALTERNATIVE PAVER SHALL BE "GRID SYSTEM UTILIZING PLASTIC OR CONCRETE PAVERS WITH SURFACE VOIDS WITHIN OR BETWEEN THE PAVERS". SPECIFICATIONS ON ALTERNATIVE PAVER SHALL BE REVIEWED AND APPROVED BY THE CITY OF ROANOKE PRIOR TO INSTALLATION.

6/07 PERVIOUS PAVER SYSTEM
NOT TO SCALE

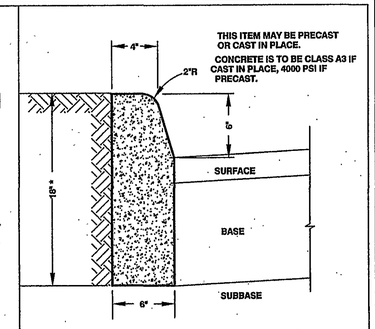

1/07 STANDARD CG-2
NOT TO SCALE

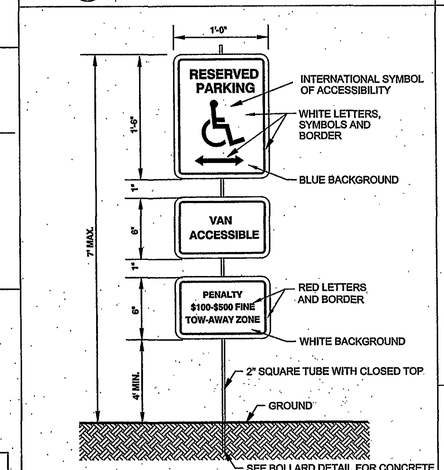

7/07 HANDICAP PARKING SIGN DETAIL
NOT TO SCALE

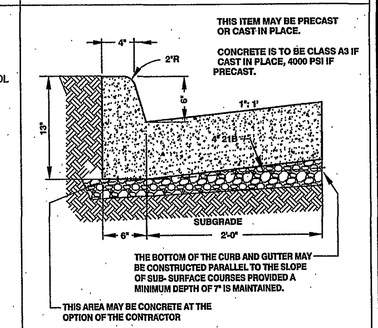

2/07 STANDARD CG-6
NOT TO SCALE

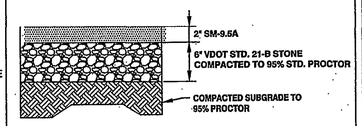

4/07 REGULAR PAVEMENT DETAIL
NOT TO SCALE

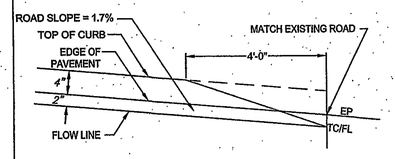

13/07 CG-6 CURB TAPER DETAIL
NOT TO SCALE

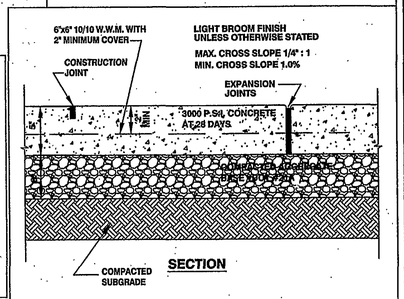
6"x6" 10/10 W.W.M. WITH 2" MINIMUM COVER
CONSTRUCTION JOINT
LIGHT BROOM FINISH UNLESS OTHERWISE STATED
MAX. CROSS SLOPE 1/4" : 1
MIN. CROSS SLOPE 1.0%
EXPANSION JOINTS
4"
MIN
3000 P.S.I. CONCRETE AT 28 DAYS
4"
4"
4"