



GENERAL NOTES:


1. ALL CONSTRUCTION METHODS AND MATERIALS SHALL CONFORM TO THE LATEST EDITION OF THE WESTERN VIRGINIA REGIONAL DESIGN AND CONSTRUCTION STANDARDS AVAILABLE AT WWW.WESTERNVAVATER.ORG OR BY CONTACTING THE AUTHORITY AT 540-853-5700. THE PROJECT SHALL ALSO COMPLY WITH THE GOVERNING JURISDICTION'S STANDARDS AND OTHER AGENCY STANDARDS (E.G., VDOT, DEQ, DCR, VOH, ETC.) WHERE APPLICABLE.
2. THE AUTHORITY WILL INSTALL ALL NEW WATER METERS AND REMOVE ALL EXISTING WATER METERS. THE CONTRACTOR SHALL INSTALL COMPLETE NEW WATER SERVICES INCLUDING THE METER SETTER AND BOX. FOLLOWING METER REPLACEMENT BY THE AUTHORITY, THE CONTRACTOR SHALL DEMOLISH THE EXISTING WATER METER SETTER AND BOX. THE CONTRACTOR SHALL COORDINATE EXISTING METER REMOVAL AND NEW METER INSTALLATION DIRECTLY WITH THE AUTHORITY. THE CONTRACTOR SHALL PROVIDE AT LEAST THREE (3) BUSINESS DAYS ADVANCE NOTICE TO THE AUTHORITY PRIOR TO NEEDING METER INSTALLATIONS. THE CONTRACTOR SHALL SEQUENCE CONSTRUCTION ACTIVITY TO PROVIDE A SERIES OF AT LEAST TEN (10) SERVICES THAT ARE READY TO RECEIVE NEW METERS BEFORE CONTACTING THE AUTHORITY FOR WATER METER REPLACEMENT.
3. ALL CONNECTIONS TO EXISTING WATERLINES SHALL BE PERFORMED BY THE AUTHORITY. THE CONTRACTOR SHALL PROVIDE FULL STAINLESS STEEL TAPPING SLEEVE(S) AND VALVE(S). THE CONTRACTOR SHALL EXCAVATE TO THE EXISTING WATERLINE, SHORE THE TRENCH PER OSHA REQUIREMENTS, CLEAN THE EXISTING WATERLINE, AND INSTALL THE TAPPING SLEEVE AND VALVE PRIOR TO THE AUTHORITY PERFORMING THE TAP. THE CONTRACTOR SHALL NOTIFY THE AUTHORITY'S UTILITY LINE SERVICES DIVISION AT 540-853-2792 AT LEAST SEVENTY-TWO (72) HOURS PRIOR TO REQUIRING THE CONNECTION.
4. ALL CONNECTIONS TO EXISTING SANITARY SEWERLINES SHALL BE PERFORMED BY THE AUTHORITY. THE CONTRACTOR SHALL EXCAVATE TO THE EXISTING SEWERLINE, SHORE THE TRENCH PER OSHA REQUIREMENTS, AND CLEAN THE EXISTING SEWERLINE PRIOR TO THE AUTHORITY PERFORMING THE TAP. THE CONTRACTOR SHALL NOTIFY THE AUTHORITY'S UTILITY LINE SERVICES DIVISION AT 540-853-2792 AT LEAST SEVENTY-TWO (72) HOURS PRIOR TO REQUIRING THE CONNECTION.
5. THE CONTRACTOR SHALL PERFORM ALL MANHOLE CONNECTIONS. THE CORING AND BOOT INSTALLATION SHALL BE INSPECTED AND APPROVED BY AN AUTHORITY CONSTRUCTION INSPECTOR PRIOR TO ACTIVATING SEWER SERVICE. THE CONTRACTOR SHALL CONTACT THE AUTHORITY'S CONSTRUCTION INSPECTOR RESPONSIBLE FOR THE PROJECT AT LEAST ONE (1) DAY PRIOR TO INITIATING THE MANHOLE CONNECTION.
6. PRIOR TO CONSTRUCTION IN THE RIGHT-OF-WAY, ALL APPLICABLE PERMIT(S) FROM THE GOVERNING JURISDICTION AND/OR AGENCY MUST BE OBTAINED AND A COPY KEPT ON THE PROJECT SITE.
7. FOR PROJECTS REQUIRING TRAFFIC CONTROL IN THE CITY OF ROANOKE, NOTIFY MANAGER OF TRANSPORTATION, MARK JAMISON, AT 540-853-5471 AT LEAST TWO WEEKS IN ADVANCE OF REQUIRING TRAFFIC CONTROL. FOR A LANE CLOSURE PERMIT IN THE CITY OF ROANOKE, CONTACT THE TRAFFIC ENGINEER, HONG LIU, AT 540-853-2686. IN ROANOKE OR FRANKLIN COUNTIES, TRAFFIC CONTROL REQUIREMENTS SHALL BE DETERMINED ONCE THE VDOT LAND USE PERMIT HAS BEEN ISSUED. PLEASE CONTACT THE LOCAL VDOT OFFICE. TRAFFIC CONTROL SHALL BE PROVIDED IN ACCORDANCE WITH THE MOST RECENT MUTCD MANUAL AND THE VDOT WORK AREA PROTECTION MANUAL UNLESS OTHERWISE SPECIFIED.
8. THE CONTRACTOR SHALL NOTIFY THE AUTHORITY'S ENGINEERING COORDINATOR, MARK SINK, AT 540-537-3460 AT LEAST THREE (3) DAYS PRIOR TO CONSTRUCTION.
9. A PRE-CONSTRUCTION CONFERENCE SHALL BE SCHEDULED AT LEAST ONE (1) DAY PRIOR TO ANY CONSTRUCTION.
10. THE CONTRACTOR SHALL HAVE A VALID MISS UTILITY TICKET PRIOR TO EXCAVATION. CONTACT MISS UTILITY AT 1-800-552-7001.
11. ALL EXISTING UTILITIES MAY NOT BE SHOWN OR MAY NOT BE SHOWN IN THEIR EXACT LOCATION. CONTRACTOR SHALL LOCATE ALL UTILITIES AND DETERMINE ALL INVERTS PRIOR TO CONSTRUCTION TO ALLOW FOR ADJUSTMENTS DUE TO CONFLICTS WITH OTHER UTILITIES. THE CONTRACTOR SHALL COMPLY WITH THE VIRGINIA STATE WATERWORKS REGULATIONS, SECTION 12VAC5-590-1150, AND THE VIRGINIA STATE SEWAGE COLLECTION AND TREATMENT REGULATIONS WHERE LINES CROSS.
12. AN APPROVED SET OF PLANS AND PERMITS MUST BE AVAILABLE AT THE CONSTRUCTION SITE AT ALL TIMES.
13. CONSTRUCTION DEBRIS SHALL BE CONTAINERIZED IN ACCORDANCE WITH THE VIRGINIA LITTER CONTROL ACT.
14. PRIOR TO COMMENCING WORK, THE CONTRACTOR'S CERTIFIED RESPONSIBLE LAND DISTURBER SHALL OBTAIN AN EROSION AND SEDIMENT CONTROL PERMIT FOR THE PROJECT FROM THE LOCAL GOVERNING JURISDICTION AND DEQ (IF REQUIRED). ALL EROSION AND SEDIMENT CONTROL MEASURES MUST BE IN ACCORDANCE WITH THE LATEST EDITION OF THE VIRGINIA EROSION AND SEDIMENT CONTROL HANDBOOK AND SHALL BE INSTALLED PRIOR TO CONSTRUCTION.
15. THE CONTRACTOR SHALL PROVIDE ADEQUATE MEANS OF CLEANING ALL VEHICLES AND EQUIPMENT PRIOR TO ENTERING PUBLIC STREETS. IT IS THE CONTRACTOR'S RESPONSIBILITY TO ENSURE THAT THE STREETS ARE KEPT IN A CLEAN, MUD- AND DUST-FREE CONDITION AT ALL TIMES.
16. FIELD CHANGES SHALL BE APPROVED BY THE AUTHORITY'S ENGINEERING DIVISION PRIOR TO SUCH CONSTRUCTION.
17. THE CONTRACTOR SHALL MAKE PROVISIONS TO PROVIDE ACCESS TO ALL PROPERTIES DURING CONSTRUCTION AND SHALL MAINTAIN SAFE ACCESSIBILITY TO FIRE HYDRANTS AT ALL TIMES.
18. THE CONTRACTOR SHALL REPAIR ALL OPEN CUT PAVEMENT IN ACCORDANCE WITH DETAIL G-12. THE CONTRACTOR SHALL BE RESPONSIBLE FOR LOCATING AND UNCOVERING ALL MANHOLES AFTER PAVING. MANHOLE RIMS SHALL BE INSTALLED TO GRADE AND FLUSH WITH THE FINAL PAVEMENT.
19. UNREPAIRED ROADWAYS OPENED TO TRAFFIC SHALL HAVE, AT A MINIMUM, COMPACTED AGGREGATE MATERIAL VDOT 21A OR 21B FLUSH WITH THE ADJACENT ROADWAY SURFACE AND SHALL BE INSPECTED AND REPAIRED ON A DAILY BASIS. SOME AREAS WILL REQUIRE A TEMPORARY PATCH UNTIL FINAL PAVING CAN BE COMPLETED.
20. THE CONTRACTOR SHALL NOT EXCAVATE MORE TRENCH LENGTH THAN CAN BE RESTORED WITHIN THE SAME WORK DAY. ALL TRENCHES SHALL BE BACKFILLED OR PLATED AT THE END OF EACH WORK DAY OR WHEN THE CONTRACTOR IS NOT ON SITE.
21. THE CONTRACTOR SHALL SUPPLY THE AUTHORITY WITH CORRECT AS-BUILT PLANS BEFORE SUBSTANTIAL COMPLETION WILL BE GRANTED.
22. THE WATER MAIN TEST PRESSURE SHALL BE 200 PSI.

SYMBOL LEGEND (PROPOSED)

- W — W — WATER MAIN
— S — S — SANITARY SEWER MAIN
- - - - - WATER MAIN TO BE ABANDONED
- (IP) INLET PROTECTION
- FIRE HYDRANT
- ⋈ GATE VALVE & VAULT
- BLOW-OFF VALVE
- ⊙ AIR RELEASE VALVE
- WSC, ○^{WM} SINGLE RESIDENTIAL WATER SERVICE, SEE DETAIL W-2 UNLESS OTHERWISE SHOWN

DEMOLITION OF UTILITY VAULT

-  PAVEMENT PATCH FOR REMOVED VALVE VAULT
-  REMOVED VALVE VAULT IN GRASS



WESTERN VIRGINIA WATER AUTHORITY
601 South Jefferson Street, Suite 300
Roanoke, Virginia 24011

DES: PJM
DRAWN: JES
CHECK: GWF
DATE: 04/19/18

SCALE: N/A
HORIZ: N/A
VERT: N/A

PETERS CREEK ROAD
WATER MAIN REPLACEMENT, PHASE 2

GENERAL NOTES & PROPOSED LEGEND

DRAWING

SHEET

2