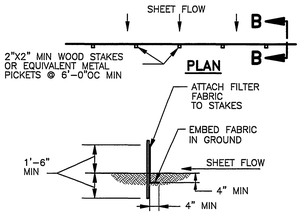

TEMPORARY SILT FENCE (SF)

NO SCALE

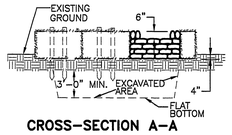

CROSS-SECTION A-A

STRAW BALE/SILT FENCE PIT NOTE:
CONTRACTOR MUST USE THE FOLLOWING FORMULAS TO DERRIVE THE LENGTH (L), WIDTH (W), AND DEPTH (D) OF THE STRAW BALE/SILT FENCE PIT'S EXCAVATED AREA.

PUMP DISCHARGE (G.P.M.) X 16 = CUBIC FEET OF STORAGE REQUIRED

ONCE THE CUBIC FEET OF STORAGE REQUIRED FOR THE STRAW BALE/SILT FENCE PIT, THE CONTRACTOR SHALL DETERMINE THE DIMENSIONS OF THE PIT USING THE FORMULA BELOW.

X'(LENGTH) x X'(WIDTH) x 5'(DEPTH) = CUBIC FEET OF STORAGE REQUIRED SOLVE FOR X...

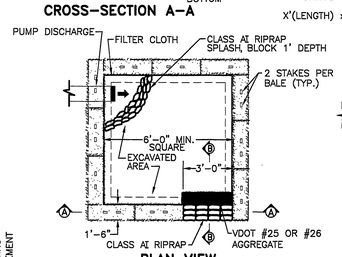

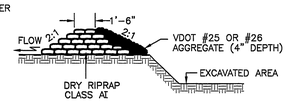

NOTE: FILTER CLOTH COVERS ENTIRE INSIDE FACE OF STRAW BALE DIKES. INSTALL AS PER STD. & SPEC. 3.05, SILT FENCE.

STRAW BALE/SILT FENCE DEWATERING PIT

NO SCALE

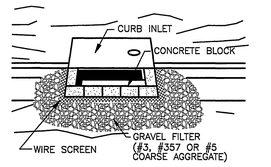

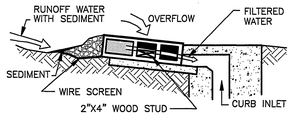

(CURB INLET) INLET PROTECTION (IP)

NO SCALE

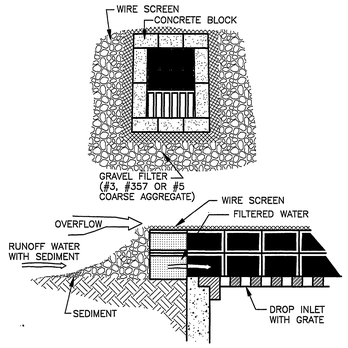

(GRATE INLET) INLET PROTECTION (IP)

NO SCALE

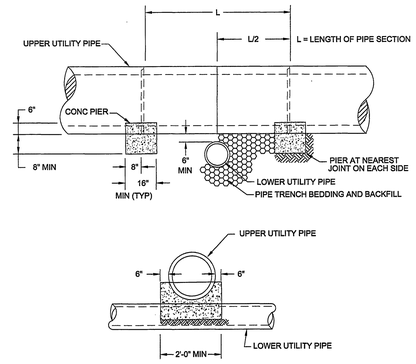

NOTES:

1. PIER REQUIRED WHEN TWO PIPES FROM DIFFERENT UTILITIES CROSS WITH LESS THAN 18" OF VERTICAL CLEARANCE AND THE DIAMETER OF THE UPPER UTILITY PIPE IS 12" OR GREATER.
2. PIER TO BE BUILT ON UNDISTURBED EARTH.
3. CONCRETE TO BE READY MIX, CLASS A3.

CONCRETE PIER

NO SCALE

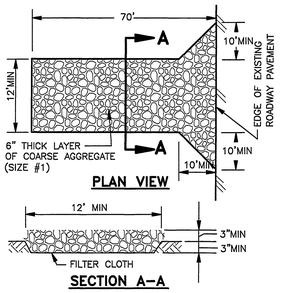

TEMPORARY CONSTRUCTION ENTRANCE (CE)

NO SCALE

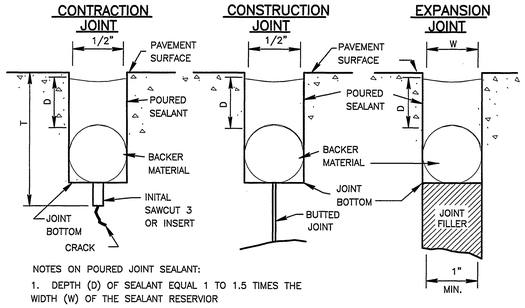

NOTES ON POURED JOINT SEALANT:

1. DEPTH (D) OF SEALANT EQUAL 1 TO 1.5 TIMES THE WIDTH (W) OF THE SEALANT RESERVIOR

POURED JOINT SEALANT
RIGID PAVEMENT DETAILS

NO SCALE

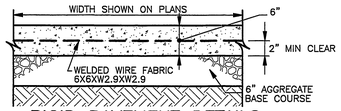

RIGID PAVEMENT DETAILS

NO SCALE

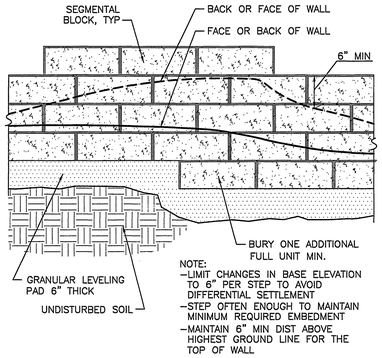

STEPPING BASE DETAIL

NO SCALE

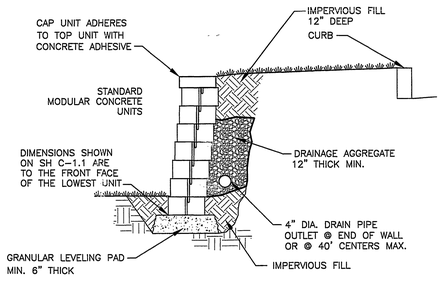

UNREINFORCED RETAINING WALL (TYPICAL SECTION)

NO SCALE

SEGMENTAL BLOCK RETAINING WALL DETAILS

NO SCALE

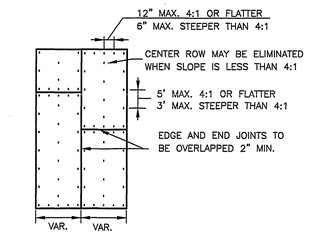



SOIL RETENTION MAT (WOOD OR MANMADE FIBRE)

SOIL STABILIZATION MAT-INSTALLATION

NO SCALE

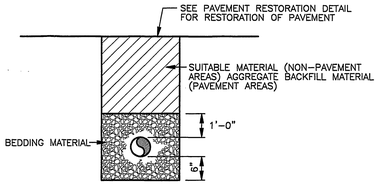

NOTES:

1. MAXIMUM AND MINIMUM TRENCH WIDTHS ARE 2'-0"-1'-2" FOR 4" ø PIPE AND 2'-8"-1'-6" FOR 8"ø PIPE, MEASURED 1 FOOT ABOVE THE TOP OF THE PIPE.

TRENCH DETAIL (PVC DETAIL)

NO SCALE

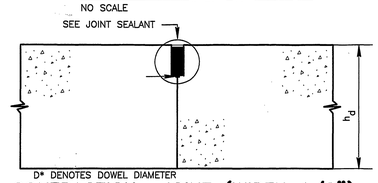

D* DENOTES DOWEL DIAMETER

CONTRACTION JOINT (WIDTH 1/2")

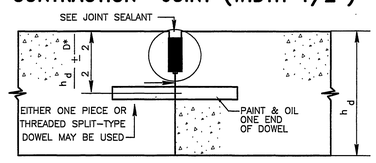

D* DENOTES DOWEL DIAMETER

TRANSVERSE OR LONGITUDINAL CONSTRUCTION JOINT - DOWELED

RIGID PAVEMENT DETAILS

NO SCALE

TABLE 3.32-C
SITE SPECIFIC SEEDING MIXTURES
FOR APPALACHIAN/MOUNTAIN AREA

	Total Lbs. Per Acre
Minimum Care Lawn	
- Commercial or Residential	200-250 lbs.
- Kentucky 31 or Turf-Type Tall Fescue	93-100%
- Improved Perennial Ryegrass *	0-10%
- Kentucky Bluegrass	0-10%
High-Maintenance Lawn	
Minimum of three (3) up to five (5) varieties of bluegrass from approved list for use in Virginia.	125 lbs.
General Slope (3:1 or less)	
- Kentucky 31 Fescue	128 lbs.
- Red Top Grass	2 lbs.
- Seasonal Nurse Crop **	20 lbs.
	150 lbs.
Low-Maintenance Slope (Steeper than 3:1)	
- Kentucky 31 Fescue	108 lbs.
- Red Top Grass	2 lbs.
- Seasonal Nurse Crop **	20 lbs.
- Crownvetch ***	20 lbs.
	150 lbs.

* Perennial Ryegrass will germinate faster and at lower soil temperatures than fescue, thereby providing cover and erosion resistance for seedbed.

** Use seasonal nurse crop in accordance with seeding dates as stated below:
March, April through May 15th ..... Annual Rye
May 16th through August 15th ..... Foxtail Millet
August 16th through September, October ..... Annual Rye
November through February ..... Winter Rye

*** If Flatpea is used, increase to 30 lbs./acre. All legume seed must be properly inoculated. Weeping Lovegrass may also be included in any slope or low-maintenance mixture during warmer seeding periods; add 10-20 lbs/acre in mixes.

TABLE 3.31-B
ACCEPTABLE TEMPORARY SEEDING PLANT MATERIALS
'QUICK REFERENCE FOR ALL REGIONS'

Planting Dates	Species	Rate (lbs./acre)
Sept. 1 - Feb. 15	50/50 Mix of Annual Ryegrass (Lolium multiflorum) & Cereal (Winter) Rye (Secale cereale)	50 - 100
Feb. 16 - Apr. 30	Annual Ryegrass (Lolium multiflorum)	60 - 100
May 1 - Aug 31	German Millet (Setaria italica)	50

Source: Va. DSWC

TEMPORARY AND PERMANENT SEEDING SPECIFICATIONS

NO SCALE

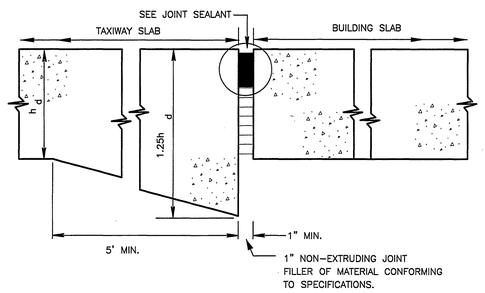

EXPANSION JOINT - THICKENED EDGE AT BUILDING EDGE

NOTE:

1) ALL CONSTRUCTION JOINTS WILL BE DOWELED BUTT TYPE REINFORCED WITH 32 BARS OR 25 EXTRA STRENGTH PIPE AT 15" SPACING.
2) ALL ODD SHAPED SLABS (AS INDICATED) WILL BE REINFORCED WITH 10 BARS SPACED 12" EACH WAY.

RIGID PAVEMENT DETAILS

NO SCALE

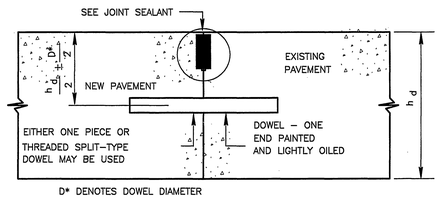

D* DENOTES DOWEL DIAMETER

DOWELS SHALL BE DRILLED AND GROUTED ON ONE END UNLESS INSERTED DURING CONCRETE PLACEMENT.

PAVEMENT THICKNESS	MINIMUM DOWEL LENGTH	MAXIMUM DOWEL SPACING	DOWEL DIA. & TYPE
7"	16"	12"	3/4" BAR

DOWELED JOINT NON-REINFORCED CONCRETE NEW AND EXISTING PAVEMENT AT EDGE OF TAXIWAY

RIGID PAVEMENT DETAILS

NO SCALE

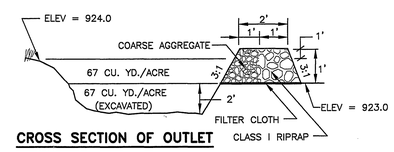

CROSS SECTION OF OUTLET

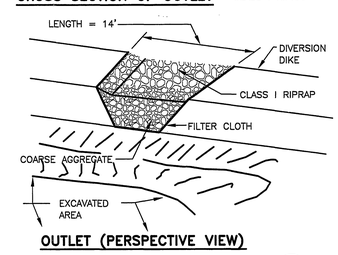

OUTLET (PERSPECTIVE VIEW)

TEMPORARY SEDIMENT TRAP (ST)

NO SCALE

HSMM | AECOM

HAYES, SEAY, MATTERN & MATTERN, INC.
1315 FRANKLIN ROAD
ROANOKE, VA 24016
(540) 857-3100 www.hsmm.com

SEALS

COMMONWEALTH OF VIRGINIA
MARTY L. CROW
Lic. No. 36331
8/26/08
PROFESSIONAL ENGINEER

CONSULTANT

CONSULTANT

CARILION CLINIC

Virginia Tech 1872

VIRGINIA TECH/CARILION SCHOOL OF MEDICINE AND RESEARCH INSTITUTE

ROANOKE, VIRGINIA

PROJECT CODE: 208-16759

REV	DATE	DESCRIPTION	APP

PROJECT NO: 40080		PROJECT PHASE:	
ISSUE DATE: AUGUST 26, 2008			
DESIGNED BY:	KSH	DRAWN BY:	MDR
CHECKED BY:	MLC	SUBMITTED BY: SCG	

CIVIL

SITE AND UTILITY DETAILS

C504