2016 ROAD & BRIDGE STANDARDS

CG-2

NOTES:

1. THIS ITEM MAY BE PRECAST OR CAST IN PLACE.
2. CONCRETE TO BE CLASS AS IF CAST IN PLACE. 4000 PSI IF PRECAST.
3. CURB HAVING A RADIUS OF 350 FEET OR LESS (ALONG FACE OF CURB) WILL BE PAID FOR AS NAR AL CURB.
4. THE DEPTH OF CURB MAY BE REDUCED AS MUCH AS 3" (2" DEPTH OR BREAKAWAY AS MUCH AS 3" (2" DEPTH) IN ORDER THAT THE BOTTOM OF CURB WILL CORRESPOND WITH THE TOP OF A COURSE OF THE PAVEMENT SUBSTRUCTURE. OTHERWISE, THE DEPTH IS TO BE 18" AS SHOWN. NO ADJUSTMENT IN THE PRICE BID IS TO BE MADE FOR A DECREASE OR AN INCREASE IN DEPTH.
5. CG-2 IS TO BE USED ON HIGHWAYS MEETING THE REQUIREMENTS OF CG-1 AS SHOWN IN APPENDIX A OF THE VDOT ROAD DESIGN MANUAL IN THE SECTION ON CG URBAN STANDARDS.

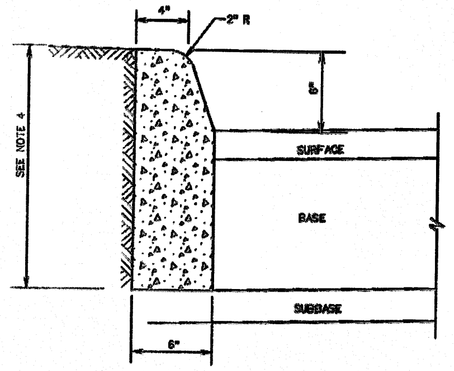

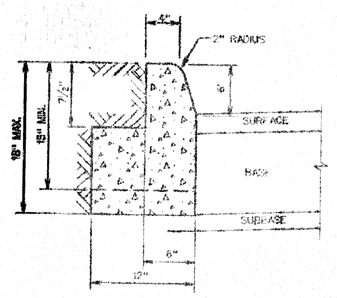

ACCEPTABLE ALTERNATIVE IF CURB IS EXTRUDED

SPECIFICATION REFERENCE	STANDARD 6" CURB	VDOT ROAD AND BRIDGE STANDARDS
105 502	VIRGINIA DEPARTMENT OF TRANSPORTATION	REVISION DATE: 2011.01 — SHEET 1 OF 1

2016 ROAD & BRIDGE STANDARDS

2016 ROAD & BRIDGE STANDARDS

CG-5

NOTES:

1. THIS ITEM MAY BE PRECAST OR CAST IN PLACE.
2. CONCRETE TO BE CLASS AS IF CAST IN PLACE. 4000 PSI IF PRECAST.
3. COMBINATION CURB & GUTTER HAVING A RADIUS OF 350 FEET OR LESS (ALONG FACE OF CURB) SHALL BE PAID FOR AS NARAL COMBINATION CURB & GUTTER.
4. FOR USE WITH STABILIZED OPEN-GRADED DRAINAGE LAYER. THE BOTTOM OF THE CURB & GUTTER SHALL BE CONSTRUCTED PARALLEL TO THE SLOPE OF DRAINAGE COURSES AND TO THE DEPTH OF THE PAVEMENT.
5. ALLOWABLE CRITERIA FOR THE USE OF CG-5 IS BASED ON ROADWAY CLASSIFICATION AND DESIGN SPEED AS SHOWN IN APPENDIX A OF THE ROAD DESIGN MANUAL IN THE SECTION ON CG URBAN STANDARDS.

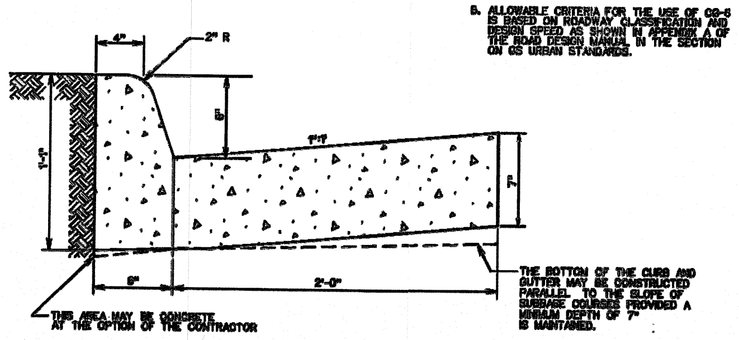

SPECIFICATION REFERENCE	COMBINATION 6" CURB AND GUTTER	VDOT ROAD AND BRIDGE STANDARDS
105 502	VIRGINIA DEPARTMENT OF TRANSPORTATION	REVISION DATE: 2013.03 — SHEET 1 OF 1

2016 ROAD & BRIDGE STANDARDS

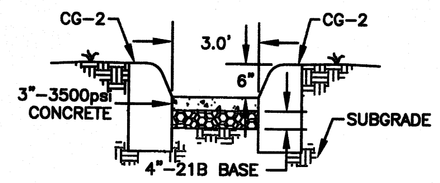

CURB CUT DETAIL
NOT TO SCALE

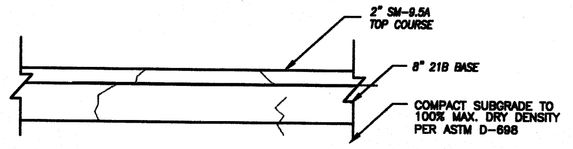

LIGHT DUTY PAVEMENT SECTION

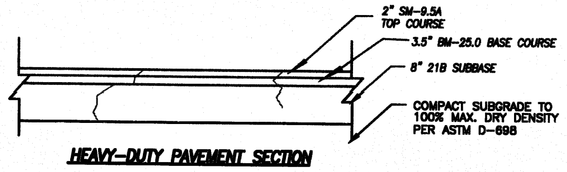

HEAVY-DUTY PAVEMENT SECTION

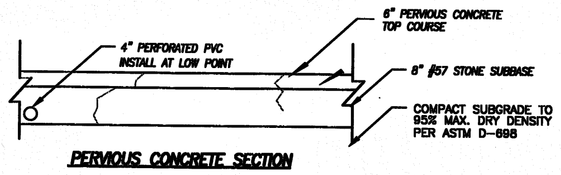

PERVIOUS CONCRETE SECTION

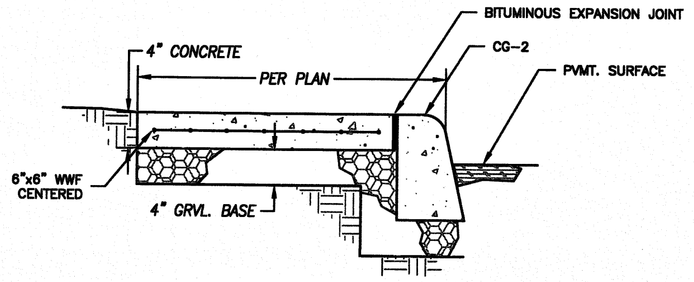

1. SIDEWALK CONCRETE TO BE 3500psi (A.E.) AS A MINIMUM.
2. SCORE JOINTS SHALL BE PROVIDED @ 5.0' INTERVALS ALONG THE LENGTH OF THE SIDEWALK; BITUMINOUS EXPANSION SHALL BE USED @ 25' INTERVALS.

SIDEWALK DETAIL
NOT TO SCALE

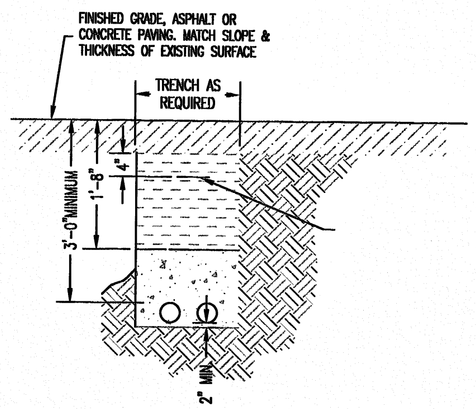

ELECTRICAL TRENCH DETAIL

2016 ROAD & BRIDGE STANDARDS

CG-12

GENERAL NOTES:

1. THE DETECTABLE WARNING SHALL BE PROVIDED BY THE [illegible] SYSTEMS.
2. DETECTABLE WARNING SHALL BE FROM THE MATERIALS APPROVED LIST FOR DETECTABLE WARNING SURFACES. [illegible] THE REQUIREMENTS OF THE SPECIFICATION FOR DETECTABLE WARNING SURFACE AND THE STANDARDS AND SPECIAL DESIGN SECTION FOR [illegible].
3. SLOPING SURFACES OF CURB RAMP MAY NOT EXCEED 1:12 (8.3%) WITHIN RAMP FLOOR OR FLARE USING PERMISSIBLE [illegible] WITHIN RECORDED RAMPS.
4. IF RAMP FLOOR IS PRECAST, [illegible] THAT REINFORCING BARS DO NOT PROJECT FROM PRECAST RAMP FLOOR AFTER PLACEMENT OF PRECAST RAMP FLOOR. PRECAST CONCRETE SHALL BE CLASS A4.
5. REQUIRED TIES ARE TO BE MADE [illegible] CENTER ALONG BOTH SIDES OF THE RAMP FLOOR [illegible] RAMP FLOOR. MINIMUM CONCRETE COVER IS [illegible].
6. CURB [illegible] GUTTER SHOULD BE [illegible] TO CURB RAMPS ARE MOLDED IN PAVEMENT FOR CURB [illegible] CURB RAMPS.
7. CURB RAMPS ARE TO BE LOCATED [illegible] THE RAMP IS NOT DIRECTED BY THE ENGINEER, RAMP [illegible] AN ACCESSIBLE ROUTE [illegible] CROSSES CURB RADIUS [illegible] OR NONE EXIST THEY [illegible] AS SHOWN IN [illegible] BE PROVIDED [illegible] MODIFICATIONS [illegible] VARIOUS VARIES [illegible] AND USE [illegible].
8. RAMPS [illegible] THE CURB [illegible] THAT THE [illegible] PERPENDICULAR [illegible].
9. TYPE [illegible] ADDITIONAL [illegible] TRAFFIC [illegible] TRAFFIC.
10. WHEN [illegible] THE RAMP [illegible].
11. WHEN [illegible] A 2' [illegible] RADIUS [illegible] LANDING [illegible].
12. ALL [illegible] CURB RAMPS [illegible] WARNING [illegible] MODIFIED [illegible] THE BACK [illegible].

NOTE: COMPONENTS OF CURB RAMPS CONSIST OF THE FOLLOWING: HYDRAULIC CEMENT SIDEWALK (DEPTH IN INCHES AREA IN SQUARE YARDS) CURB WHEN REQUIRED (CG-2 OR CG-3 IN LINEAR FEET) DETECTABLE WARNING SURFACE (AREA IN SQUARE YARDS). EACH OF THE ABOVE ITEMS IS A SEPARATE PAY ITEM AND SHOULD BE SUMMARIZED FOR EACH CURB CUT RAMP.

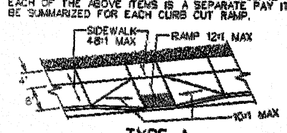

TYPE A
PERPENDICULAR

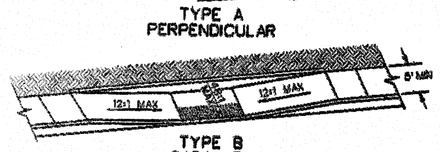

TYPE B
PARALLEL

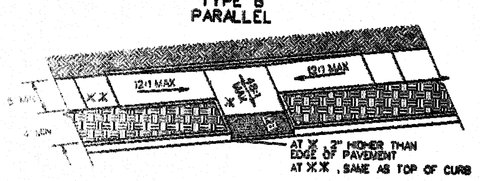

TYPE C
PARALLEL & PERPENDICULAR

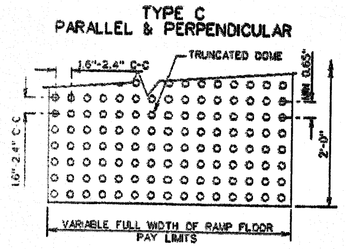

DETECTABLE WARNING DETAIL

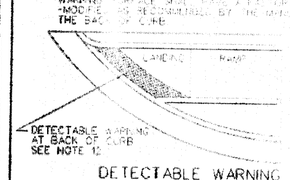

DETECTABLE WARNING INSTALLED ON A RADIUS

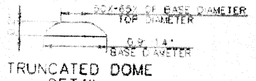

TRUNCATED DOME DETAIL

SPECIFICATION REFERENCE	CG-12 DETECTABLE WARNING SURFACE (GENERAL NOTES)	VDOT ROAD AND BRIDGE STANDARDS
105 502	VIRGINIA DEPARTMENT OF TRANSPORTATION	SHEET 1 OF 5 — REVISION DATE 07/15 — 203.05

2016 ROAD & BRIDGE STANDARDS

*INSTALL 24" WIDE TRUNCATED DOMES ALONG ALL EDGES OF WALK FLUSH WITH THE PAVEMENT

2016 ROAD & BRIDGE STANDARDS

CG-12

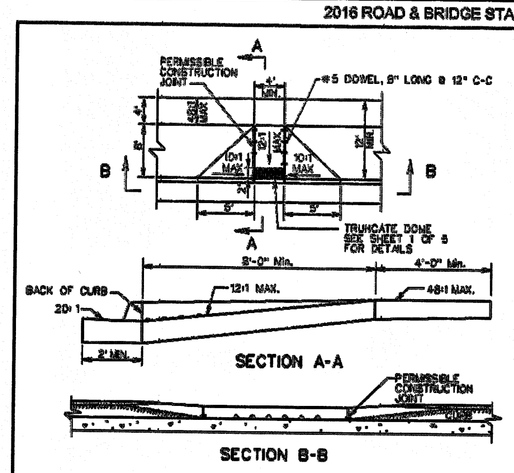

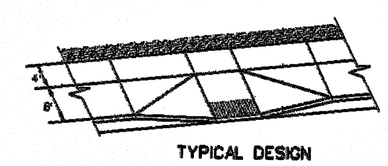

TYPICAL DESIGN

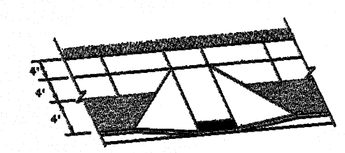

TYPE A
WITH BUFFER STRIP

NOTES:
FOR GENERAL NOTES ON THE DETECTABLE WARNING SURFACE, SEE SHEET 1 OF 5.
THIS DESIGN TO BE USED FOR CONSTRUCTION THAT INCORPORATES WIDER SIDEWALK LANDING AS MAY REQUIRED AT TOP OF CURB RAMP. MINIMUM CURB RAMP LENGTH 8 FEET FOR NEW CONSTRUCTION.

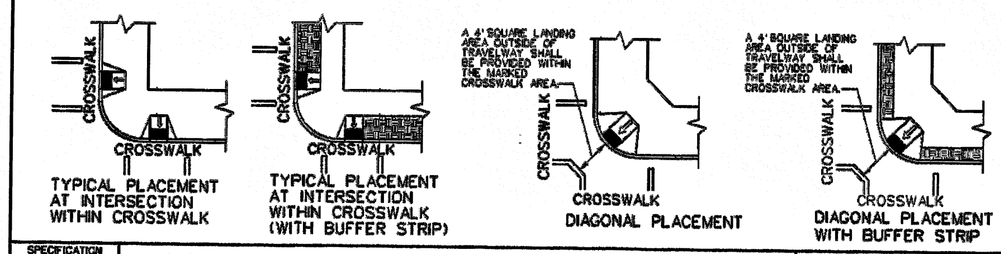

SPECIFICATION REFERENCE	CG-12 DETECTABLE WARNING SURFACE TYPE A (PERPENDICULAR) APPLICATION	VDOT ROAD AND BRIDGE STANDARDS
105 502	VIRGINIA DEPARTMENT OF TRANSPORTATION	REVISION DATE 07/15 — SHEET 2 OF 5 — 203.06

2016 ROAD & BRIDGE STANDARDS

ENGINEERING CONCEPTS, INC.
94 GREENFIELD STREET
DALEVILLE, VIRGINIA 24083
540.473.1253

No.	Description	Date

ROSIE'S GAMING EMPORIUM
VINTON EXPANSION

SITE DETAILS

COMMONWEALTH OF VIRGINIA
ROBERT H. WAMPLER, JR.
Lic. No. 34713
10/30/20
PROFESSIONAL ENGINEER

0 1 2
GRAPHIC SCALE

PROJECT: 20048

8