

NOTE: G.C. SHALL SUBMIT OIL/WATER SEPARATOR DETAIL TO WVWA FOR REVIEW PRIOR TO ANY ORDERING OR CONSTRUCTION

SANITARY SEWER SCHEDULE:

BLDG A 5 LF of 6" SDR 35 PVC at 2.00% (PRIVATE)

A PRIVATE 6" S.S. C.O. (TRAFFIC BEARING)
TOP = 1302.76
INV. = 1280.00

A B 32 LF of 6" SDR-35 PVC at 1.25% (PRIVATE)

B PRIVATE 6" S.S. C.O. (TRAFFIC BEARING)
TOP = 1301.60
INV. = 1294.60

B C 21 LF of 6" SDR-35 PVC at 1.44% (PRIVATE)

C PRIVATE SAMPLING MANHOLE
TOP = 1301.29
INV. IN = 1296.00
INV. IN = 1294.30
INV OUT= 1294.20

C D 100 LF of 6" SDR-35 PVC at 1.10% (PRIVATE)

D PRIVATE 6" S.S. C.O. (TRAFFIC BEARING)
TOP = 1297.56
INV = 1293.10

D E 100 LF of 6" SDR-35 PVC at 1.10% (PRIVATE)

E PRIVATE 6" S.S. C.O.
TOP = 1298.62
INV. = 1292.00

E F 79 LF of 6" SDR-35 PVC at 1.14% (PRIVATE)

F PRIVATE 6" S.S. C.O. (TRAFFIC BEARING)
TOP = 1297.00
INV. = 1291.10

F G 78 LF OF 6" SDR-35 PVC at 15.57% (PRIVATE).

G PRIVATE 6" S.S. C.O. (TRAFFIC BEARING)
TOP = 1283.52
INV. IN =1279.00
INV. OUT =1271.50

G I 19 LF OF 6" SDR-26 PVC AT 10.00% (PRIVATE)

I PRIVATE 6" S.S. C.O. (TRAFFIC BEARING)
TOP = 1273.84
INV. IN =1268.00
INV. OUT =1261.50

H I 19 LF OF 6" SDR-26 PVC AT 18.01% (PRIVATE)

I PUBLIC SAMPLING MANHOLE
TOP = 1264.81
INV. IN = 1258.10
INV. OUT = 1258.00

I J 10 LF OF 6" SDR-26 PVC AT 19.43% (PUBLIC)

EX EX. PUBLIC S.S. MANHOLE
EX. TOP = 1261.00
NEW INV. IN = 1256.00
APPROX. BENCH LOCATION 1237.50 (G.C. TO VERIFY PRIOR TO ANY CONSTRUCTION)
EX INV. OUT = 1237.00 (G.C. TO VERIFY PRIOR TO ANY CONSTRUCTION)
G.C. SHALL PLUG EX. INV. IN FROM THE SUBJECT SITE WITH MECHANICAL PLUG

G.C. TO CONFIRM TIE-IN ELEVATION AT EXISTING MAIN PRIOR TO ANY CONSTRUCTION AND NOTIFY THE ENGINEER OF ANY DISCREPANCIES IMMEDIATELY

BLDG K 5 LF of 6" SDR-35 PVC at 2.00% (PRIVATE)

J PRIVATE 6" S.S. C.O. (TRAFFIC BEARING)
TOP = 1165.92
INV. IN = 1288.00

J K 21 LF OF 6" SDR-35 PVC at 4.72% (PRIVATE)

K PRIVATE 1,000 GALLON OIL/WATER SEPARATOR
TOP = 1301.70
INV. = 1297.00

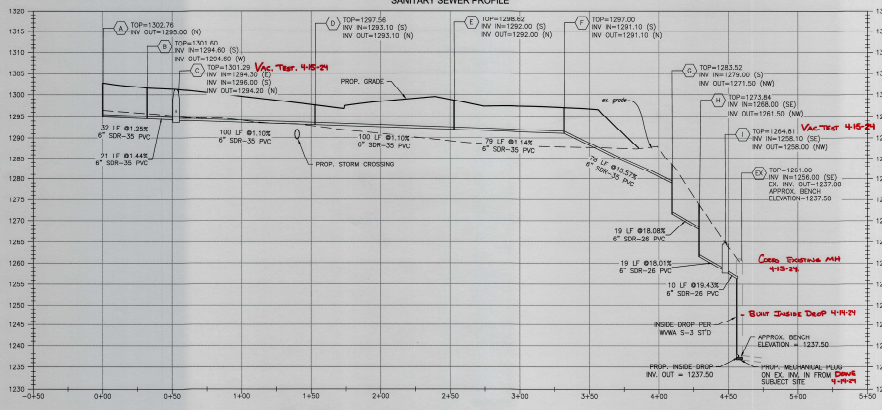
K A 9 LF OF 6" SDR-35 PVC at 11.49% (PRIVATE)

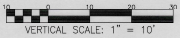
NOTES:
1. G.C. TO CONFIRM & COORDINATE ALL BUILDING TIE-IN LOCATIONS WITH M.E.P. AND ARCHITECTURAL DRAWINGS PRIOR TO CONSTRUCTION OF LATERALS.
2. G.C. TO CONFIRM ALL TIE-IN LOCATIONS TO EXISTING LINES PRIOR TO CONSTRUCTION AND NOTIFY THE ENGINEER OF ANY DISCREPANCIES.


STORM SCHEDULE

STRM	TYPE	NODE	TOP ELEV.	HEIGHT	LENGTH	DIAMETER	MATERIAL	SLOPE	INV. IN	INV. OUT	COMMENTS
1	D-3C	TYPE S	1294.00	5.50	10.00						TO S.ST-1
2					212.00	24"	HDPE (TYPE S)	0.52%	1288.50	1287.39	
3	D-3C	TYPE S	1294.00	6.40	10.00						TO S.ST-1
4					150.81	24"	HDPE (TYPE S)	0.53%	1287.00	1286.00	
5	D-3C	TYPE S	1294.00	7.40	10.00						TO S.ST-1
6					170.90	24"	HDPE (TYPE S)	0.50%	1284.79	1283.93	
7	D-3CC	TYPE S	1297.56	11.60	6.00						ELBOW UP FUTURE IMPERVIOUS, TO S
8					34.27	24"	CL III RCP	5.48%	1276.00	1273.05	
9	48" MH-2		1277.99	19.84							TO S.ST-1
10					31.99	24"	CL III RCP	0.94%	1284.98	1284.33	
11	48" MH-2		1282.75	19.71							TO S.ST-1
12					65.21	24"	CL III RCP	0.13%	1242.08	1238.00	
13	48" MH-1		1241.98	20.98							TO S.ST-1
14					33.39	24"	CL III RCP	0.04%	1233.08	1232.00	
15	48" MH-2		1225.38	14.58							TO S.ST-1
16	MH1				14.58	24"	HDPE (TYPE S)	1.95%	1313.08	1313.00	24" HDPE END SECTION
17	D-3C	TYPE S	1308.40	4.00	10.00						TO S.ST-1
18					90.00	18"	HDPE (TYPE S)	0.56%	1296.48	1295.33	
19	D-3C	TYPE S	1308.40	5.48	6.00						TO S.ST-1
20					143.46	18"	HDPE (TYPE S)	0.55%	1295.08	1294.30	
21			1302.09	7.89							TO S
22					369.77	18"	HDPE (TYPE S)	0.59%	1304.39	1304.39	
23	48" MH-1		1298.91	5.81							ROOF LEADER TRUNKLINE, TO S.ST-1
24					214.82	24"	HDPE (TYPE S)	0.58%	1295.18	1293.90	
25	48" MH-1		1298.91	7.11							ROOF LEADER TRUNKLINE, TO S.ST-1
26					144.61	24"	HDPE (TYPE S)	0.57%	1293.88	1292.50	
27	D-3S	TYPE S	1308.50	6.42	5.00						TO S.ST-1
28					260.13	15"	HDPE (TYPE S)	4.36%	1302.50	1296.17	
29	D-1		1305.00	4.68							TO S.ST-1
30					118.85	18"	HDPE (TYPE S)	0.59%	1296.00	1295.83	
31	D-1		1299.00	4.68							5.68CF FUTURE IMPERVIOUS COVER
32					144.97	18"	HDPE (TYPE S)	1.08%	1295.98	1294.80	
33	D-1		1300.44	5.94							TO TRIPLE FUTURE IMPERVIOUS COVER
34					107.00	24"	HDPE (TYPE S)	0.93%	1293.00	1292.00	
35	D-1		1308.00	8.68							TO S.ST-1
36					183.28	24"	HDPE (TYPE S)	1.28%	1291.48	1289.35	
37	D-3C	TYPE S	1296.00	7.78	10.00						11,000 SF FUTURE IMPERVIOUS, TO S.ST-1
D-57	PIPE				70.08	24"	HDPE (TYPE S)	40.81%	1254.08	1225.40	EXISTING PIPE
38					194.50	24"	HDPE (TYPE S)	1.06%	1289.19	1287.10	
39	D-3CC	TYPE S	1304.30	6.30	10.00						TO S.ST-1
40					209.71	24"	HDPE (TYPE S)	0.68%	1287.40	1285.00	
41	48" MH-1		1302.00	11.00							ST-1
42	PIPE				58.98	36"	HDPE (TYPE S)	0.78%	1211.08	1207.00	30" HDPE END SECTION
43	PIPE		1255.00	4.26	66.26	30"	CL III RCP	1.35%	1251.00	1208.76	30" HDPE END SECTION

SANITARY SEWER PROFILE







APPROVED, 2/12/2024

BALZER & ASSOCIATES
PLANNERS / ARCHITECTS
ENGINEERS / SURVEYORS
Roanoke / Richmond
New River Valley
Shenandoah Valley
www.balzer.cc
1200 Corporate Circle
Roanoke, VA 24018
540.772.9680

COMMONWEALTH OF VIRGINIA
CHRISTOPHER P. BURNEY
Lic. No. 47338
2/5/2024
PROFESSIONAL ENGINEER

GLENMARY DRIVE - SUNCAP
UTILITY PROFILES III
GLENMARY DRIVE, ROANOKE COUNTY, VIRGINIA

DRAWN BY	AAB
LAYOUT/PLOT BY	AAB
CHECKED BY	BTC
DATE	12/21/2023
SCALE	AS SHOWN
REVISIONS	
1/2/2024	
1/29/2024	
1/30/2024	
2/6/2024	

C8.3
PROJECT NO. 0420018.01

J:\2020\0420018.01\SUP PROPERTY GROUP - GLENMARY DRIVE\Civil\Layout\0420018.01 Plan 2-5-2024.dwg, 2/5/2024 3:58:27 PM