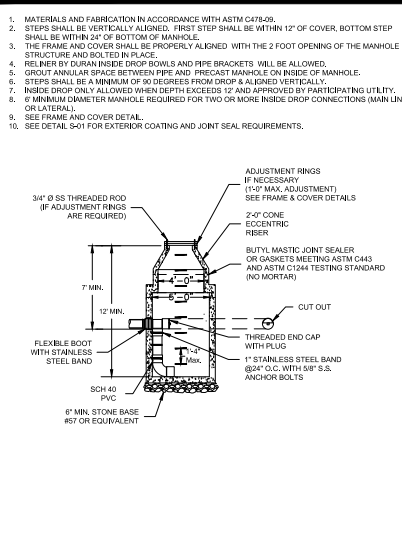


WESTERN VIRGINIA REGIONAL - CONSTRUCTION DETAIL

4" STANDARD MANHOLE
FOR PIPE 12" OR SMALLER
(FOR DEPTHS UP TO 15 FEET)

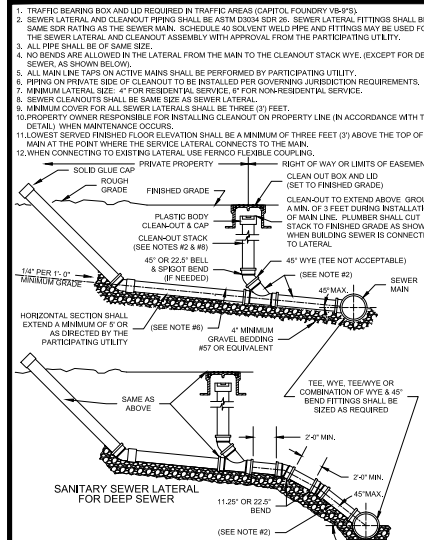
S-1



WESTERN VIRGINIA REGIONAL - CONSTRUCTION DETAIL

INSIDE DROP MANHOLE

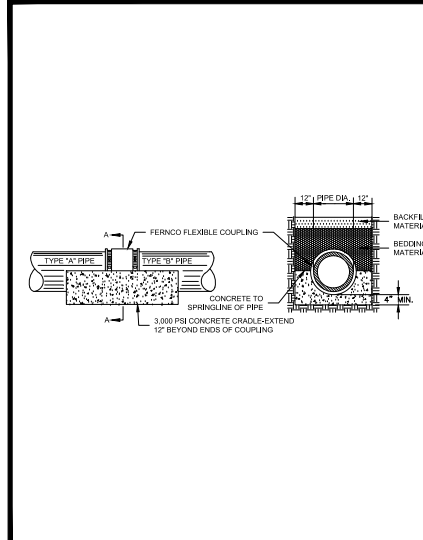
S-3



WESTERN VIRGINIA REGIONAL - CONSTRUCTION DETAIL

SANITARY SEWER LATERAL

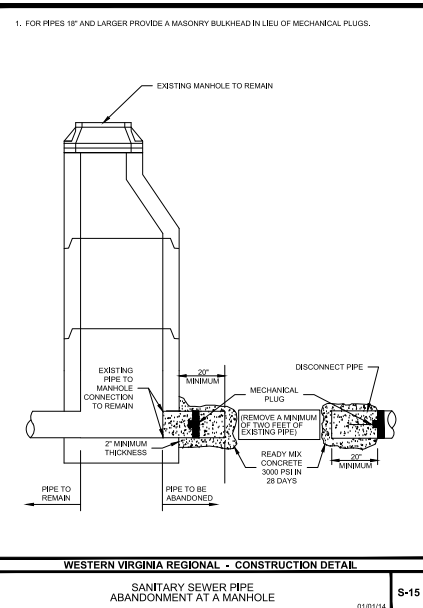
S-6



WESTERN VIRGINIA REGIONAL - CONSTRUCTION DETAIL

JOINING DISSIMILAR PIPE
FOR USE WITH EXISTING PIPE

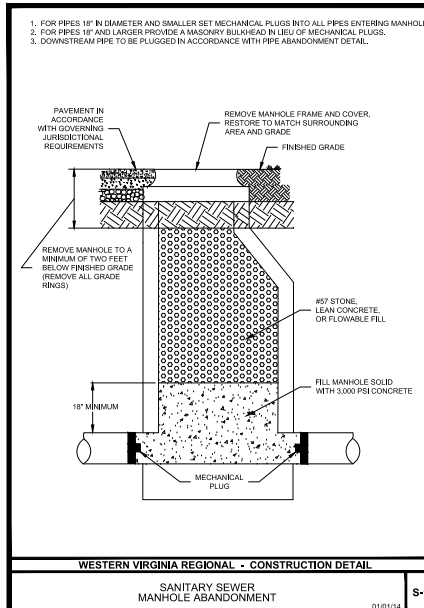
S-11



WESTERN VIRGINIA REGIONAL - CONSTRUCTION DETAIL

SANITARY SEWER PIPE
ABANDONMENT AT A MANHOLE

S-15



WESTERN VIRGINIA REGIONAL - CONSTRUCTION DETAIL

SANITARY SEWER
MANHOLE ABANDONMENT

S-16

MINIMUM SPECIFIED TIME REQUIRED FOR A 1.0 PSI PRESSURE DROP
FOR A SIZE AND LENGTH OF PIPE INDICATED FOR Q = 0.0015


PIPE DIAMETER (IN.)	MINIMUM TIME (MIN/SEC)	LENGTH FOR MINIMUM TIME (FT)	TIME FOR LONGER LENGTH (SEC)	SPECIFICATION TIME FOR LENGTH (L) SHOWN (MIN/SEC)							
				100 FT	150 FT	200 FT	250 FT	300 FT	350 FT	400 FT	450 FT
4	3.46	597	380 L	3.46	3.46	3.46	3.46	3.46	3.46	3.46	3.46
6	5.40	398	854 L	5.40	5.40	5.40	5.40	5.40	5.40	5.42	6.24
8	7.34	298	1,520 L	7.34	7.34	7.34	7.34	7.36	8.50	10.08	11.24
10	9.26	239	2,374 L	9.26	9.26	9.26	9.53	11.52	13.51	15.49	17.48
12	11.20	199	3,418 L	11.20	11.20	11.24	14.15	17.05	19.56	22.47	25.38
15	14.10	159	5,342 L	14.10	14.10	17.48	22.15	26.42	31.09	35.26	40.04
18	17.00	133	7,692 L	17.00	19.13	25.38	32.03	38.27	44.52	51.16	57.41
21	19.50	114	10,470 L	19.50	26.10	34.54	43.37	52.21	61.00	69.48	78.31
24	22.40	99	13,674 L	22.47	34.11	45.34	56.38	67.22	78.46	91.10	102.33
27	25.30	88	17,306 L	28.51	43.16	57.41	72.07	86.32	100.57	115.22	129.48
30	28.20	80	21,366 L	35.37	53.25	71.13	89.02	106.50	124.38	142.26	160.15
33	31.10	72	25,851 L	43.08	64.38	86.10	107.43	129.16	150.43	172.21	193.53
36	34.00	66	30,768 L	51.17	76.55	102.34	128.12	153.50	179.29	205.07	230.46
42	39.48	57	41,883 L	69.48	104.42	139.37	174.30	209.24	244.19	279.13	314.07
48	45.36	50	58,105 L	91.10	136.25	182.21	227.55	273.31	319.08	364.42	410.17
54	51.02	44	69,236 L	115.24	173.05	230.47	289.20	348.11	403.53	461.34	519.16
60	56.40	40	85,476 L	142.28	213.41	284.55	356.09	427.23	498.37	569.50	641.04

NOTE: IF THERE HAS BEEN NO LEAKAGE (ZERO DROP) AFTER ONE HOUR OF TESTING, THE TEST SHALL BE ACCEPTED AND THE TEST COMPLETE.

WESTERN VIRGINIA REGIONAL - CONSTRUCTION DETAIL

LOW-PRESSURE AIR TESTING TABLE

S-18



Draper Aden Associates
Engineering • Surveying • Environmental Services

2206 South Main Street
Blacksburg, VA 24060
540-555-0444 Fax: 540-555-0291
www.daa.com

• Raleigh, NC
• Fayetteville, NC
• Charleston, SC
• Northern Virginia
• Hampton Roads, VA
• Virginia Beach, VA

GENERAL DETAILS

SALEM TURNPIKE SANITARY SEWER

ROANOKE CITY, VIRGINIA

REVISIONS

DESIGNED BY:	BSC / JSL
DRAWN BY:	BSC / JVG
CHECKED BY:	MSH
SCALE:	AS SHOWN
DATE:	SEPTEMBER 2018
PROJECT NUMBER:	17010596-010301