INSERTABLE SHEET A92

GR-INS

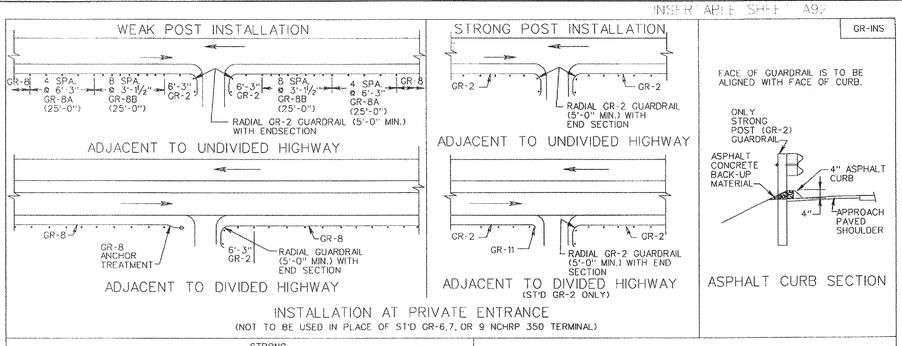

FACE OF GUARDRAIL IS TO BE ALIGNED WITH FACE OF CURB.

ASPHALT CURB SECTION

INSTALLATION AT PRIVATE ENTRANCE
(NOT TO BE USED IN PLACE OF ST'D GR-6,7, OR 9 NCHRP 350 TERMINAL)

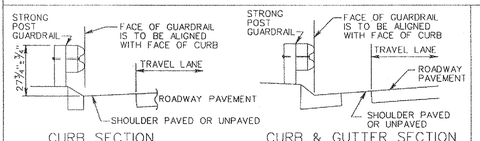

INSTALLATION ADJACENT TO CURBED SECTIONS
(NOT APPLICABLE TO URBAN DESIGN WITH SIDEWALK OR SIDEWALK SPACE)
ALL CURBS MUST BE MOUNTABLE

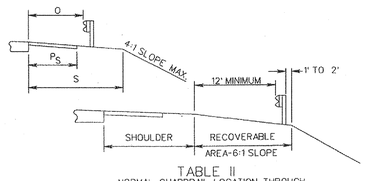

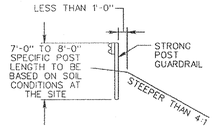

GUARDRAIL INSTALLATION SITES REQUIRING LONGER GUARDRAIL POSTS

TABLE I
NORMAL GUARDRAIL LOCATION-THROUGH TRAFFIC LANES LEFT OF TRAFFIC

TOTAL SHOULDER WIDTH (S) (PAVED & GRADING)	PAVED SHOULDER WIDTH (P_S)	OFFSET FROM EDGE OF PAVEMENT TO FACE OF GUARDRAIL (O)
17'	12'	14'
15'	3', 4', OR 10'	12'
13'	3'	10'
11'	3'	8'
8' (MED.)	3' or 4'	5'

TABLE II
NORMAL GUARDRAIL LOCATION-THROUGH TRAFFIC LANES RIGHT OF TRAFFIC

TOTAL SHOULDER WIDTH (S) (PAVED & GRADING)	PAVED SHOULDER WIDTH (P_S)	OFFSET FROM EDGE OF PAVEMENT TO FACE OF GUARDRAIL (O)
17'	12'	14'
15'	6' or 10'	12'
13'	8'	10'
11'	0, 3', 4' or 6'	8'
9'	0, 3' or 4'	6'
8'	3'	5'
5'	0	2'

GUARDRAIL LOCATION ON RECOVERABLE SLOPE

SHEET 6 OF 8

SPECIFICATION REFERENCE
221 505

W BEAM GUARDRAIL INSTALLATION CRITERIA

VIRGINIA DEPARTMENT OF TRANSPORTATION

REV. 9/06

501.38

INSERTABLE SHEET A183

MS-4

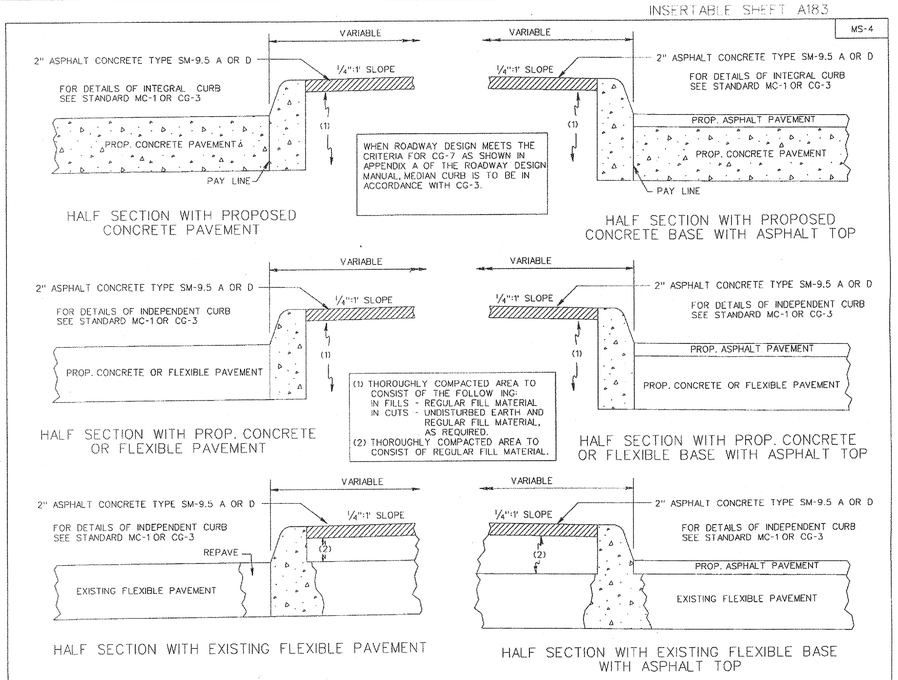

NOTE: THE ASPHALT CONCRETE SURFACE SLAB IS TO CONFORM TO THE CURRENT ROAD & BRIDGE SPECIFICATIONS FOR SM-9.5 A OR D MATERIAL EXCEPT THAT THE MINIMUM BITUMEN CONTENT IS TO BE 6.5%.

SPECIFICATION REFERENCE
502

STANDARD RAISED ASPHALT MEDIAN WITH P.C. CONCRETE CURB

VIRGINIA DEPARTMENT OF TRANSPORTATION

REV. 9/06

202.05

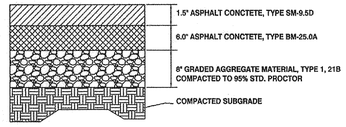

ROUTE 419 TURN LANE SECTION

N.T.S.

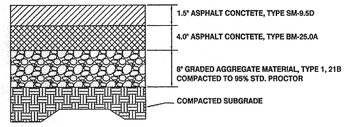

TYPICAL ROAD SECTION

N.T.S.

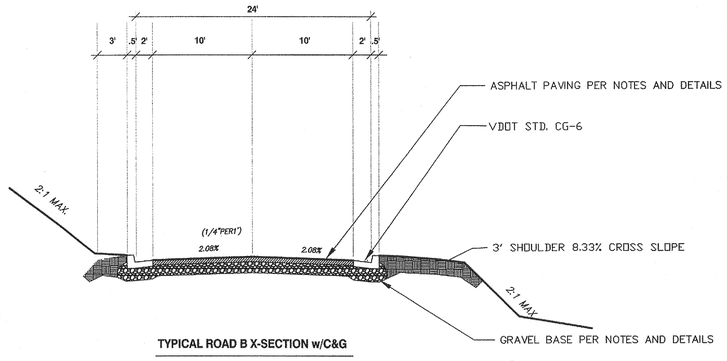

TYPICAL ROAD B X-SECTION w/C&G

N.T.S.

THIS ITEM MAY BE PRECAST OR CAST IN PLACE.

CONCRETE IS TO BE CLASS A3 IF CAST IN PLACE, 4000 PSI IF PRECAST.

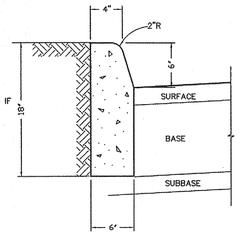

THE DEPTH OF CURB MAY BE REDUCED AS MUCH AS 3" (15" DEPTH) OR INCREASED AS MUCH AS 3" (21" DEPTH) IN ORDER THAT THE BOTTOM OF CURB WILL COINCIDE WITH THE TOP OF A COURSE OF THE PAVEMENT SUBSTRUCTURE. OTHERWISE THE DEPTH IS TO BE 18" AS SHOWN.

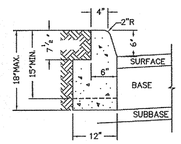

ACCEPTABLE ALTERNATE IF CURB IS EXTRUDED

STANDARD CG-2 CURB

NO SCALE

THIS ITEM MAY BE PRECAST OR CAST IN PLACE.

CONCRETE IS TO BE CLASS A3 IF CAST IN PLACE, 4000 PSI IF PRECAST.

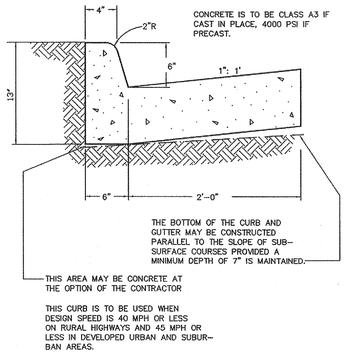

THE BOTTOM OF THE CURB AND GUTTER MAY BE CONSTRUCTED PARALLEL TO THE SLOPE OF SUB-SURFACE COURSES PROVIDED A MINIMUM DEPTH OF 7" IS MAINTAINED.

THIS AREA MAY BE CONCRETE AT THE OPTION OF THE CONTRACTOR

THIS CURB IS TO BE USED WHEN DESIGN SPEED IS 40 MPH OR LESS ON RURAL HIGHWAYS AND 45 MPH OR LESS IN DEVELOPED URBAN AND SUBUR-BAN AREAS.

STANDARD CG-6 CURB AND GUTTER

NO SCALE

APPROVED

parker DESIGN GROUP
ENGINEERS • SURVEYORS • PLANNERS • LANDSCAPE ARCHITECTS
816 Boulevard
Salem, Virginia 24153
Phone: 540-387-1153
Fax: 540-389-5767
www.parkerdg.com

These documents are the property of Parker Design Group(PDG) and may not be reproduced or used without the express permission of PDG. Any reuse of these documents without authorization of PDG will be at the sole risk of the individual or entity utilizing said documents.

COMMONWEALTH OF VIRGINIA
GREGORY S. TAYLOR
No. 038009
3/2/07
PROFESSIONAL ENGINEER

Site Development Plan
Prepared for Slate Hill II, LLC
Cave Spring Magesterial District
Roanoke, Virginia

REVISIONS:
- County & VDOT Comment Revisions August 8, 2005
- County & VDOT Comment Revisions October 20, 2006
- County, WVWA & VDOT Revisions December 8, 2006
- County, WVWA & VDOT Revisions January 12, 2007
- County, WVWA & VDOT Revisions March 2, 2007

DESIGNED BY:	GST
DRAWN BY:	GST
CHECKED BY:	SRB
SCALE:	AS NOTED
DATE:	April 7, 2006

SHEET TITLE:
Miscellaneous Road Details

C57
57 OF 60
PROJECT NUMBER:
S05047-03

:005 Projects\S05047 Slate Hill\S05047-03 Road Design\dwg\S05047-03 Road Plans (3).dwg, L57 MISC ROAD DETAILS, 3/2/2007 1:59:11 PM