COPYRIGHT 2007 — MMM DESIGN GROUP

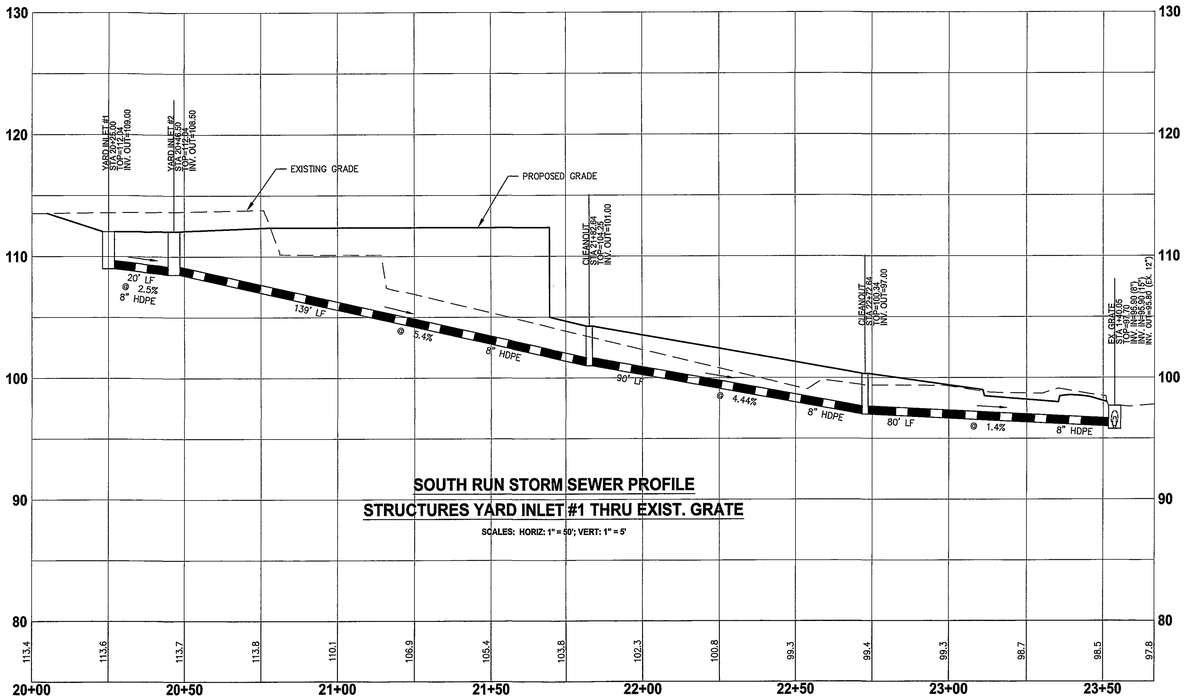

SOUTH RUN STORM SEWER PROFILE

STRUCTURES YARD INLET #1 THRU EXIST. GRATE

SCALES: HORIZ: 1" = 50'; VERT: 1" = 5'

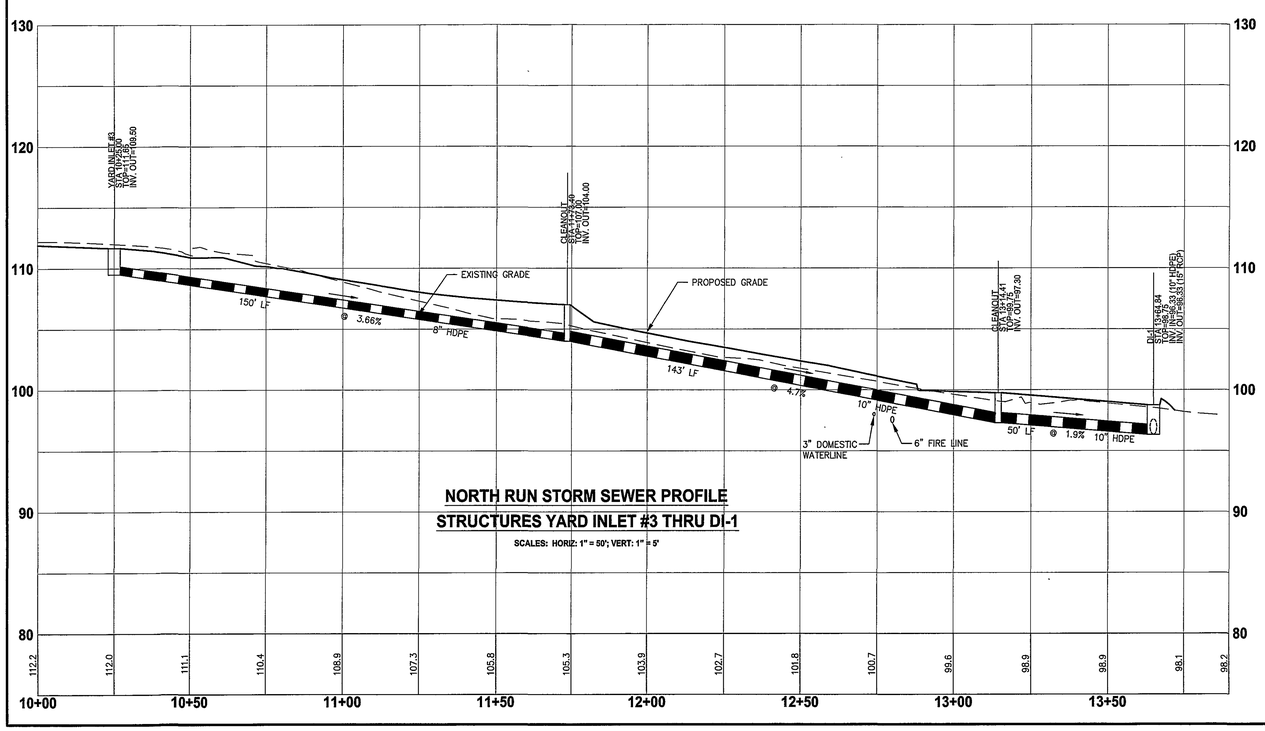

NORTH RUN STORM SEWER PROFILE

STRUCTURES YARD INLET #3 THRU DI-1

SCALES: HORIZ: 1" = 50'; VERT: 1" = 5'

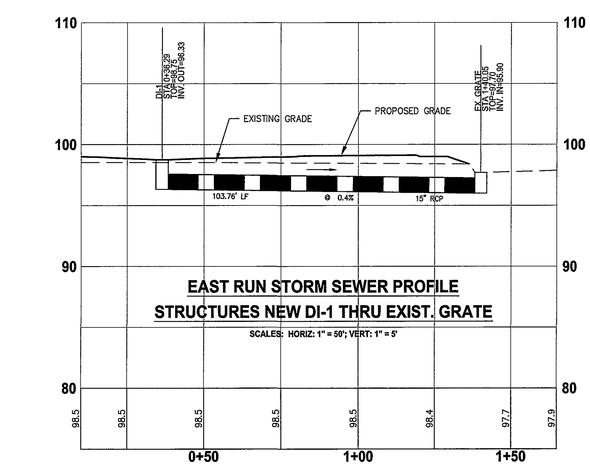

EAST RUN STORM SEWER PROFILE

STRUCTURES NEW DI-1 THRU EXIST. GRATE

SCALES: HORIZ: 1" = 50'; VERT: 1" = 5'

Types "S1" "S2" "S3"

STOCKHOLM SERIES
Small Luminaires



SPECIFICATIONS

CONSTRUCTION

The luminaire consists of a cast aluminum ballast housing and spun aluminum reflector housing, seal-welded together for a one-piece unit. The lens choices are flat glass, sag glass, acrylic half sphere, or acrylic drop globe. All hardware is stainless steel.

INSTALLATION

The top of the luminaire mounts to a Eurotique arm plumbizer. The 4" diameter arm is recommended. The globe is gasketed and mounted on an aluminum ring which is hinged to the reflector housing and furnished with a captive screw for easy relamping. The reflector shall pivot and be secured with a captive screw for easy access to the ballast assembly. The ballast and socket assembly is furnished with a quick-disconnect plug and mounts on a removable ballast plate.

OPTICS

The luminaire utilizes an internal, anodized and segmented reflector with horizontal lamp. Reflectors are available in four different distributions and are interchangeable. Luminaire is furnished with an H.I.D. ballast and socket assembly. The luminaire is UL and CUL listed and labeled as suitable for wet locations. Sockets are glazed porcelain, medium base, with a copper alloy nickel-plated screw shell and center contact. Ballasts are core and coil, high power factor, regulating type.

FINISH

The luminaire has a powder coat finish utilizing a premium TGIC polyester powder. The finish is a three-stage process which consists of drying, powder application and curing. Before coating, the parts are treated with a five-stage pretreatment process, consisting of a heated alkaline cleaner, rinse, phosphate coating, rinse and sealant.

EUROTIQUE®
Architectural Lighting
2011-B W. Bundberg Lane • Austin, TX 78756
ph. (800)510-8899 • fax (512)977-9022
www.antiquestreetlamps.com
Acuity Lighting Group, Inc

ES22-1

STOCKHOLM SERIES Small Luminaires — EUROTIQUE® Architectural Lighting

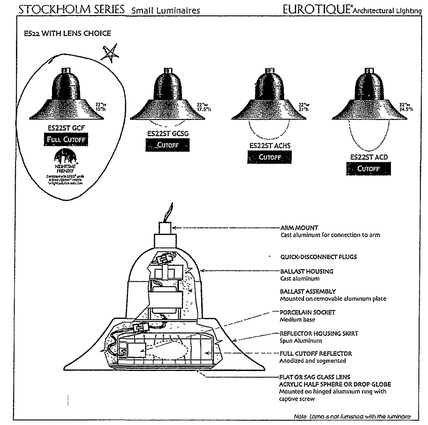

ORDERING GUIDE

Sample Catalog no. ES225T 150M MED GCF SR2 TB1 SF ANBK

Series	Wattage/Lamp	Lens Material	Distribution	Voltage[1]	Options	Finish[2]
ES225T	Metal Halide 50M MED 70M MED 100M MED 150M MED 175M MED High Pressure Sodium 35S MED 50S MED 70S MED 100S MED 150S MED	* GCF Glass, Clear Flat GCSG Glass, Clear Sag ACFG Acrylic, Clear Half Sphere ACD Acrylic, Clear Drop Globe	SR2 ES Distribution SR3 ES Distribution SR4SC ES Distribution SR5S ES Distribution	TB1 120 volt TB2 208 volt TB3 240 volt TB4 277 volt 347 347 volt	HSF House Side Shield SF Single Fusing DF Double Fusing	ANBK Black ANDB Dark Bronze ANDG Dark Green ANPF Pine Forested CM Custom Match CS Custom Select RAL colors

S2
S1
S3

NOTES:
1. Mid-tap Ballast (120, 208, 240, 277v) (120, 277, 347v in Canada) For with Gold under 100 W lamp (ceramic) for optical consistency.
2. HS, House side shield is not available with distribution option SR5S or SR5C.
3. For finish and color options, see Finish section in catalog or contact ASL.

ANTIQUE Street Lamps
An Acuity Brands Company

ES22-2

EUROTIQUE™ ARMS
EAE Series • 4" dia. Arms & Wall Bracket

S2

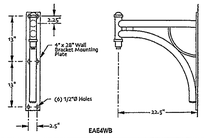

S1 & S3

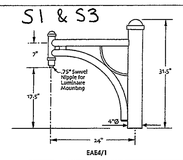

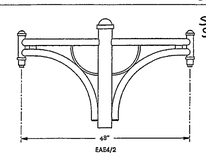

SPECIFICATIONS

CONSTRUCTION

The arms and wall bracket shall be one-piece construction. The round tubing arms shall be welded to a center spool and plumbizer housing. For the wall bracket, the arm shall be welded to a flat wall plate. All welding shall be per ANSI/AWS D1.2. All welders shall be certified.

MATERIALS

The finials, plumb housing and swivel nipple shall be cast aluminum. The arm, center spool, arm spools and wall bracket mounting plate shall be aluminum. All hardware shall be stainless steel. All exterior hardware shall be tamper resistant.

INSTALLATION

The arms shall slip-fit a 3.375" O.D. x 11" post top tenon and attach with (8) socket set screws. Matching Eurotique poles shall be 4" diameter or 4"/6.63" diameter. The center finial and arm finial shall be removable. The wall bracket shall have six 1/2" dia. holes for mounting to the wall. (Bracket mounting hardware furnished by others. 2" x 3" vertical junction box recommended) Both arms and wall brackets shall have .75" NPT swivel nipples for luminaire mounting.

Optional twist-lock photocontrol installed at center spool top instead of finial.

For finish specifications and color options, see "Finish" section in catalog.

ORDERING INFORMATION

Choose the boldface catalog nomenclature that best suits your needs and write it on the appropriate line.

Examples: EAE4/1 ANBK PER PE1

Series		Finish[1]
EAE4WB EAE4/1 EAE4/2	one one two # of luminaires required	ANBK Black ANDB Dark Bronze ANDG Dark Green ANPF Pine Forested CM Custom Match CS Custom Select RAL colors

Options[2]
PER NEMA Twist-Lock Receptacle only
PE1 NEMA Twist-Lock Photocontrol 120/208/240V
PE3 NEMA Twist-Lock Photocontrol 347V
PE4 NEMA Twist-Lock Photocontrol 480V
PE7 NEMA Twist-Lock Photocontrol 277V

NOTES: 1. For finish specifications and color options, see "Finish" section in catalog.
2. Twist-lock photocontrol not available with wall bracket.

ANTIQUE Street Lamps
An Acuity Brands Company
2011-B W. Bundberg Ln • Austin, TX 78756
Ph (512) 977-8444 • Fax (512) 977-9022
www.antiquestreetlamps.com

EA-9

S1 & S3

EUROTIQUE™ ALUMINUM POLES
4"Ø • 10' - 18' tall

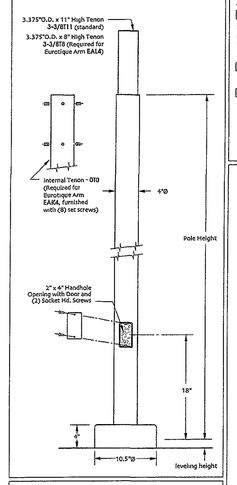

ANTIQUE Street Lamps
An Acuity Brands Company
2011-B W. Bundberg Ln • Austin, TX 78756
Ph (512) 977-8444 • Fax (512) 977-9022
www.antiquestreetlamps.com

EP-2

ORDERING INFORMATION

Choose the boldface catalog nomenclature that best suits your needs and write it on the appropriate line.

Examples: EPAX 12 S4 3-3/8T11 ANPP Options

Pole Series	Height
EPAX EUROTIQUE™ Poles Aluminum	10 12 14 16 18

Shaft Type
S4 4" dia. shaft

Tenon
3-3/8T11 Standard Tenon 3-3/8T8 Tenon for Arm EA4/4 OTD Tenon for Arm EA4/4

Finish[1]
ANBK Black ANDB Dark Bronze ANDG Dark Green ANPF Pine Forested CM Custom Match CS Custom Select RAL colors

Options
____ Receptacles ____ Flagpole Holders

(see Accessories section in the catalog or contact Antique Street Lamps)

NOTES:
1. For finish specifications and color options, see Finish section in catalog or contact Antique Street Lamps.

ANCHORAGE GUIDE

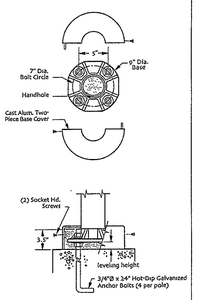

COMMONWEALTH OF VIRGINIA
SHELDON R. BOWER
Lic. No. 039439
1/31/08
PROFESSIONAL ENGINEER

NO.	DATE	REVISIONS
1	1/31/08	PER CITY OF ROANOKE COMMENTS

BUILDING SHELL PACKAGE
SOCIAL SECURITY ADMINISTRATION BUILDING
ROANOKE, VIRGINIA

MMM DESIGN GROUP
ARCHITECTS + ENGINEERS + PLANNERS
300 East Main Street
Norfolk, Virginia 23510
757.623.1641

Drawn:	MFW
Checked:	SRB
Approved:	KJO
Date:	JANUARY 15, 2008
Proj. No:	11339.03

PROFILES & LIGHTING SPECIFICATIONS

parker DESIGN GROUP
ENGINEERS • SURVEYORS • PLANNERS • LANDSCAPE ARCHITECTS
816 Boulevard
Salem, Virginia 24153
Phone: 540-387-1153
Fax: 540-389-5767
www.parkerdg.com

These documents are the property of Parker Design Group(PDG) and may not be reproduced or used without the express permission of PDG. Any reuse of these documents without authorization of PDG will be at the sole risk of the individual or entity utilizing said documents.

Sheet Number:
C106
Sheet: 5 of 5