

# 8" Regressed Lensed Vertical One Lamp MH Downlights

## RHD802

One 50W, 70W, 100W, 150W, or 175W ED-17, Medium Base MH Lamp 120V or 277V

Featuring VirtuaSource® Reflectors

JA #: TYPE: D

EM NAME:

PROJECT:

Architektur

Ceiling Cutout: 8 1/2"
Maximum Ceiling Thickness: 1"
For conversion to millimeters, multiply inches by 25.4
Not to Scale

**APPLICATIONS:**
The Architektur RHD802 Series offers a metal halide regressed lens downlight that provides superior brightness and glare control. Available in four different wattages, this luminaire is ideal for a wide variety of high ceiling applications including commercial, retail, hospitality and atrium areas.

**HOUSING:**
Diecast aluminum plaster flange and heat sink. Prewired J-Box. Thermal protector. Requires a lens.

**REFLECTOR:**
High purity aluminum Alzak® reflector. Self-trim (ST) standard. Painted white self-trim (WT) available. Integral relaxation springs. Regressed tempered glass lens.

**LENS:**
All glass lenses are standard tempered and designed to withstand high temperatures and high impact associated with commercial lensed downlight applications accessible from above or below the ceiling.

**BALLAST:**
Encased and potted H.P.F. dual tapped ballast. Accessible from below ceiling. See reverse side for ballast data.

**LAMP:**
One (1) 50W, 70W, 100W, 150W or 175W MH ED-17 coated metal halide lamp. Lamp furnished by others.

**SOCKET:**
One three-position medium base porcelain socket with nickel plated screw shell. Three-position socket allows for greater optical control and flexibility.

**INSTALLATION:**
Universal mounting brackets accept 1/2" EMT conduit or 1/2" lathing channels (by others), or Prescolite 24" bar hangers (B24 or B6).

**LABELS:**
UL, CSA listed for wet locations
Approved for through wiring
Thermally protected
NonIC rated

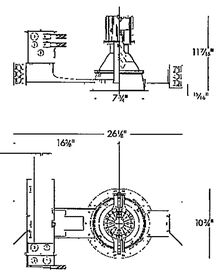


CATALOG NUMBER: EXAMPLE: RHD802-100MHFE-STH802CL-B6

| HOUSING | HOUSING OPTIONS | BALLAST | REFLECTOR FINISH | REFLECTOR COLORS | REFLECTOR OPTIONS | ACCESSORIES |
|---|---|---|---|---|---|---|
| ❑ RHD802<br>8", (1) ED-17 MH enclosed fixture (50W, 70W, 100W, 150W, or 175W) | ❑ DCB<br>Double Contact Base (Consult Technical Support)<br>❑ FSD1FA<br>Fuse kit installed at factory<br>❑ QR<br>Quartz Restrike (Contact Technical Support)<br>❑ 347V<br>(Contact Technical Support) | ❑ 50MHFE<br>35W Metal halide 120V/277V FE magnetic ballast<br>❑ 70MHFE<br>70W Metal halide 120V/277V FE magnetic ballast<br>❑ 100MHFE<br>100W Metal halide 120V/277V FE magnetic ballast<br>❑ 150MHFE<br>150W Metal halide 120V/277V FE magnetic ballast<br>❑ 175MHFE<br>175W Metal halide 120V/277V FE magnetic ballast | ❑ STH802<br>Specular clear Alzak or painted option<br>❑ STH802SS (S)<br>Semi-Specular<br>❑ STH802HZ (S)<br>Haze Diffused and baffled) | **ALZAK OPTIONS**<br>❑ BLANK<br>Clear<br>❑ CG<br>Champagne Gold<br>❑ PW<br>Pewter<br>❑ BL<br>Black<br>❑ WE<br>Wheat<br>❑ LW<br>Light Wheat<br>**PAINTED OPTIONS***<br>❑ WC<br>White Cone<br>❑ BC<br>Black Cone<br>*All painted options come standard with an upper specular clear Alzak reflector | ❑ DCB<br>Contact Factory<br>❑ DL<br>Diffused lens<br>❑ CL<br>Clear Lens<br>❑ PL<br>Prismatic lens<br>❑ FL<br>Fresnel Lens<br>❑ QR<br>Contact Factory<br>❑ TRG<br>Trim ring gasket (factory installed)<br>❑ WT<br>Painted white self-flange (substitute WT for ST) | ❑ B24<br>Set of two (2) 24" bar hangers for T-bar ceilings<br>❑ B6<br>Set of two (2) bar hangers for ceiling joists up to 24" centers<br>❑ FSD1<br>Fuse kit for field installation<br>❑ SCAB_<br>Slopped ceiling adapter (see note on back page)<br>❑ Signos®<br>Contact factory |

prescolite
An Affiliate of Hubbell Lighting, Inc.

In a continuing effort to offer the best product possible we reserve the right to change, without notice, specifications or materials that in our opinion will not alter the function of the product.
Web: www.prescolite.com • Tech Support: (888) 777-4832

ARCH-HID-024

## TYPE D

NO SCALE

# MEDALLION



## Features

Housing - Architectural, one-piece die-cast aluminum housing with nominal .125" wall thickness. Contour lines complete unique design.
Door - Die-cast aluminum door hinges to housing and secures with two, captive screws. Clear, flat or convex, tempered glass lens seals to door and housing with one-piece silicone gasketing.
Optics - Specular, anodized aluminum reflectors for horizontal lamp, provide Type II, III, IV, or V square light patterns, and for vertical lamp provide Type IV or V square light patterns. Horizontal Type II, Type III, and vertical Type VS reflectors feature unique, patented, multifaceted designs. IESNA Full cutoff lighting classification achieved with flat lens.
Mounting - Die-cast aluminum arm features access door to facilitate installation. Wall mount available with cast aluminum bracket and arm.
Electrical - Mogul porcelain socket, pulse rated, with spring loaded, nickel plated center contact and reinforced lamp grip screw shell. Medium base for ED-17 lamp. Optional removable Power-Pan®
Finish - Durable Lektrocote® TGIC thermoset polyester powder coat paint finish assures long life and maintenance-free service.

UL and CUL listed for wet locations.

## Ordering Information

Example: CM A H40 H3 F Q DB F4
(Series, Mount, Watts/Source, Orient./Dist., Lens, Volts, Color, Options)

**Series**
CM Medallion

**Mounting**
A Arm Mount (arm not included, order separately)

**Wattage/Source**
Metal Halide
H17 175W (ED-28)[1]
H25 250W (ED-28)
H40 400W (ED-28)
Super Metal Halide
MS17 175W (ED-28)[1]
MS25 250W (ED-28)
MS40 400W (ED-28)
Pulse Start Metal Halide
P13 130W (ED-17)
P15 150W (ED-28)[1]
P17 175W (ED-28)[1,2]
P20 200W (ED-28)[1]
P25 250W (ED-28)
P32 320W (ED-28)
P35 350W (ED-28)
P40 400W (ED-28)
High Pressure Sodium
S10 100W (ED-23 1/2)[1]
S15 150W (ED-23 1/2)[1]
S25 250W (ED-18)
S40 400W (ED-18)[1]

**Lamp Orientation/Distribution**
H2 Horiz. II - multifaceted hydroformed
H3 Horiz. III - multifaceted hydroformed
H4 Horiz. IV - multi-piece
H5 Horiz. V (square) - hydroformed
V4 Vert. IV - multi-piece
V5 Vert. V (square) - multifaceted hydroformed

**Lens**
F Flat[3]
C Convex

**Voltage**
Q Quad Tap® (120, 208, 240, 277V)[1]
5 480V[1]
T 120/277/347V CSA[4]

**Color**
DB Dark Bronze
BL Black
WH White
GR Gray
PS Platinum Silver
RD Red (Premium Color)
FG Forest Green (Premium Color)
CC Custom Color (Consult Factory)

**Options**
F(X) Fusing (replace X with voltage: 1-120, 2-208, 3-240, 4-277, 5-480, 6-347V)
P(X) Photo Button (replace X with voltage: 1-120, 2-208, 3-240, 4-277, 6-347V)
PR(X) Photo Cell Receptacle (replace X with voltage: 1-120, 2-208, 3-240, 4-277, 5-480, 6-347V)
QZ Quartz IR restrike
HS Internal House Side Shield
RP Removable Power-Pan®
TL Tool-less Entry (Door/Reflector)
VG Polycarbonate Vandal Guard (flat lens only)
L Lamp

**Arm Logic - Order Separately**

**Series**
AUN Rigid Arm

**Luminaire Shape**
C Medallion

**Arm Length**
5 5" Arm (EPA = 0.22 ft², 4.0 lbs) (0.02 m², 1.8 kg)
10 10" Arm (EPA = 0.44 ft², 6.5 lbs) (0.04 m², 2.9 kg)[5]

**Pole Shape**
**#1 Drill Pattern for Pole**
S Square
R4 Round Straight (4-4.5")
R5 Round Straight (5")
R6 Round Straight (6")
**#2 Drill Pattern for Pole**
T2 Round Tapered (2.5")
T3 Round Tapered (3")
T3S Round Tapered (3.5")
T4 Round Tapered (4")

**Color**
DB Dark Bronze
BL Black
WH White
GR Gray
PS Platinum Silver
RD Red (Premium Color)
FG Forest Green (Premium Color)
CC Custom Color (Consult Factory)

**Wall Bracket**
WB-C-XX Bracket and 5" arm included. Replace XX with color designation.

**Mast Arm Fitter**
MAF-CM-XX Bracket for 2 3/8" OD horizontal mast arm

1 Must use ED-17 lamp for vertical orientation with flat lens.
2 Vertical lamp only.
3 Vertically lamped units available with medium base ED-17 lamps up to 200W MVPSMH and 150W HPS.
4 Factory wired for highest voltage unless specified.
5 Not available with 100W Pulse Start MH lamp.
6 Required for 90° configurations.
Note For Photocontrol Equipment, see page 609

## Dimensions

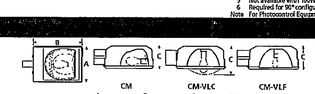


| | CM A | CM B | CM-VLC C | CM-VLF EPA | CM-VLF Weight |
|---|---|---|---|---|---|
| CM-Flat | 16" 406 mm | 21 3/4" 552 mm | 10" 254 mm | 1.5 ft² 0.1 m² | 35 lbs. 15.9 kg |
| CM-Convex | 16" 406 mm | 21 3/4" 552 mm | 13 1/4" 337 mm | 1.6 ft² 0.2 m² | 37 lbs. 16.8 kg |

Note: EPA and weight values do not include mounting arm.
Note. See page 669 for more detailed EPA information

SPAULDING LIGHTING

CAST LUMINAIRES

667

## TYPE C & CH

NO SCALE



# 6" Horizontal Twin/Quad Open & Wall Wash Downlights

## CFR613EB
## CFR613UQEB
## CFR618EB
## CFR626EB

Two 13W Twin or 13/18/26W Quad Tube 4-Pin Lamps
Non-IC Rated
120V, 208V, 240V, 277V, or 347V

Featuring VirtuaSource® Reflectors

JA #: TYPE: A

EM NAME:

PROJECT:

Architektur

Ceiling Cutout: 6 1/4"
Maximum Ceiling Thickness: 1 1/4"
For conversion to millimeters, multiply inches by 25.4
Not to Scale

**APPLICATIONS:**
The CFR6 series offers horizontally lamped compact fluorescent downlight and wall wash fixture that provides superior brightness and glare control. This series is ideal for a wide variety of low to medium height ceiling applications including commercial, retail, and hospitality. The CFR6 series of luminaires is compatible with the Signos® family of architectural elements.

**HOUSING:**
One-piece painted 18-gauge cold rolled steel platform. Prewired J-box with snap-on cover for easy access. Vented at lamp tip and socket for maximum light output. Same housing accommodates downlight and wall wash downlight reflectors. 347V available.

**REFLECTOR:**
High purity aluminum Alzak® Virtual Source® iridescence suppressed reflector. Self-trim (ST) standard. Painted white self-trim (WT) available. Baffled units standard with painted white self trim.

**BALLAST:**
One (1) compact fluorescent Class 'P' electronic multivolt (120V through 277V) ballast for long life and quiet operation. HPF and ECA protection standard. Accessible from below ceiling. 347V available.

**LAMP:**
Two (2) 13W twin tube with 2G10/7 base, two (2) 13W quad tube with G24q-1 base, two (2) 18W quad tube with G24q-2 base, or two (2) 26W quad tube with G24q-3 base lamps. Lamps furnished by others.

**SOCKET:**
Two (2) injection molded sockets (vented).

**INSTALLATION:**
Universal adjustable mounting brackets accommodate 1/2" or 3/4" lathing channel or 1/2" EMT (by others), or Prescolite 24" bar hangers (B24 or B6).

**LABELS:**
UL, CSA listed for damp locations
Approved for through wiring
Non-type I.C.

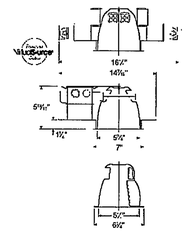


CATALOG NUMBER: EXAMPLE: CFR613UQEB3DM-ST372A-B6

| HOUSINGS | HOUSING OPTIONS | HOUSING OPTIONS | REFLECTORS | REFLECTOR OPTIONS | ACCESSORIES |
|---|---|---|---|---|---|
| ❑ CFR613EB<br>6", (2) 13W twin tube, multivolt electronic ballast<br>❑ CFR613UQEB<br>6", (2) 13W quad tube, multivolt electronic ballast.<br>❑ CFR618EB<br>6", (2) 18W quad tube, multivolt electronic ballast.<br>❑ CFR626EB<br>6", (2) 26W quad tube, multivolt electronic ballast. | ❑ 347V[1]<br>❑ CP<br>Chicago Plenum. Fixture construction and/or specifications may vary. Refer to Chicago Plenum specification sheets on www.prescolite.com for details. (Prefix housing catalog number)<br>❑ DM<br>Electronic Analog Dimming Ballast to 3%, 4-wire (120V through 277V) | ❑ 5DM<br>Lutron Compact SE Dimming Ballast to 5%, 2-wire (specify voltage)<br>❑ 5DN<br>Lutron TuWire Dimming Ballast to 5%, 2-wire (120 volt only)<br>❑ 7DM<br>Advance Mark 7 Dimming Ballast to 3%, 4-wire (120V through 277V)[1]<br>❑ XDM<br>Advance Mark 10 Dimming Ballast to 5%, 2-wire (specify voltage)[2]<br>❑ EM<br>Emergency battery pack with integral test switch and indicator light (remote for CFR613UQEB)<br>❑ FSD1FA<br>Fuse kit installed at factory<br>❑ RIF1<br>Radio interference filter (single circuit)<br>❑ RIF2<br>Radio interference filter (twin circuit) | ❑ ST372A (S)<br>6" Specular clear Alzak<br>❑ ST373A (S)<br>6" Champagne gold Alzak<br>❑ ST374A (S)<br>6" Pewter Alzak<br>❑ ST372AMFC (S)<br>6" American Matte® clear<br>❑ B372A<br>6" Black Baffle<br>❑ SS<br>Semi-specular finish | ❑ TRG<br>Trim ring gasket (factory installed)<br>❑ WT<br>Painted white self-flange (substitute WT for ST)<br>❑ WW<br>Wall wash reflector (not available with baffle) | ❑ B24<br>Set of two (2) 24" bar hangers for T-bar ceilings<br>❑ B6<br>Set of two (2) bar hangers for ceiling joists up to 24" centers<br>❑ FSD1<br>Fuse kit for field installation<br>❑ RAL6<br>Regressed clear lense<br>❑ SCAD_<br>Slopped ceiling adapter (see note on back page)<br>❑ Signos®<br>Architectural glass elements<br>Refer to specification sheets ARCHSIG-00 through -004 |

[1]Ballast options not available in 347V.
[2]Not available with 13W CFL lamps

prescolite
A Division of Hubbell Lighting, Inc.

In a continuing effort to offer the best product possible we reserve the right to change, without notice, specifications or materials that in our opinion will not alter the function of the product.
Web: www.prescolite.com • Tech Support: (888) 777-4832

ARCH-CFL-003

## TYPE A

NO SCALE



1

## TYPE B PHOTO

NO SCALE

Job Name _____ Part Number _____ Fixture Type _____

# HOGAN

## OUTDOOR LIGHTING

* Textured Bronze Aluminum Housing
* Clear Tempered Glass Lens
* ETL Listed Wet Location
* Lamp Included

**ORDERING INFORMATION**

| Lamping | Cat No |
|---|---|
| 50w HPS* | HN50 |
| 70w HPS* | HN70 |
| 100w HPS* | HN100 |
| 150w HPS* | HN150 |
| 50w MH* | HN50MH-MTH |
| 70w MH* | HN70MH-MTH |
| 100w MH* | HN100MH-MTH |
| 150w MH* | HN150MH-MTH |
| 175w MH* | HN175MH-MTH |
| (2)26w QE | HN226QE |
| (1)32w TBX | HN132XE |
| (1)42w TBX | HN142XE |

*Magnetic Ballast

| Options: | Code: |
|---|---|
| 277V Ballast (Electronic Only) | 277 |
| Multi-Tap Ballast (Wired 277V) | MT |
| High Power Factor (Magnetic Only) | HPF |
| Fused | F |
| Tamper Resistant | TP |
| Emergency Battery (Electronic Only) | EB |

**Finishes Available**
All Paint Available

| Replacement / Accessories: | Part Number: |
|---|---|
| Lens | 37035 |
| Remote Battery | |
| 13w Magnetic | 13003 |
| 13w-42w Electronic | 13005 |

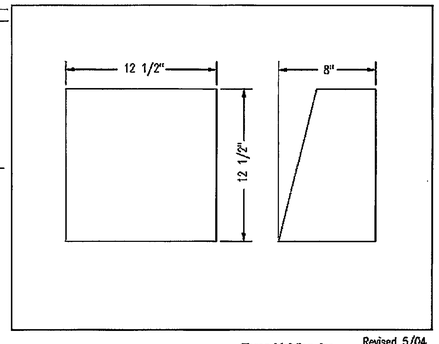


Revised 5/04

TLI Teron Lighting Inc.

Teron Lighting, Inc.
33 Donald Drive
Fairfield, OH 45014
(513) 858-6004 Fax 858-6036
E-Mail - sales@teronlight.com
www.teronlight.com

## TYPE B

NO SCALE

KEY PLAN

GENERAL NOTES

SPECTRUM DESIGN

10 CHURCH AVE SE, PLAZA SUITE 1 ROANOKE, VIRGINIA 24011 540.342.6001
ROANOKE • MARION

# SUN TRUST BANK - CROSSROADS MALL

# NEW BANK FACILITY

SPECTRUM DESIGN PROJECT NO. 06038

| | |
|---|---|
| DATE | 22 AUGUST, 2006 |
| DESIGN ARCHITECT | |
| PROJECT ARCHITECT | |
| PROJECT ENGINEER | MAR |
| CHECKED BY | |
| DRAWN BY | MF |

| REVISIONS | NUMBER | DATE |
|---|---|---|
| | 1 | CITY REVIEW 9/27/06 |

SHEET TITLE

# LIGHTING DETAILS

C-5.4