NOTES:

1. ALL MANHOLE FRAMES AND COVERS SHALL BE EAST JORDAN IRON WORKS, INC. WATERTIGHT MANHOLE FRAME MODEL #1045Z. WATERTIGHT COVER MODEL #1040AGS AND BOLT-DOWN MANHOLE COVER MODEL #1040ACLGS, OR APPROVED EQUAL. BOLT-DOWN MODEL TO BE USED IN AREAS SUBJECTED TO FLOODING OR AS DIRECTED BY THE AUTHORITY.
2. STEPS TO BE VERTICALLY ALIGNED.
3. THE FRAME AND COVER SHALL BE PROPERLY ALIGNED WITH THE 2 FOOT OPENING OF THE MANHOLE STRUCTURE AND BOLTED IN PLACE.
4. FLAT TOP MANHOLES MAY ONLY BE SUBSTITUTED WITH THE PERMISSION OF THE UTILITY DIRECTOR. WHEN USED, THE ECCENTRIC OPENING MUST LINE UP WITH THE STEPS.
5. SAMPLING MANHOLES IN TRAFFIC AREAS SHALL BE CONSTRUCTED AS PER MANHOLE DETAILS.
6. FLEXIBLE JOINT MANHOLE CONNECTION SHALL BE AS MANUFACTURED BY PRES-SEAL GASKET CORPORATION OR EQUAL.
7. GROUT ANNULAR SPACE BETWEEN PIPE AND PRECAST MANHOLE ON INSIDE OF MANHOLE.

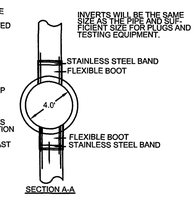

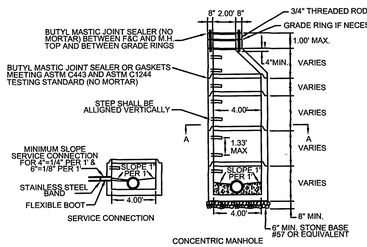

WESTERN VIRGINIA WATER AUTHORITY – CONSTRUCTION STANDARDS			
REVISION	DATE	4' STANDARD MANHOLE FOR PIPE 15" OR SMALLER	S-01
	07/01/04		
	03/01/06		

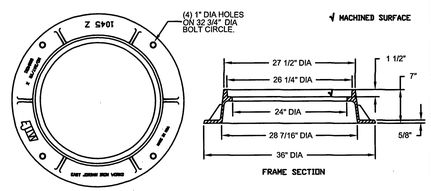

NOTE:
APPROVED WATER SEALANT REQUIRED AT ALL JOINTS.

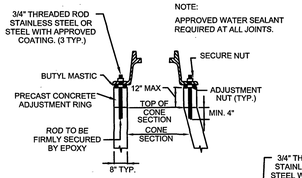

INSTALLATION DETAIL
FOR ALL FRAMES AND COVERS

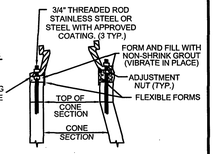

INSTALLATION DETAIL
FOR SLOPE ADJUSTMENT

WATERTIGHT MANHOLE FRAME MODEL #1045Z
BY EAST JORDAN IRON WORKS, INC. OR EQUIVALENT.

WESTERN VIRGINIA WATER AUTHORITY – CONSTRUCTION STANDARDS			
REVISION	DATE	WATERTIGHT MANHOLE FRAME	S-05
	07/01/04		

NOTES:

1. BEDDING, HAUNCHING AND INITIAL BACKFILL CONSTRUCTION SHALL BE IN ACCORDANCE WITH MANUFACTURER'S RECOMMENDATION.
2. ALL PVC PIPE SHALL BE BEDDED IN COMPACTED VDOT #57 OR #68 STONE.
3. IN AREAS NOT SUBJECTED TO VEHICULAR TRAFFIC, BEDDING STONE AND FILL SHALL BE PLACED IN 6" LIFTS FROM BOTTOM OF TRENCH TO 1' ABOVE THE PIPE AND THE REMAINING SHALL BE PLACED IN 10" LIFTS AND SHALL BE COMPACTED TO AT LEAST 90% OF MAXIMUM DENSITY AS DETERMINED BY ASTM D 698.
4. ALL SEWER LINE PIPE SHALL BE BEDDED IN COMPACTED GRANULAR MATERIAL. BEDDING REQUIREMENTS FOR DUCTILE SEWER LINE ARE DEPENDENT ON MANUFACTURER'S BEDDING CRITERIA.
5. ALL EXCAVATIONS SHALL COMPLY WITH OSHA TECHNICAL MANUAL, CHAPTER 2, TITLED "EXCAVATIONS: HAZARD RECOGNITION IN TRENCHING AND SHORING."

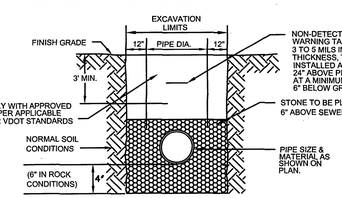

WESTERN VIRGINIA WATER AUTHORITY – CONSTRUCTION STANDARDS			
REVISION	DATE	BEDDING AND BACKFILL OUTSIDE OF PAVED AREAS	S-30
	07/01/04		
	03/01/06		

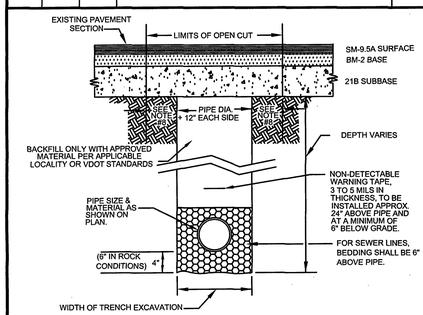

NOTES:

1. BEDDING, HAUNCHING AND INITIAL BACKFILL CONSTRUCTION SHALL BE IN ACCORDANCE WITH MANUFACTURER'S RECOMMENDATION.
2. ALL PVC PIPE SHALL BE BEDDED IN COMPACTED VDOT #57 OR #68 STONE.
3. IN ROANOKE COUNTY, THE CONTRACTOR SHALL REPLACE THE OPEN CUT WITH A MINIMUM TOP COURSE OF 1.5" (MINIMUM) VDOT SM-9.5A, BASE COURSE OF 6" VDOT BM-25d, AND SUBBASE OF 10" VDOT 21B, OR AS REQUIRED BY VDOT. IN ROANOKE CITY, CONTRACTOR SHALL REPLACE PAVEMENT AS REQUIRED BY CITY OF ROANOKE RIGHT OF WAY EXCAVATION AND RESTORATION STANDARDS.
4. ALL CONSTRUCTION WITHIN THE PUBLIC RIGHT-OF-WAY SHALL BE AS SPECIFIED BY VDOT OR APPLICABLE LOCALITY.
5. PRIOR TO CONSTRUCTION, CONTRACTOR IS RESPONSIBLE FOR SECURING ALL REQUIRED PERMITS FROM VDOT AND/OR APPLICABLE LOCALITY.
6. IN AREAS SUBJECTED TO VEHICULAR TRAFFIC, BEDDING STONE AND FILL SHALL BE PLACED IN 6" LIFTS AND SHALL BE COMPACTED TO AT LEAST 95% OF MAXIMUM DENSITY AS DETERMINED BY ASTM D 698.
7. ALL SEWER LINE PIPE SHALL BE BEDDED IN COMPACTED GRANULAR MATERIAL. BEDDING REQUIREMENTS FOR DUCTILE SEWER LINE ARE DEPENDENT ON MANUFACTUER'S BEDDING CRITERIA.
8. BENCHCUT ON EACH SIDE OF PAVEMENT: CITY OF ROANOKE EQUALS 12"; VDOT RIGHT-OF-WAY EQUALS 6".
9. ALL EXCAVATIONS SHALL COMPLY WITH OSHA TECHNICAL MANUAL, CHAPTER 2, TITLED "EXCAVATIONS: HAZARD RECOGNITION IN TRENCHING AND SHORING."

WESTERN VIRGINIA WATER AUTHORITY – CONSTRUCTION STANDARDS			
REVISION	DATE	BEDDING AND BACKFILL UNDER PAVEMENT AND RIGHT-OF-WAY	S-31
	07/01/04		
	03/01/06		

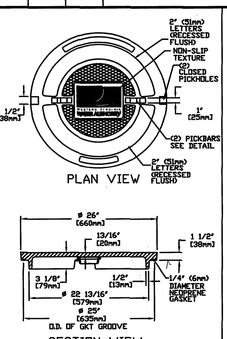

STANDARD MANHOLE COVER MODEL #1040AGS
BY EAST JORDAN IRON WORKS, INC OR EQUIVALENT.

STANDARD MANHOLE COVER

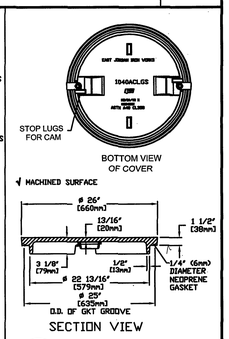

1. BOLT-DOWN MANHOLE COVER MODEL #1040ACLGS BY EAST JORDAN IRON WORKS, INC OR EQUIVALENT.
2. BOLT-DOWN MANHOLE COVERS TO BE USED IN AREAS SUBJECT TO FLOODING, SUCH AS ALONG STREAM OR CREEK BANKS, OR AS DIRECTED BY THE AUTHORITY.

BOLT-DOWN MANHOLE COVER

WESTERN VIRGINIA WATER AUTHORITY – CONSTRUCTION STANDARDS			
REVISION	DATE	WATERTIGHT MANHOLE COVER	S-06
	07/01/04		
	03/01/06		

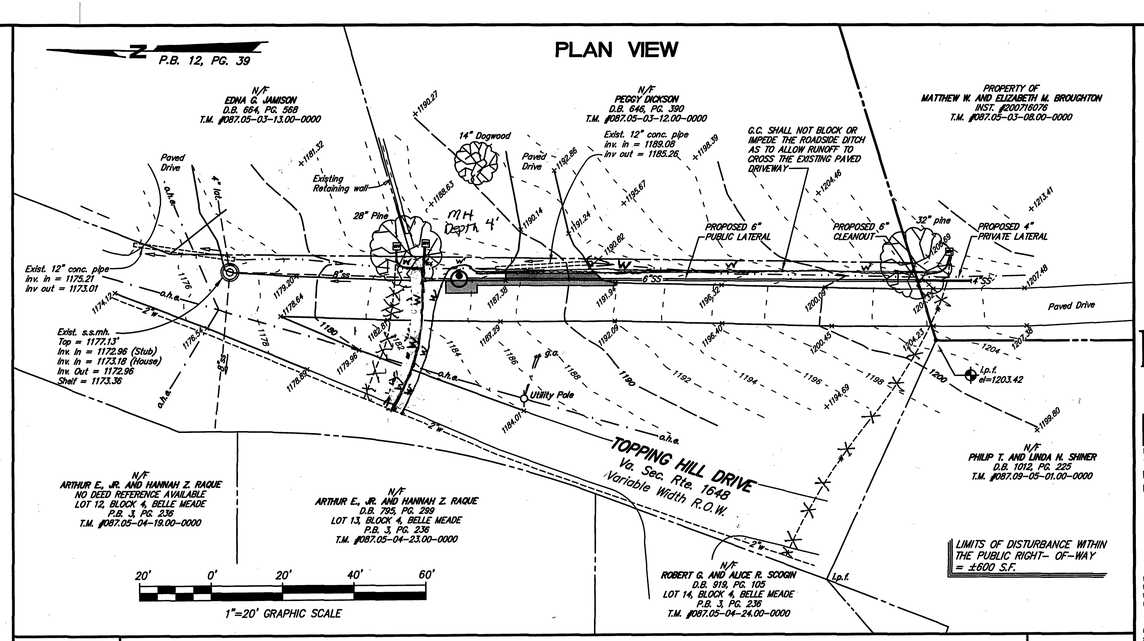

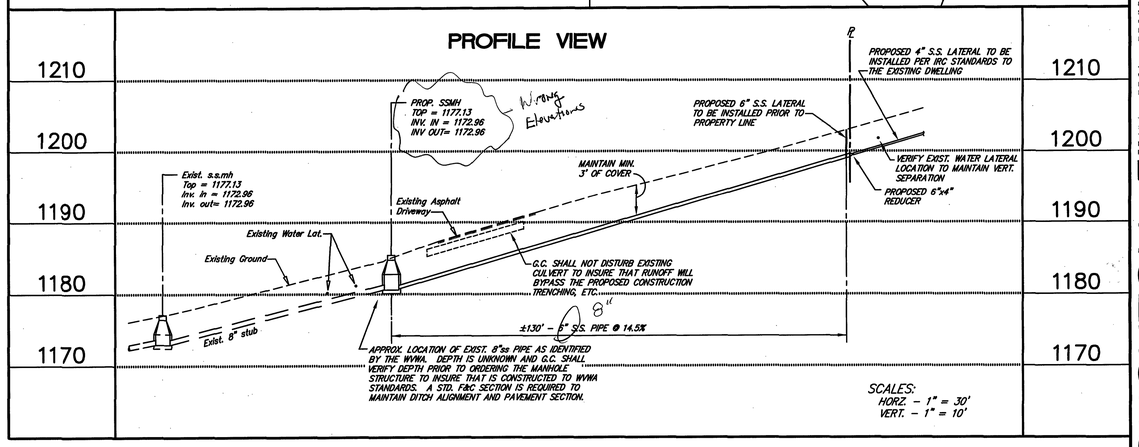

WESTERN VIRGINIA WATER AUTHORITY NOTES

AVAILABILITY No. 07-332

GENERAL NOTES:

A PRE-CONSTRUCTION MEETING SHALL BE SCHEDULED WITH THE WESTERN VIRGINIA WATER AUTHORITY TO BE HELD AT LEAST ONE (1) DAY PRIOR TO ANY CONSTRUCTION OF THE APPROVED WATER AND SANITARY SEWER FACILITIES.

A MINIMUM COVER OF THREE (3) FEET IS REQUIRED OVER PROPOSED LINES.

ALL SANITARY SEWER AND WATER CONNECTIONS TO EXISTING LINES SHALL BE COORDINATED WITH AND PERFORMED BY THE WESTERN VIRGINIA WATER AUTHORITY.

CONTRACTOR SHALL BE RESPONSIBLE FOR LOCATING AND UNCOVERING VALVE VAULTS, MANHOLES, ETC. AFTER PAVING AND ADJUSTING TO FINAL GRADE IF NECESSARY.

ALL EXISTING UTILITIES MAY NOT BE SHOWN OR MAY NOT BE SHOWN IN THE EXACT LOCATION. THE CONTRACTOR SHALL COMPLY WITH THE STATE WATER WORKS REGULATIONS, SECTION 12.05.03, WHERE LINES CROSS.

ALL TRENCHES IN EXISTING OR FUTURE HIGHWAY RIGHT-OF-WAYS SHALL BE COMPACTED ACCORDING TO VIRGINIA DEPARTMENT OF TRANSPORTATION'S STANDARDS.

LINES SHALL BE STAKED PRIOR TO CONSTRUCTION.

CONTRACTOR SHALL REFER TO THE WESTERN VIRGINIA WATER AUTHORITY STANDARD WATER AND SEWER REGULATIONS FOR CONSTRUCTION DETAILS AND INSTALLATION METHODS AS REQUIRED TO COMPLETE THE PROPOSED UTILITY FACILITIES AS INDICATED BY THESE DRAWINGS.

FIELD CORRECTIONS SHALL BE APPROVED BY THE WVWA ENGINEERING DIVISION PRIOR TO SUCH CONSTRUCTION.

THE CONTRACTOR SHALL PROVIDE THE WESTERN VIRGINIA WATER AUTHORITY WITH CORRECT AS-BUILT PLANS PRIOR TO SUBSTANTIAL COMPLETION OF ANY NEW PUBLIC EXTENSIONS.

SEWER NOTES:

HOUSE CONNECTIONS ARE TO BE MADE WITH 4" PIPE INSTALLED AT A MINIMUM GRADE OF 1/4 INCH TO 1 FOOT IN R/W.

LATERALS FROM MANHOLES SHALL BE PVC OR DUCTILE IRON OF SUFFICIENT LENGTH TO PROVIDE TWO (2) FEET OF BEARING ON NATURAL GROUND.

THE LATERALS AND REQUIRED FITTINGS LOCATED WITHIN A PUBLIC RIGHT-OF-WAY OR PUBLIC EASEMENT SHALL BE OF THE SAME TYPE OF MATERIAL AS THE MAINLINE SEWER PIPELINE.

THE CONSTRUCTION OF THE PROPOSED PUBLIC SEWER MAIN AND ALL RESIDENTIAL SERVICES SHALL BE IN COMPLIANCE WITH THE CURRENT WESTERN VIRGINIA WATER AUTHORITY REGULATIONS. REFER TO THESE REGULATIONS FOR COMPLETE DETAILS AND INSTALLATION METHODS.

ALL SANITARY SEWER PIPING SHALL BE PVC (POLYVINYL CHLORIDE) MANUFACTURED IN ACCORDANCE WITH ASTM DESIGNATION 3034-77 (SDR 35) UNLESS OTHERWISE NOTED ON THE PLANS/PROFILES.

ALL MANHOLE FRAMES AND COVERS SHALL BE WATERTIGHT AND ALL COVERS SHALL BE BOLT-DOWN MANHOLE COVERS (SEE DETAIL S-05 AND S-06) WHERE APPLICABLE.

BALZER AND ASSOCIATES INC.
REFLECTING TOMORROW
www.balzer.cc
PLANNERS • ARCHITECTS
ENGINEERS • SURVEYORS

1208 Corporate Circle
Roanoke, Virginia 24018
Phone: 540/772-9580
FAX: 540/772-8050

501 Branchway Road
Richmond, Virginia 23236
Phone: 804/794-0571
FAX: 804/794-2635

880 Technology Park Drive
Suite 200
Glen Allen, Virginia 23059
Phone: 804/553-0132
FAX: 804/553-0133

448 Peppers Ferry Road, NW
Christiansburg, Virginia 24073
Phone: 540/381-4290
FAX: 540/381-4291

1561 Commerce Road
Suite 401
Verona, Virginia 24482
Phone: 540/248-3220
FAX: 540/248-3221

BROUGHTON RESIDENCE

SANITARY SEWER EXTENSION

ROANOKE COUNTY, VIRGINIA

DRAWN BY: JVJ
DESIGNED BY: JVJ
CHECKED BY: SMH
DATE: 12/12/2007
REVISIONS:

SCALE: 1"=20'
SHEET NO.
SS-1
JOB NO.
R0700173.00

3/24/08 Robert Pitts
TAGL BOOTH
BPS → 3/24/08
AS BUILT
Broughton Residence Private Lateral