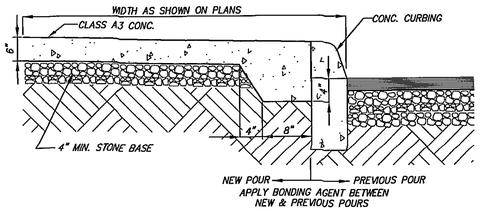

NEW CONCRETE SIDEWALK MAY BE POURED SEPARATELY FROM NEW CONCRETE CURBING (OR CURB AND GUTTER), OR MAY BE POURED MONOLITHICALLY, AT THE CONTRACTOR'S DISCRETION. IF POURED SEPARATELY, A PRE-MOLDED EXPANSION JOINT SHALL BE PLACED BETWEEN THE SIDEWALK AND THE CURBING. THIS EXPANSION JOINT SHALL EXTEND THE FULL DEPTH OF THE SIDEWALK.

THE COLOR AND FINISH OF THE NEW SIDEWALK SHALL MATCH THAT OF THE EXISTING SIDEWALK

A / C2.1 CONCRETE SIDEWALK
NO SCALE

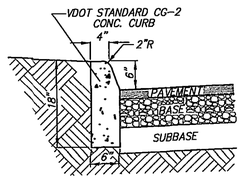

CG-2 IS DESIGN FOR SPEEDS OF 45 M.P.H. OR LESS.

USE CLASS A3 CONCRETE IF CAST IN PLACE OR 4000 P.S.I. CONCRETE FOR PRECAST.

B / C2.1 CONCRETE CURB
NO SCALE

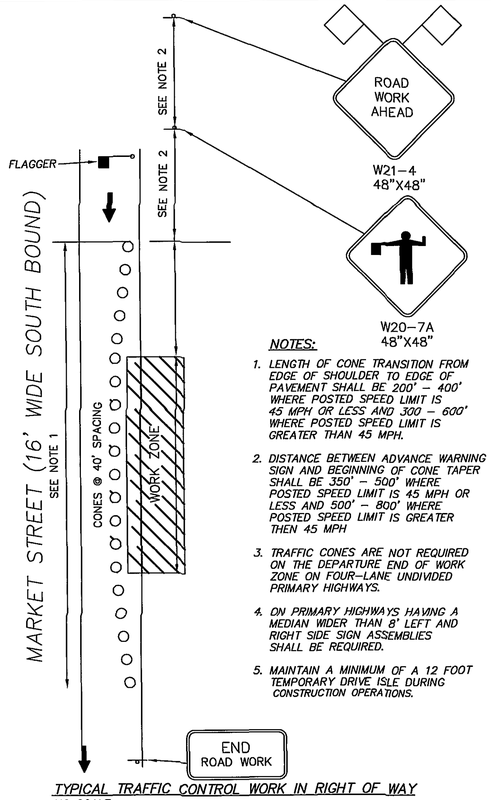

NOTES:

1. LENGTH OF CONE TRANSITION FROM EDGE OF SHOULDER TO EDGE OF PAVEMENT SHALL BE 200' – 400' WHERE POSTED SPEED LIMIT IS 45 MPH OR LESS AND 300 – 600' WHERE POSTED SPEED LIMIT IS GREATER THAN 45 MPH.
2. DISTANCE BETWEEN ADVANCE WARNING SIGN AND BEGINNING OF CONE TAPER SHALL BE 350' – 500' WHERE POSTED SPEED LIMIT IS 45 MPH OR LESS AND 500' – 800' WHERE POSTED SPEED LIMIT IS GREATER THEN 45 MPH
3. TRAFFIC CONES ARE NOT REQUIRED ON THE DEPARTURE END OF WORK ZONE ON FOUR-LANE UNDIVIDED PRIMARY HIGHWAYS.
4. ON PRIMARY HIGHWAYS HAVING A MEDIAN WIDER THAN 8' LEFT AND RIGHT SIDE SIGN ASSEMBLIES SHALL BE REQUIRED.
5. MAINTAIN A MINIMUM OF A 12 FOOT TEMPORARY DRIVE ISLE DURING CONSTRUCTION OPERATIONS.

TYPICAL TRAFFIC CONTROL WORK IN RIGHT OF WAY
NO SCALE

GENERAL NOTES:

1. TRAFFIC BEARING BOX REQUIRED IN TRAFFIC AREAS.
2. ALL PIPE AND FITTINGS SHALL BE OF SIMILAR MATERIAL.
3. ALL PIPE SHALL BE OF SAME SIZE.
4. NO BENDS ARE ALLOWED IN THE LATERAL FROM THE MAIN TO THE CLEANOUT STACK WYE. (EXCEPT AS NOTED)
5. ALL MAIN LINE TAPS ON ACTIVE MAINS WILL BE PERFORMED BY WESTERN VIRGINIA WATER AUTHORITY.
6. PIPING BEHIND CLEANOUT TO BE INSTALLED PER BOCA CODE.
7. MINIMUM LATERAL SIZE:
   4" FOR RESIDENTIAL SERVICE
   6" FOR NON-RESIDENTIAL SERVICE
8. MINIMUM COVER FOR ALL SEWER LATERALS SHALL BE THREE(3) FEET.
9. PROPERTY OWNER RESPONSIBLE FOR INSTALLING CLEANOUT ON PROPERTY LINE WHEN MAINTENANCE OCCURS, IN ACCORDANCE WITH THIS STANDARD.
10. *FLOWLINE AT CLEANOUT WYE SHALL BE A MINIMUM OF THREE FEET (3') BELOW* LOWEST SERVED FINISHED FLOOR.

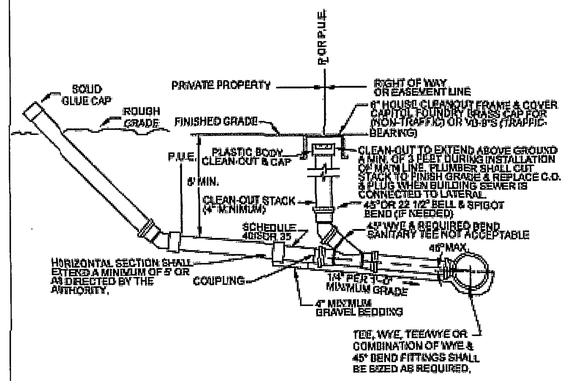

NOTES:

1. A MINIMUM CLEARANCE OF 4 INCHES IS REQUIRED BETWEEN CLEANOUT CAP AND TOP OF COVER.
2. CAPITOL FOUNDRY FRAME AND COVER ITEM # VB-B*S

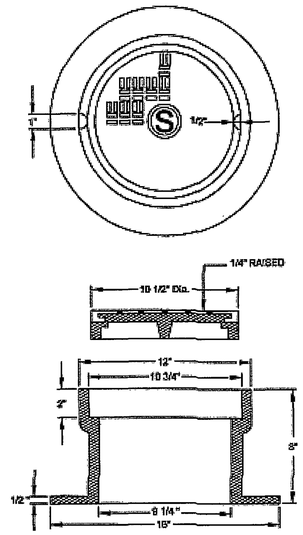

WESTERN VIRGINIA WATER AUTHORITY - CONSTRUCTION STANDARDS		
REVISION DATE: 02/01/04, 03/01/06	SANITARY SEWER LATERAL	S-08

WESTERN VIRGINIA WATER AUTHORITY - CONSTRUCTION STANDARDS		
REVISION DATE: 07/01/04	TRAFFIC BEARING CLEANOUT BOX	S-13

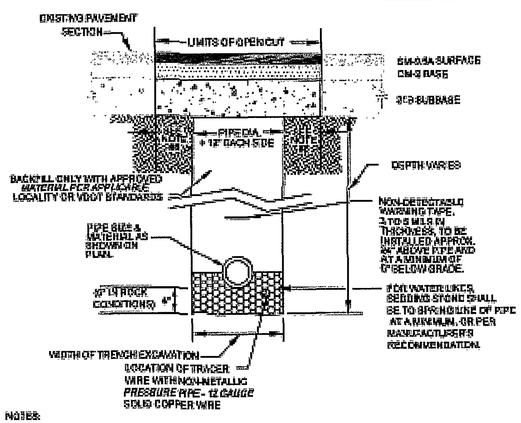

NOTES:

1. BEDDING, HAUNCHING AND INITIAL BACKFILL CONSTRUCTION SHALL BE IN ACCORDANCE WITH MANUFACTURER'S RECOMMENDATION.
2. ALL PVC PIPE SHALL BE BEDDED IN COMPACTED VDOT #57 OR #68 STONE.
3. IN ROANOKE COUNTY, THE CONTRACTOR SHALL REPLACE THE OPEN CUT WITH A MINIMUM TOP COURSE OF 1.5" (MINIMUM) VDOT SM-9.5A, BASE COURSE OF 7" VDOT BM-25A, AND SUBBASE OF 10" VDOT 21B, OR AS REQUIRED BY VDOT. IN ROANOKE CITY, CONTRACTOR SHALL REPLACE PAVEMENT AS REQUIRED BY CITY OF ROANOKE RIGHT OF WAY EXCAVATION AND RESTORATION STANDARDS.
4. ALL CONSTRUCTION WITHIN THE PUBLIC RIGHT-OF-WAY SHALL BE AS SPECIFIED BY VDOT OR APPLICABLE LOCALITY.
5. PRIOR TO CONSTRUCTION, CONTRACTOR IS RESPONSIBLE FOR SECURING ALL REQUIRED PERMITS FROM VDOT AND/OR APPLICABLE LOCALITY.
6. IN AREAS SUBJECTED TO VEHICULAR TRAFFIC, BEDDING STONE AND FILL SHALL BE PLACED IN 6" LIFTS AND SHALL BE COMPACTED TO AT LEAST 95% OF MAXIMUM DENSITY AS DETERMINED BY ASTM D 698.
7. BEDDING REQUIREMENTS FOR DUCTILE WATER LINE ARE DEPENDENT ON MANUFACTURER'S BEDDING CRITERIA.
8. *BENCHCUT ON EACH SIDE OF PAVEMENT: CITY OF ROANOKE EQUALS 12"; VDOT RIGHT-OF-WAY EQUALS 6".*
9. ALL EXCAVATIONS SHALL COMPLY WITH OSHA TECHNICAL MANUAL, CHAPTER 2, TITLED "EXCAVATIONS: HAZARD RECOGNITION IN TRENCHING AND SHORING."

WESTERN VIRGINIA WATER AUTHORITY - CONSTRUCTION STANDARDS		
REVISION DATE: 07/01/04, 03/01/06	D / C2.1 BEDDING AND BACKFILL UNDER PAVEMENT AND RIGHT-OF-WAY	W-25

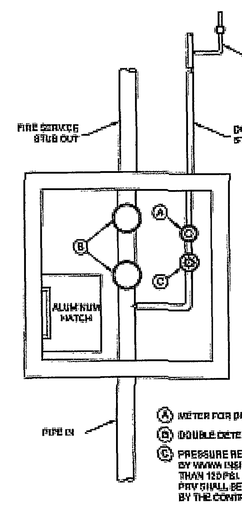

Ⓐ METER FOR DOMESTIC SERVICE
Ⓑ DOUBLE DETECTOR CHECK ON FIRE LINE
Ⓒ PRESSURE REDUCING VALVE (PRV) SHALL BE INSTALLED BY WVWA INSIDE THE VAULT FOR PRESSURES GREATER THAN 120 PSI. FOR PRESSURES BETWEEN 85 AND 120 PSI, PRV SHALL BE INSTALLED ON PRIVATE SIDE OF THE VAULT BY THE CONTRACTOR AT OWNER/DEVELOPERS EXPENSE.

NOTES:

1. FOR 6" FIRE LINE, EXTERIOR VAULT DIMENSIONS SHALL BE 8' X 8'
2. FOR 8" FIRE LINE, EXTERIOR VAULT DIMENSIONS SHALL BE 11' X 7'
3. VAULT TO BE FURNISHED AND INSTALLED BY WVWA AT OWNER/DEVELOPERS EXPENSE.

WESTERN VIRGINIA WATER AUTHORITY - CONSTRUCTION STANDARDS		
REVISION DATE: 03/01/06	WATER VAULT	W-26

COMMONWEALTH OF VIRGINIA
SCOTT F. EASTER
No. 031618
12/08/2006
PROFESSIONAL ENGINEER

ACS DESIGN
ENGINEERING • SURVEYING
LANDSCAPE ARCHITECTURE
CONSTRUCTION MANAGEMENT

2203 PETERS CREEK ROAD
ROANOKE, VIRGINIA 24017
P 540.562.2345 F 562.2344
INFO@ACSDESIGNLLC.COM
WWW.ACSDESIGNLLC.COM

308 Market Street VACO Office Building Infill Roanoke, Virginia

DRAWN BY:	SFE
DESIGNED BY:	DME
CHECKED BY:	DME
DATE:	08 DEC 2006
JOB NUMBER:	06267

REVISIONS:
No. 1
No. 2
No. 3
No. 4

SHEET NO.:
C2.1

STANDARD DETAILS